



OFFICIAL GAME INFORMATION

Texas Airhogs (17-42, 6th South) vs T-Bones (38-21, 2nd South)

RHP Gan Quan (0-5, 3.94) at RHP Hunter Adkins (4-2, 3.68)

7/22/18 — T-Bones Stadium, Kansas City, Kansas 1:05 pm

Series: Games 3 of 3

[On air at T-&Bones MixLR Channel](#)

AA SOUTH STANDINGS

| Team | W | L | GB | Last Game |
|------------|----|----|------|------------|
| Sioux City | 43 | 15 | - | W 6-5 @LIN |
| T-Bones | 38 | 21 | 5.5 | W 1-0 TEX |
| Wichita | 37 | 23 | 7 | W 3-1 CLE |
| Lincoln | 29 | 29 | 14 | L 6-5 SIO |
| Cleburne | 20 | 38 | 22.5 | L 3-1 @WIC |
| Texas | 17 | 42 | 26.5 | W 1-0 @KC |

Sizzle facts

| | | |
|------------------------------------|-----------------------|-------------------------------|
| Streak: W1 | Last 5: 4-1 | Last 10: 6-4 |
| Home: 14-10 | Away: 24-11 | TEX: 6-3 |
| South: 27-15 | North: 11-6 | Month: 12-7 |
| Runs/Rank 344/ 2 nd | HR/ Rank 46/ 5th | OBP/ Rank .371/ 2nd |
| AVG/ Rank .299 / 2nd | ERRORS/ 52/T 9th | OPS/Rank .811/ 1st |
| WHIP/Rank 1.29/ 1 st | ERA/Rank 3.97/ 5th | Strike Outs/Rank 452 / 6th |

T--BONES LEAGUE LEADERS

| | |
|------------|--|
| AVG | Todd Cunningham (.386) 1 st |
| | Dylan Tice (.346) 5th |
| R | Dylan Tice (47)T 3rd |
| | Keith Curcio (38) T 10th |
| HR | Keith Curcio (7) T 7th |
| | Taylor Featherston (5) T 9th |
| 2B | Dylan Tice (16) T 5th |
| | Todd Cunningham (14) T 7th |
| H | Dylan Tice (79) T 4th |
| | Nick Perio Jr. (69) T 9th |
| RBI | Keith Curcio (32) T 15th |
| | Todd Cunningham (30) T 17th |
| ERA | Tommy Collier (3.49) 10 th |
| SO | Tommy Collier (79) 1 st |

Last Five

| Day | Opp | Result/Notes |
|------|------|---|
| 7/21 | TEX | W 1-0 KC wins longest home game of the season |
| 7/20 | TEX | L 11-9 Texas outduels KC in a shootout |
| 7/18 | @CLE | W 8-3 T-Bones win 4 straight |
| 7/17 | @CLE | W 11-7 KC defeats Cleburne on the road |
| 7/16 | @CLE | W 10-4 KC defeats Cleburne on the road |

By the Numbers

| | |
|-------------------------|----------------------|
| Day...6-2 | Night...31-120 |
| Series...12-4-1 | Sweeps...5-0 |
| Series Open...10-9 | Series Middle...14-8 |
| Series Finale...12-6 | Rubber Match...1-0 |
| Last At-Bat 7-10 | Walk-Off...2-3 |
| Comeback...8-2 | Extra Innings...3-3 |
| Doubleheader...2-0 | Score First...22-6 |
| Allow First Run...13-15 | 1-Run Game...9-9 |
| 2-Run Game...6-5 | 3-Run Game...6-3 |
| 4+Run Game...17-6 | More hits...31-9 |
| Fewer hits...5-10 | Same hits...2-2 |
| Scoring 0-3...10-10 | Scoring 4-6...12-8 |
| Scoring 7+...16-3 | Allow 0-3...25-5 |
| Allow 4-6...11-6 | Allow 7+...2-10 |

Last Night

The T-Bones and Airhogs played 11 innings in what was one of the best pitcher's duals of the year. Airhogs starter Tyler Matzek held the T-Bones hitless for 7.1 innings. Tommy Collier surrendered just two hits to Texas with 8 strike outs. Taylor Featherstone drove in the winning run in the home half of the 11th for a 1-0 walk off win for KC.

Today

The T-Bones and Airhogs will play the final game of the three-game series. RHP Gan Quan (0-5, 3.94) (see below) will go for Texas while RHP Hunter Adkins (4-2, 3.68) takes the pearl for KC. His complete bio appears in the game notes starting on page 4.

About the Airhogs

Thirty members of the Chinese National Team, known as the Beijing Shougang Eagles (Pronounced Beijing Show-Gong Eagle), will be training and playing in Grand Prairie this season. The AirHogs have partnered with the "Beijing Shougang Eagles to create a new team: the Texas AirHogs – powered by Beijing Shougang Eagles."

About the Airhogs starter

Gan Quan is a veteran member of the Chinese National Team and pitched for the team in the 2017 World Baseball Classic. In the Pool play round in Tokyo, he pitched in two games with a start and an 0-1 record. He gave up six runs in 4.1 innings with eight hits, a walk and four strike outs for China. He faced Cuba in relief for a 1.1 IP allowing three hits and one earned run in a 6-0 loss and he was the losing pitcher in a 7-1 loss to the host nation Japan. Against the "Samurai" Gan gave up five hits and five earned runs in three innings at the Tokyo Dome.


Tale of the Tape

| Offense | T-Bones | Airhogs |
|-----------------|-------------------------|------------------------|
| Avg | .296 (2 nd) | .240 (T 11th) |
| Runs | 345 (2 nd) | 196 (12th) |
| HR | 46 (T 4th) | 24 (8th) |
| SB | 65 (4th) | 39 (10 th) |
| BB | 221 (3rd) | 164 (10th) |
| Pitching | | |
| ERA | 3.97 (5th) | 5.27 (11th) |
| SO | 452 (6 th) | 397(11th) |
| BB | 199 (T 5th) | 275 (1st) |
| S | 21 (2 nd) | 12(T 6th) |
| Defense | | |
| E | 52 (T 9th) | 62 (4th) |

Up next

The T-Bones take a day off Monday and then open up a three-game series with Lincoln.

Follow us on Social Media!



| NEXT FIVE | | | |
|-----------|-----|------------|---------|
| 7/23 | | Off | |
| 7/24 | LIN | TBA at TBA | 7:05 pm |
| 7/25 | LIN | TBA at TBA | 7:05 pm |
| 7/26 | LIN | TBA at TBA | 7:05 pm |
| 7/28 | CHI | TBA at TBA | 7:05 pm |



Steak Bites

vs. Texas

This is the third series the two clubs have played this season. The T-Bones hold a 6-3 lead in the season series including sweeping a double header on July 5th in Texas that saw KC toss a combined no-hitter in game two. It was the second straight season the T-Bones have no hit the Airhogs. All-time KC is 32-28.

Close shave

The T-Bones and Airhogs have played five one run games including last night's 1-0 KC win. The T-Bones hold a 3-2 advantage in the season series in one run games against Texas.

Extra Extra read all about it!

The T-Bones lead the AA in extra base hits at 183. The club leads the circuit with 121 doubles. The T-Bones have 16 triples and 46 homers. The American Association record for doubles is 250 set by Amarillo in 2011. The T-Bones franchise record for two baggers is 212 set in back to back seasons in 2007 and 2008. The current pace of 121 would set a new record for the franchise.

Historic 17

With the current record of 38-21 are a season high 17 games above .500 and also is the highest number of games above .500 the club has been as members of the American Association. The T-Bones are ahead of last year's pace by four games. In 2017 after 59 games KC sat at 34-25. Joe Calfapietra arrived on the scene last season and during his tenure the T-Bones have been above .500 for 144 days including the last 83 days of the 2017 season. Last season the team was 15 games above .500 August 13th the highest of the season.

Year Days above .500

| | | |
|------|----|--|
| 2018 | 61 | From May 25 th on. |
| 2017 | 83 | From June 14 th the rest of the way in 17 |
| 2016 | 3 | The T-Bones were 7-7 on June 1st on 2016 the latest the club was at .500 in 2016. |
| 2015 | 2 | In 2015, the club reached the .500 mark on the second to the last day of the season on September 6th |
| 2014 | 1 | In 2014 the club was 30-30 on July 18th and never reached .500 again |
| 2013 | 1 | 1-1 to start 2013 the last point the team was at .500 that season |
| 2012 | 66 | The team was at or above .500 for 66 games from June 22nd until the end of the season. |

On the air

Dan Vaughan returns for his second season as the "voice of the T-Bones". Vaughan spent the previous four years with the Gary SouthShore RailCats and is the Australian summer voice of the Perth Heat of the Australian Baseball League during the USA winters. The game audio can be heard on tbonesbaseball.com and on the [T-Bones MixLR Channel](#) and the MixLR app. The pregame begins at 6:40 with "The Top Step with Manager Joe Calfapietra." AmericanAssociationBaseballTV.com carries the video stream of all home games. The full pregame show can be heard online on the radio side with Lilly Stewart providing the news and scores around the American Association and Jackson Mealman brings fans the Dugout Report and the post-game segments from the field and clubhouse. On the road Vaughan is a one man band with the audio stream heard on AmericanAssociationBaseballTV.com in addition to flagship home on [T-Bones MixLR Channel](#).

HOT T-BONES

At the plate

- Todd Cunningham** is 11-for-his last 30.
- Colin Walsh** has scored 8 run his last six games
- Noah Perio** has nine RBI in his first 11 games for KC.
- Mason Davis** has scored 12 runs in 13 games and became the second T-Bones to hit two home runs in a game Tuesday night. He currently is on a five-game hitting streak.

On the hill

- Tommy Collier** had 18 K's in his last 15 innings
- Marcus Crescentini** has 8 K's in his first 6.2 IP
- Hunter Adkins** has won his last three starts.
- KC has 18 out of 58 starts out in the rotation falling into the quality category of six innings of three earned runs or less.

The Last Time...for the T-Bones

The T-Bones scored 10 runs in a game
The T-Bones recorded 15 hits in a game
The T-Bones shut out their opponent
The T-Bones won with a walk-off
The T-Bones swept a series
The T-Bones won five games in a row

June 29, 2018
July 9, 2018
June 26, 2018
August 12, 2017
July 16-18, 2018
June 18- June 29, 2018

@CLE (L 14-13)
@LIN (16 H,913-2 W)
Lincoln (7-0 W)
vs. Salina (5-4) in 11
at Cleburne 3-0
9 games

A T-Bones player had four hits in a game
A T-Bones player had five hits in a game
A T-Bones player had five plus RBIs in a game
A T-Bones player hit at least two HRs in a game
A T-Bones player hit a grand slam
A T-Bones pitcher threw a complete game (9 IP)
A T-Bones pitcher struck out at least 10 batters
A T-Bones pitcher threw a no-hitter

July 7, 2018 at Texas
August 1, 2017 @ Cleburne
June 26, 2018 Lincoln
July 18, 2018 @ Cleburne
June 27, 2017 at Lincoln
August 12, 2016
July 16, 2018
July 5, 2018

Mason Davis 4-for-5
Cedric Hunter (5)
Nick Torres (5)
Mason Davis (2)
Kyle Petty
Jared Messer
Tommy Collier (10 strikeouts)
Combined in 7 innings (1-0 @TEX)

On This Date...

July 22, 2008

Kansas City Forces Rubber Match with Victory

WINNIPEG, Mb. – The Kansas City T-Bones used a pair of three-run home runs tonight to take game two of a three-game set, 7-3, over the Winnipeg Goldeyes at Canwest Park in Winnipeg, Manitoba, Canada.

After a rain delay of one hour and 37 minutes pushed the start of the game back, neither team scored until Kansas City opened up for three runs on four hits against Zach Baldwin in the third. After two singles and a fielder's choice started the frame, Bo Hart collected the T-Bones' second inside-the-park home run of the season to give Kansas City the only lead of the contest.

Demetrius Heath answered for Winnipeg with an RBI single off Anthony Snow in the bottom of the inning to pull the Goldeyes within two. Both teams went without a run over the fourth and fifth frames before the T-Bones used another three-run blast, this time of the conventional variety from Craig Hurba (pictured) to take a 6-1 lead. Snow lasted six innings for Kansas City, allowing just one run on five hits while striking out six and walking three in the victory. The outing marks just the second time in the right-hander's short career that he finished at least six innings.


Kansas City plated their final tally on an RBI single from Jim Fasano in the seventh to gain a six-run advantage. It marked Fasano's league-leading 61st RBI of the season. Baldwin left after six-plus innings, allowing seven runs on 11 hits in a losing effort.

The Goldeyes scored their second run off Payton Tweddale in the seventh when an RBI double by Heath pushed the score to 7-2. Brady Martinez relieved Tweddale in the eighth with two on and nobody out. He would face just two batters in the frame, striking out both while using a strike-out, throw-out double play to end the threat. Martinez allowed one run on two hits in the ninth to finish the game for the T-Bones. Heath drove in all three runs for Winnipeg in the contest, finishing three-for-four with a walk to pace the Goldeyes.

Greg Jacobs went four-for-five in the contest to continue his tear through the Northern League. He has now collected multiple hits in six of the eight games he has appeared in since rejoining Kansas City. Max Poulin singled in the ninth for Winnipeg, marking his 609th career hit as a Goldeye to set a new franchise record in that category. White Falls Double Shy of Cycle in Game One Win

MEET THE T-BONES STARTING PITCHER

Tonight's starter #33 RHP Hunter Adkins



Hunter Adkins comes to Kansas City after a busy 2017 season where he saw time with four different clubs between High A and AAA. He began the season with AA Jacksonville of the Southern League with the Miami Marlins, going 1-2 with a 5.20 ERA in 27.2 innings before being released and signed by the Tampa Bay Rays. Adkins was assigned to Port Charlotte in the Florida State League and appeared in two games over 5.1 innings before being moved up to AA Montgomery in the Southern League. In Montgomery he pitched 30.1 innings with a 4.15 ERA, going 1-1 in nine games with five starts. Adkins then closed the season at AAA Durham in the international League, going 0-1 in 9.0 innings with a 9.00 ERA.

Adkins was the 18th round selection by the Milwaukee Brewers out of Middle Tennessee State in 2012, but he did not sign, choosing instead to return for his senior season. Adkins went 5-5 that last year with a 4.31 ERA for the Blue Raiders in 87.2 innings with 65 strike outs. He led the team starters with the lowest ERA and innings pitched and was second in strike outs. Adkins finished his four-year college career 13-22 with a 5.49 ERA in 287 innings. He earned a Bachelor's Degree in Agribusiness/Agricultural Operations from Middle Tennessee State University. Adkins was signed by the Oakland Athletics as a free agent and spent the first of his three pro seasons, from 2013-2014, with the A's organization reaching High A. In 2015 Adkins spent the season with the Lake Erie Crushers of the Frontier League and the York Revolution of the Atlantic League before being signed by the Miami Marlins where he pitched two innings late that season in the Florida State League. In

2016 Adkins was with the Marlins organization, primarily at AA Jacksonville, going 2-5 with a 5.04 ERA. He also saw time at AAA New Orleans and posted a 2-1 record in 14.2 innings in five games, four in relief. Over his career Adkins has made 66 starts in 117 appearances, and over his six pro seasons he has a career record of 12-29 with a 4.58 ERA with 436.2 innings pitched. He is a native of Red Bank, Tennessee.

PITCHING GAME LOG

| DATE | TEAM | OPP | RESULT | W | L | GS | CG | SHO | SV | IP | H | R | ER | BB | SO | BF | OOBP | OSLG | OAVG | ERA |
|----------|------|------|--------|---|---|----|----|-----|----|-----|---|---|----|----|----|----|------|-------|------|-------|
| 07/16/18 | KAN | @CLE | W 10-4 | 1 | 0 | 1 | 0 | 0 | 0 | 7.0 | 4 | 2 | 2 | 3 | 4 | 26 | .269 | .304 | .173 | 2.57 |
| 07/11/18 | KAN | @LIN | W 8-5 | 1 | 0 | 1 | 0 | 0 | 0 | 5.0 | 3 | 4 | 4 | 4 | 6 | 23 | .347 | .388 | .166 | 7.20 |
| 07/06/18 | KAN | @TEX | W 6-2 | 1 | 0 | 1 | 0 | 0 | 0 | 6.0 | 6 | 0 | 0 | 4 | 3 | 25 | .400 | .285 | .285 | 0.00 |
| 07/01/18 | KAN | @CLE | L 2-5 | 0 | 0 | 1 | 0 | 0 | 0 | 4.0 | 4 | 1 | 1 | 2 | 2 | 18 | .333 | .500 | .250 | 2.25 |
| 06/26/18 | @KAN | LIN | W 7-0 | 0 | 0 | 0 | 0 | 0 | 1 | 3.0 | 3 | 0 | 0 | 0 | 3 | 12 | .250 | .250 | .250 | 0.00 |
| 06/23/18 | @KAN | CLE | W 5-4 | 0 | 0 | 0 | 0 | 0 | 0 | 2.0 | 1 | 0 | 0 | 2 | 1 | 9 | .333 | .285 | .142 | 0.00 |
| 06/20/18 | KAN | @WIN | W 6-3 | 0 | 0 | 0 | 0 | 0 | 0 | 1.0 | 1 | 0 | 0 | 0 | 2 | 4 | .250 | .500 | .250 | 0.00 |
| 06/17/18 | KAN | @FAR | L 6-8 | 0 | 0 | 0 | 0 | 0 | 0 | 2.0 | 0 | 0 | 0 | 1 | 2 | 7 | .142 | .000 | .000 | 0.00 |
| 06/12/18 | @KAN | SC- | W 6-0 | 0 | 0 | 0 | 0 | 0 | 0 | 1.0 | 2 | 0 | 0 | 1 | 1 | 6 | .500 | .400 | .400 | 0.00 |
| 06/10/18 | KAN | @WIC | L 6-7 | 0 | 0 | 0 | 0 | 0 | 0 | 1.0 | 2 | 1 | 1 | 0 | 1 | 4 | .500 | 1.000 | .500 | 9.00 |
| 06/05/18 | KAN | @TEX | L 2-3 | 0 | 1 | 1 | 0 | 0 | 0 | 5.0 | 8 | 3 | 2 | 0 | 7 | 23 | .333 | .565 | .347 | 3.60 |
| 05/29/18 | KAN | @SC- | W 7-6 | 0 | 0 | 1 | 0 | 0 | 0 | 6.0 | 7 | 5 | 4 | 5 | 2 | 28 | .448 | .318 | .318 | 6.00 |
| 05/24/18 | @KAN | GAR | W 5-3 | 1 | 0 | 1 | 0 | 0 | 0 | 5.0 | 2 | 3 | 2 | 4 | 3 | 21 | .285 | .294 | .117 | 3.60 |
| 05/19/18 | KAN | @WIC | L 2-5 | 0 | 1 | 1 | 0 | 0 | 0 | 3.1 | 8 | 5 | 5 | 0 | 3 | 21 | .523 | .555 | .444 | 13.50 |

PITCHING TOTALS

| SEASON | TEAM | W-L | G | GS | CG | SHO | SV | IP | H | R | ER | BB | SO | BF | OOBP | OSLG | OAVG | ERA |
|--------------------|---------------------|-----|----|----|----|-----|----|------|----|----|----|----|----|-----|------|------|------|------|
| AA Reg Season 2018 | Kansas City T-Bones | 4-2 | 14 | 8 | 0 | 0 | 1 | 51.1 | 51 | 24 | 21 | 26 | 40 | 227 | .361 | .398 | .263 | 3.68 |
| Totals | | 4-2 | 14 | 8 | 0 | 0 | 1 | 51.1 | 51 | 24 | 21 | 26 | 40 | 227 | .361 | .398 | .260 | 3.68 |

ADKINS CAREER

| Year | Age | AgeDif | Tm | Lg | Lev | Aff | W | L | W-L% | ERA | RA9 | G | GS | GF | CG | SHO | SV | IP | H | R | ER | HR | BB | IBB | SO | HBP | BK | WP | BF | WHIP | H9 | HR9 | BB9 | SO9 | SO/W | |
|------------------------|-----|--------|--------------|-------|-----------|-----|--------|----|------|-------|-------|------|-----|----|----|-----|----|-------|-------|-----|-----|-----|----|-----|-----|-----|----|----|-----|-------|-------|-----|------|------|------|------|
| 2013 | 22 | | 2 Teams | 2 Lgs | A--Rk | OAK | 0 | 4 | .000 | 3.24 | 4.32 | 13 | 7 | 1 | 0 | 0 | 0 | 41.2 | 37 | 20 | 15 | 3 | 12 | 0 | 33 | 3 | 2 | 2 | 108 | 1.176 | 8.0 | 0.6 | 2.6 | 7.1 | 2.75 | |
| 2013 | 22 | 0.7 | Vermont | NYPL | A- | OAK | 0 | 3 | .000 | 2.81 | 3.51 | 5 | 4 | 0 | 0 | 0 | 0 | 25.2 | 23 | 10 | 8 | 3 | 6 | 0 | 16 | 2 | 2 | 0 | 108 | 1.130 | 8.1 | 1.1 | 2.1 | 5.6 | 2.67 | |
| 2013 | 22 | 1.6 | Athletics | ARIZ | Rk | OAK | 0 | 1 | .000 | 3.94 | 5.63 | 8 | 3 | 1 | 0 | 0 | 0 | 16.0 | 14 | 10 | 7 | 0 | 6 | 0 | 17 | 1 | 0 | 2 | 69 | 1.250 | 7.9 | 0.0 | 3.4 | 9.6 | 2.83 | |
| 2014 | 23 | | 2 Teams | 2 Lgs | A+-A | OAK | 3 | 9 | .250 | 5.38 | 6.48 | 25 | 20 | 1 | 1 | 0 | 0 | 115.1 | 122 | 83 | 69 | 17 | 47 | 1 | 74 | 7 | 0 | 7 | 256 | 1.465 | 9.5 | 1.3 | 3.7 | 5.8 | 1.57 | |
| 2014 | 23 | -0.1 | Stockton | CALL | A+ | OAK | 2 | 3 | .400 | 5.74 | 6.05 | 12 | 11 | 0 | 0 | 0 | 0 | 58.0 | 63 | 39 | 37 | 10 | 27 | 0 | 37 | 3 | 0 | 2 | 256 | 1.552 | 9.8 | 1.6 | 4.2 | 5.7 | 1.37 | |
| 2014 | 23 | 1.1 | Beloit | MIDW | A | OAK | 1 | 6 | .143 | 5.02 | 6.91 | 13 | 9 | 1 | 1 | 0 | 0 | 57.1 | 59 | 44 | 32 | 7 | 20 | 1 | 37 | 4 | 0 | 5 | 258 | 1.378 | 9.3 | 1.1 | 3.1 | 5.8 | 1.85 | |
| 2015 | 24 | | 2 Teams | 2 Lgs | Ind | | 3 | 6 | .333 | 3.82 | 5.12 | 18 | 17 | 1 | 0 | 0 | 0 | 103.2 | 90 | 59 | 44 | 9 | 40 | 0 | 100 | 7 | 1 | 7 | 44 | 1.254 | 7.8 | 0.8 | 3.5 | 8.7 | 2.50 | |
| 2015 | 24 | 1.0 | Jupiter | FLOR | A+ | MIA | 0 | 0 | | 0.00 | 0.00 | 1 | 0 | 0 | 0 | 0 | 0 | 2.0 | 1 | 0 | 0 | 0 | 0 | 0 | 3 | 0 | 0 | 0 | 7 | 0.500 | 4.5 | 0.0 | 0.0 | 13.5 | | |
| 2015 | 24 | -0.2 | Lake Erie | FRON | Ind | | 3 | 5 | .375 | 2.70 | 4.10 | 15 | 15 | 0 | 0 | 0 | 0 | 96.2 | 74 | 44 | 29 | 7 | 32 | 0 | 94 | 7 | 0 | 6 | 395 | 1.097 | 6.9 | 0.7 | 3.0 | 8.8 | 2.94 | |
| 2015 | 24 | -5.0 | York | ATLL | Ind | | 0 | 1 | .000 | 19.29 | 19.29 | 3 | 2 | 1 | 0 | 0 | 0 | 7.0 | 16 | 15 | 15 | 2 | 8 | 0 | 6 | 0 | 1 | 1 | 44 | 3.429 | 20.6 | 2.6 | 10.3 | 7.7 | 0.75 | |
| 2016 | 25 | | 3 Teams | 3 Lgs | AA-A+-AAA | MIA | 4 | 6 | .400 | 4.96 | 5.22 | 32 | 14 | 4 | 0 | 0 | 1 | 101.2 | 98 | 59 | 56 | 14 | 41 | 0 | 86 | 4 | 0 | 7 | 294 | 1.367 | 8.7 | 1.2 | 3.6 | 7.6 | 2.10 | |
| 2016 | 25 | -1.7 | New Orleans | PCL | AAA | MIA | 2 | 1 | .667 | 6.75 | 6.75 | 5 | 1 | 0 | 0 | 0 | 0 | 14.2 | 13 | 11 | 11 | 2 | 15 | 0 | 10 | 1 | 0 | 2 | 68 | 1.909 | 8.0 | 1.2 | 9.2 | 6.1 | 0.67 | |
| 2016 | 25 | 0.8 | Jacksonville | SOUL | AA | MIA | 2 | 5 | .286 | 5.04 | 5.43 | 22 | 11 | 4 | 0 | 0 | 1 | 69.2 | 70 | 42 | 39 | 12 | 22 | 0 | 60 | 2 | 0 | 3 | 294 | 1.321 | 9.0 | 1.6 | 2.8 | 7.8 | 2.73 | |
| 2016 | 25 | 1.9 | Jupiter | FLOR | A+ | MIA | 0 | 0 | | 3.12 | 3.12 | 5 | 2 | 0 | 0 | 0 | 0 | 17.1 | 15 | 6 | 6 | 0 | 4 | 0 | 16 | 1 | 0 | 2 | 69 | 1.096 | 7.8 | 0.0 | 2.1 | 8.3 | 4.00 | |
| 2017 | 26 | | 3 Teams | 3 Lgs | AA-AAA-A+ | TBR | 2 | 4 | .333 | 4.73 | 5.23 | 28 | 8 | 3 | 0 | 0 | 2 | 72.1 | 75 | 42 | 38 | 9 | 35 | 2 | 44 | 7 | 1 | 5 | 43 | 1.521 | 9.3 | 1.1 | 4.4 | 5.5 | 1.26 | |
| 2017 | 26 | -0.4 | Durham | IL | AAA | TBR | 0 | 1 | .000 | 9.00 | 9.00 | 2 | 2 | 0 | 0 | 0 | 0 | 9.0 | 9 | 9 | 9 | 4 | 6 | 0 | 5 | 1 | 0 | 2 | 43 | 1.667 | 9.0 | 4.0 | 6.0 | 5.0 | 0.83 | |
| 2017 | 26 | 1.8 | Jacksonville | SOUL | AA | MIA | 1 | 2 | .333 | 3.90 | 5.20 | 15 | 1 | 2 | 0 | 0 | 2 | 27.2 | 26 | 16 | 12 | 2 | 17 | 2 | 18 | 5 | 1 | 3 | 126 | 1.554 | 8.5 | 0.7 | 5.5 | 5.9 | 1.06 | |
| 2017 | 26 | 1.8 | Montgomery | SOUL | AA | TBR | 1 | 1 | .500 | 4.15 | 4.15 | 9 | 5 | 0 | 0 | 0 | 0 | 30.1 | 32 | 14 | 14 | 3 | 11 | 0 | 19 | 0 | 0 | 0 | 128 | 1.418 | 9.5 | 0.9 | 3.3 | 5.6 | 1.73 | |
| 2017 | 26 | 2.9 | Charlotte | FLOR | A+ | TBR | 0 | 0 | | 5.06 | 5.06 | 2 | 0 | 1 | 0 | 0 | 0 | 5.1 | 8 | 3 | 3 | 0 | 1 | 0 | 2 | 1 | 0 | 0 | 24 | 1.688 | 13.5 | 0.0 | 1.7 | 3.4 | 2.00 | |
| 2018 | 27 | 0.3 | Kansas City | AA | Ind | | 4 | 2 | .667 | 3.68 | 4.21 | 14 | 8 | 1 | 0 | 0 | 1 | 51.1 | 51 | 24 | 21 | 5 | 26 | 0 | 40 | 5 | 0 | 4 | 227 | 1.500 | 8.9 | 0.9 | 4.6 | 7.0 | 1.54 | |
| Minors (5 seasons) | | | | | | | | 9 | 23 | .281 | 4.81 | 5.51 | 99 | 49 | 9 | 1 | 0 | 3 | 333.0 | 333 | 204 | 178 | 43 | 135 | 3 | 240 | 21 | 3 | 21 | 1450 | 1.405 | 9.0 | 1.2 | 3.6 | 6.5 | 1.78 |
| Other (2 seasons) | | | | | | | | 7 | 8 | .467 | 3.77 | 4.82 | 32 | 25 | 2 | 0 | 0 | 1 | 155.0 | 141 | 83 | 65 | 14 | 66 | 0 | 140 | 12 | 1 | 11 | 666 | 1.335 | 8.2 | 0.8 | 3.8 | 8.1 | 2.12 |
| All Levels (6 Seasons) | | | | | | | | 16 | 31 | .340 | 4.48 | 5.29 | 131 | 74 | 11 | 1 | 0 | 4 | 488.0 | 474 | 287 | 243 | 57 | 201 | 3 | 380 | 33 | 4 | 32 | 2116 | 1.383 | 8.7 | 1.1 | 3.7 | 7.0 | 1.89 |
| AAA (2 seasons) | | | | | | | Minors | 2 | 2 | .500 | 7.61 | 7.61 | 7 | 3 | 0 | 0 | 0 | 0 | 23.2 | 22 | 20 | 20 | 6 | 21 | 0 | 15 | 2 | 0 | 4 | 111 | 1.817 | 8.4 | 2.3 | 8.0 | 5.7 | 0.71 |
| AA (2 seasons) | | | | | | | Minors | 4 | 8 | .333 | 4.58 | 5.08 | 46 | 17 | 6 | 0 | 0 | 3 | 127.2 | 128 | 72 | 65 | 17 | 50 | 2 | 97 | 7 | 1 | 6 | 548 | 1.394 | 9.0 | 1.2 | 3.5 | 6.8 | 1.94 |
| A+ (4 seasons) | | | | | | | Minors | 2 | 3 | .400 | 5.01 | 5.23 | 20 | 13 | 1 | 0 | 0 | 0 | 82.2 | 87 | 48 | 46 | 10 | 32 | 0 | 58 | 5 | 0 | 4 | 356 | 1.440 | 9.5 | 1.1 | 3.5 | 6.3 | 1.81 |

PITCHING / CATCHER EXTRAS

| T-BONES STAFF | W-L | ERA | ER | IP |
|---------------|-------|------|-----|-------|
| Starters | 25-13 | 4.43 | 157 | 319.0 |
| Relievers | 13-8 | 3.12 | 61 | 176.2 |

Catchers Box

| Player | CS | SB | ATT | PCT | PB |
|--------|----|----|-----|------|----|
| Nieto | 14 | 28 | 42 | .33% | 4 |

| | | | | | |
|--------------|-----------|-----------|-----------|-------------|----------|
| Pennell | 7 | 16 | 22 | .29% | 0 |
| Others | | | | | |
| Total | 21 | 44 | 64 | .33% | 4 |

MEET THE T-BONES HITTERS

#9 Todd Cunningham



Todd Cunningham brings some major league experience to Kansas City with 67 big league games under his belt since 2013. The Alabama native most recently spent time with the Indianapolis Indians and the Charlotte Knights playing nine games a piece in 2018 before working his way to Kansas City. In those 18 games Cunningham had 3 RBI's and hit .163. Cunningham started his career with the Atlanta Braves organization playing for the Rome Braves. In his rookie year he played in 65 games with 20 RBIs and hit .260.

In 2011 Cunningham hit four homeruns while batting a .257 with 20 RBIs in 87 games for the Lynchburg Hillcats of the Carolina League. In 2012 he hit .309 in 120 games with 51 RBIs and three home runs in AA Southern League. Cunningham saw his first major league action in 2013 playing in eight games for the Atlanta Braves while batting .250. Cunningham would play 39 games for the Atlanta Braves again in 2015 before playing 20 games with the Los Angeles Angels of Anaheim in 2016. In 2017 he split time with AAA Memphis Redbirds and AAA Oklahoma City


Dodgers. Cunningham had 31 RBIs, hit a .284 and had four home runs.

#7 Keith Curcio



Keith Curcio is an outfielder and 2nd baseman drafted in the 6th round out of Florida Southern College by the Atlanta Braves in the 2014 MLB June amateur draft. In 2017 Curcio played in 120 games at AA Mississippi for Atlanta, hitting .219 with 4 homeruns and 21 RBI. Curcio began his career with Rome in the South Atlantic League with the Braves organization in 2014. In 2015 Curcio began the year with Rome playing in 32 games and hitting a career high .342. Curcio finished out the year playing 101 games for the Carolina Braves hitting .241 with 4 homeruns and 38 RBI. In 2016 Curcio played 124 games for Carolina, this time hitting .271 with 3 homeruns and 54 RBI. Curcio hails from Sarasota Florida. At Florida Southern College, Curcio averaged .315 with 19 RBI in 39 games.

#4 Mason Davis



Mason Davis comes to Kansas City from Jacksonville in the Southern League, where the native of Georgia native hit .193 in 37 games for the Jumbo Shrimp. He appeared in 20 games at shortstop, nine at second base and in another five at third base. Davis also added another game at left field. Davis had a short three game stint with the Jupiter Hammerheads where he averaged .167 in 2018 before playing for Jacksonville.

Davis was originally drafted by the Miami Marlins in the 19th round in the 2014 June draft out of The Citadel. He spent four seasons in their system reaching the AA level.

In 2017, Davis saw time in two different leagues for Miami. He played in 31 games in the South Atlantic League at Greensboro and hit .248 with two homeruns and 15 RBIs. At A+ Jupiter in the Florida State League, Davis played in 46 games, hitting .255 with seven stolen bases and seven RBIs.

Davis again split time in 2016. Battling injuries, he played in 11 games for Greensboro, hitting .246 and seeing action in another 4 games at Marlins, hitting .375. In 2015 Davis played all 86 games for Greensboro, hitting .255

with career high six homeruns and 29 RBIs along with 19 stolen bases. In his first season with the Marlins organization, Davis split time between Batavia in the New York-Pennsylvania League, hitting .319 in 56 games and seven games at Southern Atlantic League Greensboro. He hit .259 with 3 RBIs during his stay in North Carolina. Davis was born in Conyers, Georgia and attended Reden High School before playing four seasons at The Citadel. In his senior season he batted .310 while stealing 27 bases. He left The Citadel as one of the best 2nd basemen in school history.

#3 Taylor Featherston



Taylor Featherston comes to Kansas City after playing in 55 games this season for AAA Rochester in the Minnesota Twins organization in the International League. Featherston hit four home runs and knocked in 21 RBIs with the Redwings, hitting .167 before his release on June 18. He signed a minor league contract with the Twins in December of 2017. Featherston graduated from James E. Taylor High School in Katy, Texas. He attended Texas Christian University (TCU), where he played college baseball for the Horned Frogs baseball team. The Colorado Rockies selected Featherston in the fifth round of the 2011 MLB Draft, where he spent four years in their organization, reaching AA. In 2014, he played for the Tulsa Drillers of the Class AA Texas League where he hit .260 with 16 home runs, and 57 RBIs for the Drillers. The Chicago Cubs selected Featherston from the Rockies in the 2014 Rule 5 Draft and then traded him to the Angels for cash considerations. Featherston competed for a role with the Angels as a utility infielder in spring training and made the club out of spring training, earning a spot on the opening day roster for the “halos”. He made his major league debut on April 12 and would go on to hit .162 during the 2015 season, receiving 154 at bats in 101 games played. During the 2015-16 offseason, the

Angels designated Featherston for assignment. The Philadelphia Phillies acquired Featherston from the Angels for a player to be named later or cash considerations. He began the 2016 season with the Lehigh Valley IronPigs of the Class AAA International League. The Phillies promoted Featherston to the major leagues on July 25 where he would play in 19 games going 3-for-26 with an RBI with the big club. Philadelphia designated Featherston for assignment on September 10. Featherston began the 2017 season with AAA Lehigh Valley in the International League, but on June 9 the Phillies traded Featherston to the Tampa Bay Rays for cash considerations. He would split time with the Rays and at AAA Durham. With Tampa Featherston hit .179 in 17 games with two homers and six RBIs, and while at Durham, he would hit .200 in 31 games with four home runs and 15 RBIs. Overall in his MLB career, Featherston played 137 games with four home runs and a .160 batting average.

#13 Dexter Kjerstad



Dexter Kjerstad returns in 2018 after playing the last part of the 2017 season. In 17 games he hit .379 but also was placed on the disabled list for part of his time with the club. He was 25-for-66 with six RBI. Kjerstad was signed originally by the Kansas City T-Bones on Thursday, August 10, 2017. Kjerstad was drafted by the Cincinnati Reds in the 50th round of the 2010 MLB draft out of the University of Louisiana - Lafayette. The Amarillo, Texas native previously spent time with four different organizations. His first stint was in 2014 with the Lexington Legends, a Class A affiliate of the Kansas City Royals, in the South Atlantic League. While with the Legends, Kjerstad appeared in 80 games with 276 at bats. The outfielder maintained a .275 batting average and brought in 33 RBIs off of 76 hits. Following the 2014 season, Kjerstad remained in the Royals organization, but moved to Delaware to play with the Wilmington Blue Rocks in the Carolina League for the 2015 season. Kjerstad hit .247 and had 39 hits with 15 RBIs in his 51 appearances with the Blue Rocks. In 2016, Kjerstad was traded to the Miami Marlins organization and played with the Jupiter Hammerheads in the Florida State League. Kjerstad brought in 55 RBIs off of 105 hits with 15 home runs during the 2016 season. Following a successful stint in Jupiter, Kjerstad would spend time with three different teams in 2017. He remained with the Hammerheads for the beginning of the 2017 season where he

batted .213 and brought in 20 RBIs on 49 hits. Kjerstad was then moved to AAA Miami affiliate, New Orleans, where he made just six at bats in three appearances with the Baby Cakes before his move to the American Association.


#8 Tucker Pennell

The T-Bones welcome back Texan **Tucker Pennell** behind the plate this season, Pennell was inked just prior to game time on August 25th on the road in Gary, Indiana last season and would have a key double to spark the offensive attack in his first at bat in an 8-0 win over the



RailCats. He finished the seasons on a hot streak including a game tying home run against St. Paul on September 4th in Kansas City. He would finish 5-for-13 in the last four game series with the Saints with three RBI and a double. Over all in 10 games Pennell went 11-for-28 with three RBI and a .393 average. Pennell spent 18 games over two seasons with the San Diego Padres organization after signing as anon-drafted free agent in 2016. A native of Georgetown, Texas he was a teammate of Jackson Lowery at the University of Arkansas.

#12 Adrian Nieto



Adrian Nieto, born in Havana, Cuba and raised in Florida, comes to the T-Bones following a 2017 season where he played 68 games between AA Pensacola and AAA Louisville in the Cincinnati Reds organization. In 41 games at AA, he hit three home runs and drove in 15 runs, hitting at a .250 clip. At AAA Louisville, Nieto played in 27 games and batted .204 with six RBIs. Nieto was selected in the fifth round of the 2008 Major League Draft out of American Heritage High School in Plantation, Florida by the Washington Nationals. He would see limited action following the draft, playing in eight games going 5-for-23 with the Gulf Coast Rookie League Nationals. In 2009 in 42 games in the GCL, Nieto hit .228 with 17 RBIs and then would make the jump to low A full season Hagerstown in the South Atlantic League in 2010. With the Suns he hit .195 with two homers and 14 RBIs. In 2011 Nieto made three stops in the Washington system, starting the season at short season Auburn in the New York-Penn League where played in 30 games, hitting .302 with four home runs and 22 RBIs. He would see action in two games that July in the high A Carolina League with Potomac, going 1-for-5 and then finishing the season at Hagerstown where he hit .255 in 27 games with three home runs and 12 RBIs. Nieto returned to the South Atlantic League in 2012 and hit .257 in 70 games with Hagerstown, including six long balls and 39 RBIs. In a short rehab stint, he played in eight GCL games during July of the 2012 season. His final season with the Nationals organization, Nieto played in a career high 110 games at high A Carolina with Potomac, hitting .285 with a career high 11 home runs and another career high 53 RBIs. He would throw out 33% of runners behind the plate defensively during the season. Nieto added another 13 games in the Arizona Fall League to his resume in 2013, hitting .271 (13-for-48) with six RBIs. The Chicago White Sox selected Nieto in the 2013 Rule 5 draft as the third pick overall, and he would spend the entire 2014 season with the “big club,” serving as the backup to Tyler Flowers. For the season, Nieto hit .236 with two home runs and seven RBIs and was the primary catcher for former T-Bones “ace” Scott Carroll. Nieto was also part of history in 2014 when the White Sox used four Cuban players in the same lineup on multiple occasions. Nieto joined Jose Abreu, Alexei Ramirez and Dayan Viciedo in the lineup— something that no other team had done in 45 years. He would return to the minors in 2015, playing in 81 games at AA Birmingham, hitting .207 for the Barons in the Southern League. Nieto would be released by Chicago after the 2015 season and ink with the Miami Marlins organization. He spent 37 games at AAA New Orleans and hit .195 with a homer and 19 RBIs in 2016. Nieto has also played parts of two seasons of winter ball, hitting in 2014-2015 and 2017-2018 with Gigantes in the Dominican Republic. The Cincinnati Reds signed Nieto to a minor league deal on January 2nd, 2017 and released him following the 2017 season. In 2013 Nieto played for the Spanish National Team in the World Baseball Classic and was a teammate of former Cleburne and Joplin Manager Gabe Suarez. Throughout his career behind the plate, Nieto has thrown out 31% of runners attempting to steal (139 CS out of 445 SBA), and he is a career .244 hitter at the plate with 40 home runs and 248 RBIs in 625 games. Nieto closed out his high school career by leading his team the state championship, batting .372 with 16 doubles, five home runs and 38 RBIs..

#11 Noah Perio Jr.



Noah Perio Jr comes to Kansas City after a strong first half of the season with St. Paul. While with the Saints, Perio Jr batted .311, with 17 RBIs and 57 hits. Perio Jr. spent his time in the infield playing 19 games at second base, 15 games at shortstop, eight games at first base, and two games at third base for the Saints where he had 115 putouts, 93 assists, and 35 double plays turned. The California native was drafted in the 39th round in the 2009 June amateur draft by the Florida Marlins. He spent the 2009 season playing for the Marlins in the Gulf Coast league where he hit .429 in four games with five RBIs and a stolen base. He moved on to the Jamestown Jammers in 2010, where he hit .258 in 59 games with 31 RBI's and seven stolen bases. Perio Jr. spent 2011 with Greensboro of the South Atlantic League. While with the Grasshoppers he hit .295 in 119 games with 6 home-runs and 52 RBI. The De La Salle graduate moved on in 2012 to Jupiter in the Florida State League. He hit .248 in 119 games for the Hammerheads, with 22 doubles and 40 RBI's. Perio Jr. split time in 2013 with the Jupiter Hammerheads and the Jacksonville Suns.

While with the Hammerheads, Perio hit .241 in 43 games with 16 RBI and 6 stolen bases. He continued to have success in AA Jacksonville where the left handed batter hit .232 in 57 games with 14 RBI and one homerun. Perio spent 2014 back with Jupiter in the Florida State league where he batted .241 in 96 games with 29 RBI and six stolen bases. Perio Jr. First experienced independent ball in 2015 when he joined the Sioux City roster. Perio hit .316 in 100 games with seven home-runs, 74 RBI and 18 stolen bases. Perio started 2016 with the Explorers playing in 35 games with a .338 average, 36 RBI's and three home-runs. He then moved on to Great Lakes in the Midland League. With the Loons, he batted .288 in 20 games before moving on to Tulsa in the Texas League. While with the Drillers, Perio hit .263 in seven games before finishing out the year with A+ Rancho Cucamongo in the California League. He batted .355 in 30 games for the Quakes adding 24 RBI's and six home-runs. Perio Jr. spent 2017 with AA San Antonio in the Texas League. He hit .281 in 112 games for the Missions while raking up 36 RBI's and four Homeruns.

#17 Dylan Tice




Dylan Tice comes to Kansas City following an All-Star season where he hit .327 for the Rockland Boulders of the CAN-AM League. Tice was tied for the team lead in batting average and would finish fifth overall in the circuit at the plate. He would add four home runs and 49 RBIs while scoring 72 runs. His 122 hits were good for fifth in the league, and he would lead the Boulders and the CAN-AM with 32 stolen bases. The Boulders traded Tice to Sugarland on February 26th.

Tice was drafted by the St. Louis Cardinals in the 36th round of the 2015 MLB Draft out of West Chester University of Pennsylvania. He would spend parts of two seasons with the Cardinals organization, reaching high A Palm Beach in the Florida State League in 2016. In 40 games he hit .288 with a homer and 18 RBIs in 2016. Tice spent eight games at low A Peoria in the Midwest League, hitting a home run and driving in six runs in 35 at bats, and he spent another 20 games at short season A State College in the New York-Penn League with two long balls, 10 RBIs and a .281 batting average. Tice spent 41 games following the 2015 draft with the Cardinals Gulf Coast League club. He

hit .280 with one home run and 22 RBIs in his rookie season.

#14 Nick Torres



Nick Torres was the 4th round pick by the San Diego Padres in 2014 out of California Polytechnic State University. Torres spent 2017 with AA San Antonio in the Texas League where the right-handed batter hit .277 with 11 home runs and 61 RBIs. He would finish second on the club in RBIs and games played at 119. Torres would go to spring training with San Diego in 2018 but was released on March 28th. He did appear in one Big League Spring Training contest going 1-for-1 with an RBI. In 2016 Torres reached AAA El Paso in the Pacific Coast League playing in 36 games hitting six home runs with 18 RBIs and a .308 average but spent the bulk of his time at AA San Antonio hitting .282 with six long balls and 40 RBIs. Torres 28 doubles tied him for the Missions team lead. In 2015 the Lakewood, California native split time between High A Lake Elsinore and Low A Fort Wayne. In 77 games at Fort Wayne he hit .326 with two home runs and 40 RBIs while hitting .275 at Lake Elsinore with three homers and 30 RBIs. His 70 RBIs combined in 2015 are a four-year career high. Torres began his career with one game with the rookie level Arizona Padres in 2014 before hitting .254 in 43 games at Eugene in the Northwest League. Torres led the Big West Conference with 52 RBI in his final year at Cal Poly.

2 Colin Walsh



Colin Walsh comes to Kansas City from Sugarland in the Atlantic League, where the California native hit .281 in 43 games with one home run and 15 RBIs for the Skeeters.

Walsh was originally drafted by the St. Louis Cardinals in the 13th round in the 2010 June draft. He spent four seasons in their system reaching the AA level. In 2017, Walsh saw time with three different teams. He played in 68 games in the Southern League at Jackson hitting .273 with 11 home runs and 31 RBIs. At AAA Fresno in the Pacific Coast League, Walsh played in 22 games hitting .266 with three RBIs. He finished the year with Corpus Christi in the Texas League. With the Hooks, he played in 12 games, hitting .146 with one homerun and 4 RBI. Walsh reached the major leagues in 2016 where he played 38 games for the Milwaukee Brewers, hitting .085 with two RBI. He spent the remainder of the year with AAA Nashville of the Pacific Coast League. While with the Sounds, he hit .259 in 59 games, with four home runs and 26 RBIs. Walsh spent 2015 with Midland in the Texas League. He played in 134

games for the RockHounds with a .302 batting average, 13 home runs and 49 RBIs. In 2014, he played for three different ball clubs. He spent the most time with AAA Sacramento in the Pacific Coast League, hitting .272 in 47 games for the River Cats, with two home runs and 18 RBIs. The T-Bones are 33-18 on the season, having won seven of their last ten games. They take on the St. Paul Saints tonight at 7:05 for the second game in a four game series.

MEET THE T-BONES PITCHERS

#15 Adam Bleday



Left-handed pitcher Adam Bleday fThe 23-year-old Bleday was born in Titusville, Pennsylvania. He was drafted by the Houston Astros in the 27th round of the 2017 draft. Bleday began his professional career in 2017 with the Astros rookie league team Greenville of the Appalachian League. While with the Astros he went 1-1 in nine games, with a 3.03 ERA and 35 strikeouts in 292/3 innings. He finished out the year with A- Tri-City in the New-York Penn League. While with the ValleyCats he went 1-1 in four games, with a 4.11 ERA and 15 strikeouts in 15 1/3innings.

Bleday made the next step up starting out 2018 with A Quad Cities in the Midwest League. While with the River Bandits, he went 2-2 in 11 games, with a 1.96 ERA and 37 strikeouts in 23 innings. Bleday continued to work his way up, next pitching seven games for A+ Buies Creek in the Carolina League. While with the Astros, he pitched in seven games with a 7.27 ERA and nine strikeouts in 8 2/3innings.

#50 Marcus Crescentini



Marcus Crescentini comes to Kansas City from A(Adv) Jupiter in the Florida State League. While with the Hammerheads, he appeared in two games working two innings of relief with a 4.50 ERA. The Florida native started 2018 with AA Jacksonville in the Southern League. With the Jumbo Shrimp, he appeared in 23 games, working 25.1 innings with a 3.91 ERA and 24 strikeouts. Crescentini began his professional career with the Los Angeles Dodgers organization in 2015. After being drafted in the 26th round, he would pitch 24 games in the Pioneer Rookie League, posting a 7.43 ERA in 26.2 innings with 42 strike outs. In 2016 he split time with 3 different organizations.

Crescentini started the year playing for Great Lake in the Midwest League. With the Loons, he played in 16 games with an 0-2 record and a 7.71 ERA. After the Loons released him the Miami Marlins organization picked him up.

Next he had a short four game stay with Batavia in the New York-Penn League. While with the Muckdogs, he pitched 4 innings with a 2.25 ERA. He finished out 2016 playing for A(full) Greensboro of the South Atlantic League. While with the Grasshoppers he pitched in 20 games, tossing 30.1 innings with a 2-3 record and a 1.48 ERA.

He started 2017 with the Grasshoppers going 2-0 with a 1.03 ERA in 20 games. After his tenure in the South Atlantic League he moved on to A(Adv) Jupiter in the Florida State League. He pitched 16.1 innings in 13 games with a 2.20 ERA and 21 strikeouts for the Hammerheads.

#15 Joe Filomeno


#15 Joe Filomeno heads to Kansas City after being released by the Frisco RoughRiders. Filomeno went 0-1 with a 9.82 ERA in 7 innings with the AA Texas league team. He spent 2017 with the same ball club posting an 0-3 record with an 8.10 ERA in 29 games. In 2016, he played 30 games for the RoughRiders with a 2.20 ERA in 41 innings. Filomeno started 2016 with the A-Advanced High Desert Mavericks. While there he boasted a 0.57 ERA and a 1-0 record in 11 games. He played all of the 2015 season with the Hickory Crawdads of the South Atlantic League. He finished his time in Hickory with a 3-

2 record while producing a 2.72 ERA in 56 ⅓innings played. Filomeno was drafted by the Texas Rangers in the 2014 MLB draft. He played his rookie ball with the AZL Rangers going 2-0 in nine innings.



#36 Francisco Gracesqui

Francisco Gracesqui (Gru-zek-e) last pitched in 2015 with the New Jersey Jackals of the CAN-AM League for current T-Bones Manager Joe Calfapietra. With the Jackals, the New York City native appeared in 24 games, working 38.1 innings of relief with a 2.58 ERA with 46 strike outs. The lefty was part of a league-leading pitching staff that earned the lowest team ERA in the CAN-AM League and a part of a playoff club as well that season. Gracesqui began his professional career with the Toronto Blue Jays organization in 2012. After signing as a free agent, he would pitch in 22 games in the Gulf Coast Rookie League, posting a .288 ERA in 34.1 innings with 46 strike outs. In 2013 Gracesqui took the next step up the ladder to the rookie Appalachian League, tossing 22.1 innings with a 4-0 record and a 2.82 ERA. He would split time in 2014 with short season A Vancouver in the Northwest League and low A Lansing in the Midwest League. At Lansing he crafted a 2.11 ERA in 21.1 relief innings with 28 punch outs and a 1-2 record, and while at Vancouver, he did not allow an earned run in 14.1 innings, and he picked up a pair of wins to go 2-0. He would appear in two games for Lansing in 2015 and would not allow an earned run in two innings before he was released by Toronto.



#3 Kevin Hill

Kevin Hill comes to the T-Bones from AA Corpus Christi in the Texas League. With the Hooks, he appeared in 10 games working 18.1 innings with a 2-1 record and a 1.96 ERA. Hill began his professional career with the Houston Astros organization in 2016. After being drafted in the 25th round, he would pitch 13 games for the Tri-City ValleyCats, posting a 4.37 ERA in 35 innings with 22 strikeouts. In 2017, he split time between three different organizations. Hill started the year playing for Quad City in the Midwest League. With the River Bandits, he played 14 games with a 2-1 record and a 3.60 ERA. Hill moved on to A(adv) Buies Creek in the Carolina League where he played in 10 games pitching 34.1 innings of relief with 36 strikeouts. After his time with Buies Creek, he finished the year with AA Corpus Christi in the Southern League. The Oklahoma native played in two games for the Hooks with a 1-0 record and 0.00 ERA. Lee comes to Kansas City after spending the 2017 season with the Nationals in the Gulf Coast League. He played in three games and pitched 2.2 innings of relief. Lee began his professional career with the Washington Nationals organization in 2011. After being drafted in the 18th round, he would pitch ten games in the Gulf Coast League, posting a 4.05 ERA in 13 innings with 15 strikeouts. In 2012, the San Antonio native spent the season with A(Short) Auburn of the New York-Penn League. He pitched 13 games for the Doubledays with a 3-1 record and a 3.77 ERA. ERA and a 2-0 record. Lee spent 2016 in Harrisburg. This time, he pitched 45 games with a 3-1 record and a 4.32 ERA in 50 innings.



#36 Nick Lee

Nick Lee spent 2013 with A(Full) Hagerstown in the South Atlantic League. While with the Suns, he pitched 19 games, posting a 3.96 ERA in 91 innings with a 6-4 record. Lee split time between three different teams in 2014. He started the year with the Nationals of the Gulf Coast League. While there he pitched 8 innings with a 6.75 ERA. He then moved on to A(adv) Potomac of the Carolina League, pitching five games with a 10.05 ERA and an 0-2 record. He finished the season with A(Full) Hagerstown pitching 8.1 innings with a 7.56 ERA and a 1-0 record. Lee split time again in 2015 starting the season with Potomac in the Carolina League. He pitched 20 games, posting a 2.57 ERA in 28 innings with 28 strikeouts. Lee ended the season with AA Harrisburg in the Eastern League. He pitched 20 games posting a 3.75



#24 Jackson Lowery



Kansas City has added **RHP Jackson Lowery** to the roster on August 4th, while the team was on their longest road trip of the season. Lowery retired all four of his batters in his debut at Lincoln that night and would go on to have a 2-1 record with a 3.12 ERA in 17.1 relief innings. He did make one spot start for the club, while adding 25 strike outs.

Lowery is from Little Rock, Arkansas and pitched in college at the University of Arkansas in the SEC. Lowery signed a free agent contract with the Toronto Blue Jays after his senior season with the Razorbacks. In 2015, he made three stops in the Blue Jays system and spent last winter with the Canberra Cavalry of the Australian Baseball League. For his career the former Razorback is 6-4 with a 4.54 ERA in 85.1 innings.

#47 Pasquale Mazzocoli



Pasquale Mazzocoli was the Pirates 35th round pick in 2016 out of Texas State University in San Marcos, Texas. He would join Bristol in the Appalachian League after the draft in 2016 pitching 26.2 innings with 21 strike outs. Last year Mazzocoli began the season with five scoreless innings in the New York-Penn League at West Virginia before going 3-1 with West Virginia in the South Atlantic League in 25.2 relief innings. Combined on the season the Katy, Texas native would strike out 35 batters in 34.2 innings pitched.

#28 Sam Street



Sam Street, a native of Melbourne, Victoria, was drafted in the 16th round of the 2014 MLB draft by the Pittsburgh Pirates out of the University of Texas-Pan American. Street spent parts of four season in the Pirates system, including opening the 2018 at AA Altoona in the Eastern League. He tossed three innings, allowing no runs in his three games at AA this season. In 2017 he went 4-2 at High A Bradenton in the Florida State League with a 2.74 ERA in 69 innings in 32 games. This past winter, Street joined Team Australia for their two-game tour and series against the Japanese National Team in Japan. He pitched one scoreless inning of relief at the Nagoya Dome, allowing one hit against the "Samurai" with a strikeout in a 2-0 loss. Street was joined on the team by former T-Bones and Rockhurst University lefty Josh Tols. In 2016, the side arm righty made 27 appearances out of the Bradenton bullpen going 3-2 with a 2.26 ERA in 55.2 innings. Street spent 2015 at Low A West Virginia with a 3-1 record in 34 games, all in relief, in 85.2 innings. He opened his pro career in 2014 with the Jamestown Jammers in the New York-Penn League where he was 1-1 with an 0.98 ERA in 27.2 innings out of the bullpen. Street spent two years at New Mexico Junior College before going to Texas-Pan Am. At the Texas school, he was named the WAC Pitcher of the Year and was one of the final 18 candidates for the National Pitcher of the Year award. Street led the NCAA in complete games and ranked second in wins. He also led the WAC in every major pitching category, becoming the first triple crown winner since 2011. In his final year for the Broncos, he tossed 129 innings with a sparkling 1.81 ERA.

#35 Cody Winiarski



Cody Winiarski returns to the T-Bones where he was named the Reliever of the Year in the American Association in 2017. Winiarski earned Post Season All-Star honors by saving 21 games in 23 opportunities with a 5-1 record, striking out 66 in 52.1 innings with a 1.89 ERA for Kansas City. His 21 saves were the second most in the single season in T-Bones club history, just missing Kris Regas mark of 22 set in 2014.

Winiarski would walk just eight batters in 2017 with an 8:1 strike out to walk ratio. His 47 appearances were the second most games for a pitcher in T-Bones franchise history. Winiarski was also part of a record-setting staff for Kansas City. The T-Bones set the American Association single-season strike out mark as a staff at 897. On August 9th in Fargo, in the bottom of the ninth, Winiarski struck out the side to break the franchise mark single-season team strike out mark.

Winiarski, a former Chicago White Sox prospect, originally joined the T-Bones on January 13, 2017. The right-hander was selected in the 36th round by the Chicago White Sox in the 2011 draft out of the University of Virginia. A native of Wisconsin, he was drafted out of Union Grove High School by the Philadelphia Phillies in the 36th round but did not sign in 2007. As a Junior at the University of Virginia, he would post a 4.68 ERA, working 75 innings, with a 5-0 record in 17 games with 14 starts. Winiarski then went 6-4 in 77

innings as a senior with a 2.92 ERA in 13 starts, appearing 19 games total. Over his four-year college career, he struck out 200 in 267 innings. With the White Sox system, Winiarski reached AA Birmingham in 2015, and over parts of five seasons he would post a 4-7 record with a 4.00 ERA in 157.2 innings with 197 strike outs. His 2015 season was cut short in June because of an arm injury, and he did not return to the White Sox until late 2016. After Tommy John surgery in July of 2015, he returned for one game in 2016 with the rookie level White Sox of the AZL.

Meet the “Man on the top step”



On November 30, 2016, **Joe Calfapietra** was named the T-Bones sixth manager in the club’s history. Calfapietra (pronounced Cal-fa-pee-eh-tra), 47, brings an overall record of 905-783 into his second season in Kansas City and his 18th season as a manager, all at the independent level. Calfapietra guided Kansas City to the second best overall franchise record in the club’s history (57-43) with the team finishing in a three-way tie for a post season spot for the league the wild card. The T-Bones did not advance due to a tie breaker but Calfapietra turned over the 2017 roster with only one hold over from the 2016 helping the club reached a franchise high of 84 days above .500 out of a 109 day season. Despite a 1-5 start to begin the season, his 2017 club reached .500 at 7-7 at Sioux Falls on June 2nd and stayed at or above for 93 days and 83 in a row. With the win on August 26th at Gary, Calfapietra won his 900th career game. He hit the 50-win mark August 23rd at home against Cleburne for the seventh straight season. Calfapietra spent 14 seasons as the manager of the New Jersey Jackals of the Can-Am League before taking over the dugout reigns of the T-Bones in 2017. While in New Jersey, only four of those 14 teams did not reach the postseason. The Jackals won the league championship in 2004, at the end of Calfapietra’s second season in New Jersey, and then his teams reached the league championship series in five consecutive seasons, 2011-15. In 2016, the Jackals went 62-38, before losing in the first round of the Can-Am playoffs. The T-Bones and Calfapietra’s Jackals faced each other seven times in interleague play since 2012, with New Jersey winning four of those games. Calfapietra started his coaching career in 1994 in this organization, when the T-Bones were in Duluth, Minn., and were known as the Dukes. In 2002, Calfapietra was the first-ever manager of the Gary

SouthShore RailCats, where he was the league manager of the year, before starting with New Jersey the following season. Calfapietra lives in Collegeville, Pa., with his wife and their two daughters, ages 17 and 11. Calfapietra is the T-Bones’ sixth manager since the team moved from Duluth prior to the 2003 season and when he took over in 2017 he replaced John Massarelli, who went 139-160 in three seasons with Kansas City, including 42-58 in 2016.

Joe Calfapietra’s Managerial Career

| | | | | | | |
|------|---|-----------|----|----|------|---------------|
| 2000 | — | Allentown | 42 | 43 | .494 | No Postseason |
| 2001 | — | Allentown | 43 | 47 | .478 | Postseason |
| 2002 | — | Gary | 35 | 55 | .389 | No Postseason |

| | | | | | | |
|----------------|----------|-------------------|------------|------------|-------------|--------------------------------|
| 2003 | — | New Jersey | 52 | 37 | .584 | Postseason |
| 2004 | — | New Jersey | 54 | 39 | .581 | League Champions |
| 2005 | — | New Jersey | 48 | 44 | .522 | No Postseason |
| 2006 | — | New Jersey | 43 | 48 | .473 | No Postseason |
| 2007 | — | New Jersey | 49 | 44 | .527 | Postseason |
| 2008 | — | New Jersey | 43 | 51 | .457 | No Postseason |
| 2009 | — | New Jersey | 55 | 39 | .585 | No Postseason |
| 2010 | — | New Jersey | 42 | 50 | .457 | Postseason |
| 2011 | — | New Jersey | 57 | 36 | .613 | Lost League Finals |
| 2012 | — | New Jersey | 59 | 41 | .590 | Lost League Finals |
| 2013 | — | New Jersey | 55 | 44 | .556 | Lost League Finals |
| 2014 | — | New Jersey | 55 | 41 | .573 | Lost League Finals |
| 2015 | — | New Jersey | 54 | 43 | .557 | Lost League Finals |
| 2016 | — | New Jersey | 62 | 38 | .620 | Postseason |
| 2017 | — | Kansas City | 57 | 43 | .570 | No Postseason lost tie breaker |
| Overall | — | 18 seasons | 905 | 783 | .536 | |

Did you know?

T-Bones Manager Joe Calfapietra was the first manager of the Gary SouthShore RailCats 2002, going 35-55, a feat that may seem not too monumental at first glance. Yet, when consider the team played their entire schedule on the road due to construction delays with home ballpark, the numbers are impressive. For his efforts, he was named Manager of the

T-BONES HIGHS & LOW

Miscellaneous Season Highs and Lows

Number of Days in 1st – 2nd – 57 3rd – 19 4th – 11 5th 1 6th
 Most Games Above .500: 17 (7/18) (7/21)
 Most Games Below .500: 2 (5-20)
 Number of Days Above .500- 53 Below .500- 6 At .500: 1
 Longest Winning Streak: 9 (6/18-6/29)
 Longest Winning Streak, Home: 7 (6/21- 7/02)
 Longest Winning Streak, Road: 4 (5/20-5/27)
 Longest Losing Streak: 2
 Longest Losing Streak, Home: 3 (7/12-7/14)
 Longest Losing Streak, Road: 2 (5/18-5/19)
 Longest Series Win Streak: 3 (4 x) (6/18-6/21-, 6/22-6/24,626-28, 7/02-7/11)
 Longest Series Win Streak, Home: 3
 Longest Series Win Streak, Road: 3 (7/5 – 7/6)
 Longest Series Losing Streak 1
 Longest Series Losing Streak, Home: 1
 Longest Series Losing Streak, Road: 1 (5/18-20 @WIC) (6/29-7/02 @CLE)
 Largest Margin of Victory: 11 (6/3 WIC)
 Largest Margin of Defeat: 13 (7/03 SF)
 Largest Come-From-Behind Win: 5 (5/29 @SC, 5 run top 9th)
 Largest Come-From-Behind Loss: 6 (6/29 Monger walk off seals Cleburne Win)
 Longest Rain Delay: 1 hr 3 min L 8-6 Sioux City wins shootout
 Most Errors Game Team: 4 (5/18 @WIC Loss 8-2) (5/28 @SC Loss 7-6)
 Most Errors, One Game: 2 Walters (5/18 @WIC Loss 8-2) Edgerton (5/28@SC)
 Most DP Turned, Game: 3
 Most DP Against, Game: 4 (7/10 @LIN)

Miscellaneous Occurrences

Back-to-Back Homers: Zach Walter and Cal Towe in the second off Mateo of SC 6/12/18

Back-to-Back Allowed: 0

T-Bones Records...

| Note | Rec. |
|-----------------------------------|-------------|
| Commit 0 errors | 19-9 |
| Commit 1 error | 13-3 |
| Commit 2 errors | 5-7 |
| Commit 3 errors | 1-0 |
| <u>Commit 4+ errors</u> | <u>0-2</u> |
| Walk 4 or more times | 14-10 |
| <u>Allow 4 or more walks</u> | <u>11-8</u> |
| Score in First Inning | 11-7 |
| <u>Opponent Scores in First</u> | <u>6-10</u> |
| Starting Right-hander | 33-18 |
| Starting Lefthander | 4-2 |
| Facing Right-handed Starter | 32-15 |
| <u>Facing Left-handed Starter</u> | <u>5-5</u> |
| Leading after 6 innings | 23-3 |
| Leading after 7 innings | 24-3 |
| Leading after 8 innings | 25-0 |
| Trailing after 6 innings | 5-14 |
| Trailing after 7 innings | 3-14 |
| Trailing after 8 innings | 3-15 |
| Tied after 6 innings | 1-2 |
| Tied after 7 innings | 3-3 |
| <u>Tied after 8 innings</u> | <u>2-4</u> |
| Starter leaves with lead | 29-2 |
| Starter leaves trailing | 6-17 |
| Starter leaves tied | 6-3 |
| Opp. Starter leaves leading | 5-14 |
| Opp. Starter leaves trailing | 23-4 |
| <u>Opp. Starter leaves tied</u> | <u>4-4</u> |
| T-Bones Starter more IP | 21-8 |
| Opp. Starter more IP | 10-11 |
| Starters Same IP | 5-2 |
| Quality Start | 21-4 |
| Opponent Quality Starts | 9-8 |
| <u>Both Quality Starts</u> | <u>5-3</u> |
| No HR | 15-8 |
| 1 HR | 16-10 |
| 2+ HR | 5-2 |
| No HR Allowed | 19-5 |
| 1 HR Allowed | 12-7 |
| <u>2+ HR Allowed</u> | <u>3-9</u> |
| In May | 8-5 |
| In June | 17-9 |
| In July | 12-7 |
| In August | 0-0 |
| <u>In September</u> | <u>0-0</u> |
| On Sunday | 5-3 |
| On Monday | 4-2 |
| On Tuesday | 6-3 |
| On Wednesday | 9-1 |
| On Thursday | 5-2 |
| On Friday | 5-5 |
| <u>On Saturday</u> | <u>4-5</u> |
| White Sleeveless Pinstripe | 0-1 |
| White jerseys | 2-1 |
| Travel Greys | 2-0 |
| Maroon BP tops | 17-9 |
| Black BP tops | 14-9 |
| <u>Special Jerseys</u> | <u>0-1</u> |
| After Off Day | 2-3 |

in
you
their
Year

Complete Game: 0

CG Against: 0

Shutout Wins: 4 (6/7 @TEX 8-0) (6/12 SIO 6-0) (6/26 LIN 7-0)(7/5 @TEX 1-0) (7/21 TEX 1-0)

Shutout losses: 1 (6/2 WIC 1-0)

Complete Game Shutout:0

Complete Game Shutout against: 0

No-Hitter: 1 (7/5 @TEX)

Multi-Homer Games: **Zach Walters (2) 5/25 @CHI), Mason Davis (2) 7/17 @CLE**

Multi-Homer Games Against: 2 (5/29 CLE, Monger, Scott)

Grand Slam:

Grand Slam Allowed: 2 5/29 (Levi Scott)

5+ RBI Games: 1

Inside the Park HR: 0

Sellouts: 5/25 @ CHI

Team Batting

Runs (Game) 13 (6/29 CLE)
Runs (Inning)..... 9 (5/30 @SC)(6/8 @WIC)
Hits (Game).....19 (6/18 WIN)
Hits (Inning).....6 (5/30 @SC) (6/8 @WIC)
Fewest Hits..... 3 (7/5 @TEX G2)
Fewest Runs.....0 (6/01 WIC)
HR's (Game).....5(7/17 @CLE)
HR's (Inn).....2(5/18 @WIC)(7/17 @CLE)
Extra Base Hits.....5 (5/30 @SC)
Batters in Inn.....14 (6/8 @WIC)
Walks9 (6/29 @CLE)
Strikeouts (game).....14 (5/18 @WIC) (6/8 @WIC)
Stolen Bases (game)..... 4 (5/28 @SC) (7/20)
Errors (game).....4 (5/18 @WIC)(5/27 @SC)

Records By Opponent

| | | | |
|--------------------|-------|-------|-------|
| vs. St. Paul | 1-3 | 1-3 | |
| vs. Sioux City | 4-4 | 2-2 | 2-2 |
| vs. Chicago | 3-0 | | 3-0 |
| vs. Gary | 2-1 | 2-1 | |
| vs. Wichita | 4-5 | 1-2 | 3-3 |
| vs. Fargo-Moorhead | 1-2 | | 1-2 |
| vs. Sioux Falls | 2-1 | 2-1 | |
| vs. Lincoln | 6-0 | 3-0 | 3-0 |
| vs. Texas | 6-3 | 1-1 | 4-2 |
| vs. Winnipeg | 3-0 | | 3-0 |
| vs. Cleburne | 6-2 | 3-0 | 5-2 |
| Totals | 38-21 | 15-10 | 23-11 |

Team Pitching

Runs (Game).....14 (6/29 @CLE)
Runs (Inning).....7 (7/14 STP)
Fewest Runs (Game)...0 (6/6 @ TEX) (6/12 SIO) (6/26 LIN)
Most Hits (Game).....14 (6/29 @ CLE)
Most Hits (Inning)..... 6 (6/29 @ LE)
Fewest Hits (besides no hitter).....3 (7/21 TEX)
HR's (Game).....4 (6/29 @CLE)
HR's (Inning).....2 (6/29 @CLE)
Batters in an Inning.....12 (7/14 STP)
Walks.....10 (6/29 @CLE)(7/14 STP)
Strikeouts (9 in).....10 (6/6 @TEX) (6/30 @ CLE) (7/15 LIN)
Strikeouts extra in.....
SB Against..... 2(5/28 @SC)

Attendance/Times

Largest Home Crowd..... 6,180 (6/24 CLE)
Smallest Home Crowd.....2,109 (7/02 SF)
Largest Road Crowd..... 6306 (5/25 @CHI)
Smallest Road Crowd..... 592 (5/29 @SC)
Avg. Time of Game.....3:02
Longest Home Game (Innings)... 11(7/21 TEX)
Long 9 Inn Home Game (Time).... 4:16
Long Xtra Inn Game (Time) 3:34 (6/24 CLE)
Shortest Home Game..... 2:26
Shortest Home Game (Weather)..
Longest 9 Inning Road Game... 3:17 (7/7 @TEX))
Longest Xtra Inning Home Game (Innings).... (11)
Longest Xtra Inning Road Game (Innings).... (14)
Longest Xtra Inning Home (Time)...3:32 (6/24 CLE)
Longest Xtra Inning Road (Time)... 4:05 (6/29 @CLE)
Shortest 9 Inning Road Game...2:35
Shortest 7 Inning Home Game...
Shortest 7 Inning Road Game 1:51
Rainouts...6/7 @ Texas
Delays...1:03
Longest Delay...1:03
Suspended Games...
T-Bones Ejections...Nick Torres 5/24 GAR, Cal Towey 5/28

T-Bones Schedule

| Date | Time | Opponent | Score | Winning Pitcher | Losing Pitcher | Saves | Att | Record | Streak | +/- .500) |
|------|-------|----------|----------|--------------------------|------------------|----------------|-------|--------|--------|-----------|
| 5/18 | 3:16 | @WIC | 8-2 | Banwart (1-0) | Paula (0-1) | | 4272 | 0-1 | -1 | -1 |
| 5/19 | 2:35 | @WIC | 5-2 | Harman (1-0) | Adkins (0-1) | | 2144 | 0-2 | -2 | -2 |
| 5/20 | 2:41 | @WIC | 3-1 | Gracesqui (1-0) | Tillman (0-1) | Winiarski (1) | 1392 | 1-2 | +1 | -1 |
| 5/22 | 4:08 | GAR | 6-2 | Mckenzie (1-0) | Collier (0-1) | | 5029 | 1-3 | -1 | -2 |
| 5/23 | 3:101 | GAR | 5-3 | Astin (1-0) | Quintana (0-1) | Winiarski (2) | 2860 | 2-3 | +1 | -1 |
| 5/24 | 3:48 | GAR | 5-3 | Adkins (1-1) | Gunn (1-1) | Winiarski (3) | 4,232 | 3-3 | +2 | 0 |
| 5/25 | 2:54 | @CHI | 8-4 | Mazzoccoli (1-0) | Downing (0-1) | | 6,317 | 4-3 | +3 | +1 |
| 5/26 | 2:58 | @CHI | 4-2 | Astin (2-0) | Turnbull (1-1) | Diaz (1) | NA | 5-3 | +4 | +2 |
| 5/27 | 3:22 | @CHI | 8-6 | Collier (1-1) | Moeller (0-1) | Gracesqui (1) | 2,862 | 6-3 | +5 | +3 |
| 5/28 | 3:46 | @SC | 7-6 (10) | Schuster (1-0) | Diaz (0-1) | | 2,225 | 6-4 | -1 | +2 |
| 5/29 | 2:51 | @SC | 7-6 | Mazzoccoli (2-0) | Fallwell (1-1) | Gracequi (2) | 591 | 7-4 | +1 | +3 |
| 5/30 | 3:09 | @SC | 10-2 | Paula (1-1) | Markel (0-1) | | 895 | 8-4 | +2 | +4 |
| 5/31 | 2:44 | @SC | 5-4 | Flores (1-0) | Eusebio (0-1) | | NA | 8-5 | -1 | +3 |
| 6/1 | 2:51 | WIC | 1-0 | Osburn | Collier (1-2) | | 3,621 | 8-6 | -2 | +2 |
| 6/2 | 3:24 | WIC | 3-1 | Bowen (1-0) | Gracesqui (1-1) | Tillman (5) | 5,329 | 8-7 | -3 | +1 |
| 6/3 | 2:58 | WIC | 13-2 | Irvine (1-0) | Cooper (2-1) | | 3,048 | 9-7 | +1 | +2 |
| 6/5 | 2:51 | @TEX | | Weiqiang (1-2) | Adkins (1-2) | Hernandez (1) | 1,389 | 9-8 | -1 | +1 |
| 6/6 | 2:34 | @TEX | 8-0 | Astin (3-0) | Matzek (0-2) | Buckelew (1) | 1,313 | 10-8 | +1 | +2 |
| 6/7 | | | | Rain Out | | | | | | |
| 6/8 | 2:59 | @WIC | 11-3 | Diaz (1-1) | Campbell (0-3) | | 2,963 | 11-8 | +2 | +3 |
| 6/9 | 3:15 | @WIC | 11-2 | Carroll (1-0) | Cooper (2-2) | | 3,474 | 12-8 | +3 | +4 |
| 6/10 | 2:50 | @WIC | 7-6 | Tillman (1-2) | Diaz (1-2) | | 3,268 | 12-9 | -1 | +3 |
| 6/11 | 2:54 | SIO | 8-6 | Astin (3-1) | Flores (2-0) | Karch (3) | 2,046 | 12-10 | -2 | +2 |
| 6/12 | 2:38 | SIO | 5-0 | Buckelew (1-0) | Mateo (3-2) | | 2,812 | 13-10 | +1 | +3 |
| 6/13 | 3:41 | SIO | 9-8 | Collier (1-3) | Dykstra (5-0) | Karch (4) | 5,541 | 13-11 | -1 | +2 |
| 6/14 | 3:08 | SIO | 9-5 | Carrol (2-0) | Jordan (4-1) | | 4,751 | 14-11 | +1 | +3 |
| 6/15 | 2:44 | @FAR | 6-4 | Irvine (2-0) | Waite (1-2) | Diaz (2) | 3,069 | 15-11 | +2 | +4 |
| 6/16 | 3:13 | @FAR | 5-4 | Ballew (4-1) | Filomeno (1-1) | McCurry (6) | 2,686 | 15-12 | -1 | +3 |
| 6/17 | 3:05 | @FAR | 8-6 | Buchelew (1-1) | Soloman (3-3) | McCurry (7) | NA | 15-13 | -2 | +2 |
| 6/18 | 3:01 | @WIN | 9-3 | Collier (2-3) | Rosario (2-2) | | 5,044 | 16-13 | +1 | +3 |
| 6/19 | 2:53 | @WIN | 7-3 | Scott Carroll (3-0) | Edwin Carl (4-2) | Sam Street (1) | N/A | 17-13 | +2 | +4 |
| 6/20 | 2:46 | @WIN | 6-3 | Lucas Irvine (3-0) | McGovern (2-3) | Diaz (3) | 3,387 | 18-13 | +3 | +5 |
| 6/22 | 2:51 | CLE | 7-3 | Barrett Astin (4-1) | Mincey (0-3) | | 4,803 | 19-13 | +4 | +6 |
| 6/23 | 2:58 | CLE | 5-4 | Buckelew (2-1) | Young (1-4) | Diaz (4) | 6,180 | 20-13 | +5 | +7 |
| 6/24 | 3:32 | CLE | 6-5 | Filomeno (2-1) | Blackwell (2-4) | | 3,851 | 21-13 | +6 | +8 |
| 6/26 | 2:51 | LIN | 7-0 | Carroll (3-0) | Tamburino (4-1) | | 2,244 | 22-13 | +7 | +9 |
| 6/27 | 2:26 | LIN | 7-1 | Irvine (4-0) | Herron (4-4) | | 3,005 | 23-13 | +8 | +10 |
| 6/28 | 2:49 | LIN | 6-2 | Astin (5-1) | Kinman (2-1) | Diaz(5) | 4,022 | 24-13 | +9 | +11 |
| 6/29 | 4:05 | @CLE | 14-13 | Shawn Blackwell (4-4) | Sam Street (0-1) | | 1,703 | 24-14 | -1 | +10 |
| 6/30 | 3:18 | @CLE | 7-4 | Collier (3-3) | Gunn (1-1) | | | 25-14 | +1 | +11 |
| 7/1 | 2:37 | @CLE | 5-2 | Mortenson | Gracesqui | | | 25-15 | -1 | +10 |
| 7/2 | 2:46 | SF | 3-2 | Winiarski (1-0) | Nordgren (0-2) | Diaz(6) | 2109 | 26-15 | +1 | +11 |
| 7/3 | 2:46 | SF | 14-1 | Esch (4-2) | Astin (5-2) | | 5,381 | 26-16 | -1 | +10 |
| 7/4 | 2:53 | SF | 3-2 | Filomeno (3-1) | Wolfe (0-1) | Diaz(7) | 6157 | 27-16 | +1 | +11 |
| 7/5 | 2:15 | @TEX | 4-3 | Crescentini (1-0) | Yanyong (0-2) | Diaz (8) | N/A | 28-16 | +2 | +12 |
| 7/5 | 1:51 | @TEX | 1-0 | Gracesqui(2-2) | Jianzeng (0-3) | Winiarski (4) | 1078 | 29-16 | +3 | +13 |
| 7/6 | 3:10 | @TEX | 6-2 | Adkins (2-2) | Jinghao (0-3) | | 41579 | 30-16 | +4 | +14 |
| 7/7 | 3:17 | @TEX | 6-5 | Yusong (2-0) | Irvine (4-1) | Contreras | 2623 | 30-17 | -1 | +13 |
| 7/9 | 3:11 | @LIN | 12-9 | Astin (6-2) | Kourtis | Winiarski (5) | N/A | 31-17 | +1 | +14 |
| 7/10 | 2:38 | @LIN | 2-1 | Collier(4-3) | Wooten | Filomeno (3-1) | 2588 | 32-17 | +2 | +15 |
| 7/11 | 3:06 | @LIN | 8-5 | Adkins (3-2) | Robichaux (2-4) | Winiarski (5) | 3,305 | 33-17 | +3 | +16 |
| 7/12 | 2:40 | STP | 9-2 | Irvine (4-2) | Nunn (2-1) | | 4,029 | 33-18 | -1 | +15 |
| 7/13 | 3:35 | STP | 4-1 | Jake Matthys (4-3) | Mazzoccoli (2-1) | Jones (3) | 3,787 | 33-19 | -2 | +14 |
| 7/14 | 3:18 | STP | 10-8 | Ryan Schlosser (2-0) | Astin (6-3) | Devine | 4930 | 33-20 | -3 | +13 |
| 7/15 | 2:13 | STP | 5-1 | Collier (5-3) | Foss (1-1) | Hill (1) | 3,241 | 34-20 | +1 | +14 |
| 7/16 | 3:11 | @CLE | 10-4 | Hunter Adkins (4-2) | Mouzakes (1 -5) | | 1,104 | 35-20 | +2 | +15 |
| 7/17 | 3:44 | @CLE | 11-7 | Marcus Crescentini (2-0) | Sanchez (1-2) | | 1,143 | 36-20 | +3 | +16 |
| 7/18 | 3:16 | @CLE | 8-3 | Lee (1-0) | Mortensen (3-3) | | 999 | 37-20 | +4 | +17 |
| 7/20 | 3:31 | TEX | 11-9 | Wright (2-1) | Winiarski (1-1) | Contreras (8) | 6,006 | 37-21 | -1 | +16 |
| 7/21 | 2:43 | TEX | 1-0 | Crescentini (3-0) | Yanyong (0-4) | | 4,507 | 38-21 | +1 | +17 |

2018 SEASON TRANSACTIONS LIST

5/19/18: RHP Cody Martin contract purchased by the New York Mets.

5/22/18: OF Adam Brett Walker contract purchased by the Washington Nationals. Signed **RHP Barrett Astin**. Activated **RHP Jackson Lowery** from the disabled list.

5/23/18: Signed **OF Johnny Davis** and placed **LHP Cody Dickson** on the disabled list.

6/2/18: Signed **RHP Scott Carroll** and placed **RHP Luis Paula** on the inactive list. Signed **LHP Joe Filomeno** and Released **IF Jordan Edgerton**.

6/4/18: OF Johnny Davis signed by Tecolotes Dos Laredos in the Mexican League.

6/22/18: Signed **IF Mason Davis** and moved **RHP Cody Winiarski** from the Disabled List to the Inactive List and placed **INF Cal Towe** on the Disabled List.

6/25/18: 2B Taylor Featherston Signs T-Bones

6/26/18: SS Angel Rosa Traded to Cleburne Railroaders for player to be named later

6/27/18: SP Scott Carroll signs to play in Mexican Baseball League

7/2/18 RHP Cody Winiarski activated from inactive list

7/3/18: LHP James Buckelew contract sold to the Chicago Cubs.

7/4/18: Sign **RHP Marcus Crescentini**.

7/6/18: Sign **LHP Nick Lee** and **RHP Kevin Hill**.

7/7/18: LHP Carlos Diaz contract purchased by the Cincinnati Reds.

7/8/18: Trade **IF Zach Walters** to St. Paul for **IF Noah Perio Jr**

7/13/18: Sign **IF Colin Walsh** and **RHP Ian Hardman**.

7/17/18: OF **Nick Torres** contract sold to Texas Rangers.

7/18/18: Place **RHP Lucas Irvine** to disabled list, move **RHP Sam Street** to Inactive List and place **LHP Cody Dickson** on irrevocable waivers.

7/19/18: Sign **LHP Jayson Aquino**

7/20/18: Released **RHP Ian Hardman** and signed **LHP Adam Bleday**.