



OFFICIAL GAME INFORMATION

Lincoln Saltdogs (30-30, 4th South) vs T-Bones (40-21, 2nd South)

RHP Michael Tamburino (4-4, 3.72) at RHP Barrett Astin (6-3, 6.54)

7/25/18 — T-Bones Stadium, Kansas City, Kansas 7:05 pm

Series: Games 2 of 3

[On air at T-&Bones MixLR Channel](#) /107.9 FM inside the park

AA SOUTH STANDINGS

Team	W	L	GB	Last Game
Sioux City	45	16	-	W 11-2 CLE
T-Bones	40	21	5	W 6-3 LIN
Wichita	38	23	7	W 0-2 CLE
Lincoln	30	30	14.5	L 6-3
Cleburne	20	41	25	L 11-2 SIO
Texas	17	44	28	L 13-0

Sizzle facts

Streak: W3	Last 5: 4-1	Last 10: 7-3
Home: 16-10	Away: 24-11	LIN: 7-0
South: 28-15	North: 11-6	Month: 13-7
Runs/Rank 355/ 2 nd	HR/ Rank 47/ 5th	OBP/ Rank .370/ 2nd
AVG/ Rank .298 / 2nd	ERRORS/ 53/ 9th	OPS/Rank .806/ T 1st
WHIP/Rank 1.28/ 1 st	ERA/Rank 3.89/ 4th	Strike Outs/Rank 467 / 4th

T-BONES LEAGUE LEADERS

AVG	Todd Cunningham (.397) 1 st
	Dylan Tice (.339) 5th
R	Dylan Tice (47) 5th
	Noah Perio Jr (39) T 11th
HR	Keith Curcio (7) T 8th
	Adrien Nieto (4) T 11th
2B	Dylan Tice (16) T 5th
	Todd Cunningham (15) T 6th
H	Dylan Tice (80) 6th
	Nick Perio Jr. (72) T 11th
RBI	Keith Curcio (33) T 15th
	Todd Cunningham (31) T 17th
ERA	Hunter Adkins (3.24) T 7th
SO	Tommy Collier (79) 1st

Last Five

Day	Opp	Result/Notes
7/23	LIN	W 6-3 T-Bones bullpen leads team to win
7/22	TEX	W 4-0 Hunter Adkins goes 7 innings to KC win
7/21	TEX	W 1-0 KC wins longest home game of the season
7/20	TEX	L 11-9 Texas outduels KC in a shootout
7/18	@CLE	W 8-3 T-Bones win 4 straight

By the Numbers

Day...7-2	Night...32-19
Series...13-4-1	Sweeps...5-0
Series Open...11-9	Series Middle...14-8
Series Finale...13-6	Rubber Match...2-0
Last At-Bat 7-10	Walk-Off...2-3
Comeback...8-2	Extra Innings...3-3
Doubleheader...2-0	Score First...24-6
Allow First Run...13-15	1-Run Game...9-9
2-Run Game...6-5	3-Run Game...7-3
4+Run Game...18-6	More hits...33-9
Fewer hits...5-10	Same hits...2-2
Scoring 0-3...10-10	Scoring 4-6...14-8
Scoring 7+...16-3	Allow 0-3...27-5
Allow 4-6...11-6	Allow 7+...2-10

Last Night

A five run fourth inning helped push KC over the top against Lincoln in the series opener by a final of 6-3. Lincoln did make a comeback in the sixth after the Saltdogs worked three straight walks but a great diving play by Dexter Kjerstad in left field helped squelch the Lincoln rally. The pen would lock down the win with Cody Winiarski picking up the save. Todd Cunningham went deep in the T-Bones win. Jayson Aquino tossed four scoreless innings in his first start for Kansas City.

Today

The T-Bones will host division rivals the Lincoln Saltdogs in the second game of a three-game series. RHP Michael Tamburino (4-4, 3.72) will take the mound for the visiting Saltdogs, while Kansas City will turn to RHP Barrett Astin (6-3, 6.54).

Vs. Lincoln

The two clubs have played seven times already this season and KC holds the 7-0 advantage. All time in the American Association the T-Bones hold a 42-36 record in the series.

Tale of the Tape

Offense	T-Bones	Saltdogs
Avg	.298 (2 nd)	.272 (6 th)
Runs	355 (2 nd)	312 (6 th)
HR	47 (5 th)	65 (1 st)
SB	68 (4 th)	21 (T 11 th)
BB	225 (3 rd)	242 (2 nd)
Pitching		
ERA	3.89 (4 th)	5.02 (11 th)
SO	467 (4 th)	434(8 th)
BB	208 (5 th)	220 (4 th)
S	22 (2 nd)	13(6 th)
Defense		
E	53 (11 th)	54 (10 th)

Up next

The T-Bones will close out the home stand with the Chicago Dogs making their maiden voyage to T-Bones Stadium this Friday, Saturday and Sunday.


Double vision

The T-Bones lead the circuit with 124 doubles. The American Association record for doubles is 250 set by Amarillo in 2011. The T-Bones franchise record for two baggers is 212 set in back to back seasons in 2007 and 2008. The current pace of 124 would set a new record for the franchise.

Extra Bases

This series features the two clubs with the two highest totals of extra base hits. KC has 187 while Lincoln has 177. Lincoln has the long ball edge 65 to 47 but KC has the average advantage of .298 (2nd in the AA) vs. .272 (6th in the AA).

Follow us on Social Media!



NEXT FIVE			
7/26	LIN	RHP Kyle Kinman (4-2, 4.18) at TBA	7:05 pm
7/28	CHI	TBA at RHP Tommy Collier (5-3, 3.48)	7:05 pm
7/29	CHI	TBA at RHP Hunter Adkins (5-2, 3.24)	7:05 pm
7/30	CHI	TBA at LHP Jayson Aquino (0-0, 5.06)	1:05 pm
7/31		Off Day	



Steak Bites

Roster Moves

IF Taylor Featherston had his contract purchased by the Cincinnati Reds and became the seventh T-Bone to have his contract purchased on Monday. The team has inked IF **Alay Rafael Lago** to a contract. Lago is a native of Cuba and comes to KC out of the Atlanta Braves organization. His bio is in today's game notes.

Moving up

Taylor Featherston is the 37th Kansas City player and the seventh this season to have his contract purchased while with the T-Bones. In May, the Washington Nationals purchased the contract of outfielder **Adam Brett Walker**, and the New York Mets purchased the contract of right-handed pitcher **Cody Martin**. On July 3, the Cubs purchased the contract of left-handed T-Bones pitcher **James Buckelew**. On July 7, the Cincinnati Reds purchased the contract of left-handed pitcher **Carlos Diaz**. On July 13, the Seattle Mariners purchased the contract of left-handed pitcher **Joe Filomeno**, and on July 17 the Texas Rangers picked up OF/IF **Nick Torres**. Toss in two players who signed free agent contracts with AAA Mexico the T-Bones have lost nine players during the season.

Did you know?

Prior to coming to KCK the T-Bones played in the Northern League City of Duluth, Minnesota. The Dukes were one of the original six teams in the league when it returned in 1993. The other clubs were the St. Paul Saints, the Sioux Falls Canaries, the Sioux City Explorers, the Thunder Bay Whiskey Jacks and the Rochester Aces. The Aces lasted a year before they moved to Winnipeg and became the Goldeyes. The Dukes played their home games at Wade Stadium. That park was home to the original Northern League Dukes that folded in 1970 when that league went under. The park dates back to 1941. The team won the Northern League Pennant in 1997 the only flag the club won while in Minnesota beating Winnipeg in the finals.

Let's Play 18

With the current record of 40-21 are a season high 19 games above .500 and also is the highest number of games above .500 the club has been as members of the American Association. The T-Bones are ahead of last year's pace by five games. In 2017 after 61 games KC sat at 35-26. Joe Calfapietra arrived on the scene last season and during his tenure the T-Bones have been above .500 for 146 days including the last 83 days of the 2017 season. Last season the team was 15 games above .500 on August 13th the highest of the season and at the time a AA franchise high.

Year Days above .500

2018	61	From May 25 th on.
2017	83	From June 14 th the rest of the way in 17
2016	3	The T-Bones were 7-7 on June 1st on 2016 the latest the club was at .500 in 2016.
2015	2	In 2015, the club reached the .500 mark on the second to the last day of the season on September 6th
2014	1	In 2014 the club was 30-30 on July 18th and never reached .500 again
2013	1	1-1 to start 2013 the last point the team was at .500 that season
2012	66	The team was at or above .500 for 66 games from June 22nd until the end of the season.

On the air

Dan Vaughan returns for his second season as the "voice of the T-Bones." Vaughan spent the previous four years with the Gary SouthShore RailCats and is the Australian summer voice of the Perth Heat of the Australian Baseball League during the USA winters. The game audio can be heard on tbonesbaseball.com and on the [T-Bones MixLR Channel](#) and the MixLR app. The pregame begins at 6:40 with "The Top Step with Manager Joe Calfapietra." AmericanAssociationBaseballTV.com carries the video stream of all home games. The full pregame show can be heard online on the radio side with Lilly Stewart providing the news and scores around the American Association and Jackson Mealman brings fans the Dugout Report and the post-game segments from the field and clubhouse. On the road Vaughan is a one man band with the audio stream heard on AmericanAssociationBaseballTV.com in addition to flagship home on [T-Bones MixLR Channel](#). For fans that want to hear the game inside the ballpark tune into **107.9 FM** on your radio dial to hear all the live radio action.

HOT T-BONES

At the plate

-**Todd Cunningham** is 16-for-his last 38 with a pair of homers.

-**Colin Walsh** has scored 10 run his last eight games

-**Noah Perio** has 11 RBI in his first 13 games for KC.

-**Mason Davis** has scored 13 runs in 15 games and is one of two players to hit two home runs in a game. That happened last Tuesday the 17th of July at Cleburne.

-**Adrian Nieto** is 6-for-12 on the home stand with 4 RBI.

On the hill

-**Tommy Collier** had 26 K's in his last 23 innings and the team has won the last seven of his starts.

-**Marcus Crescentini** has 9 K's in his first 7.0 IP

-**Hunter Adkins** has won his last four starts.

- KC has 19 out of 60 starts out in the rotation falling into the quality category of six innings of three earned runs or less.

The Last Time...for the T-Bones

The T-Bones scored 10 runs in a game

The T-Bones recorded 15 hits in a game

The T-Bones shut out their opponent

The T-Bones won with a walk-off

The T-Bones swept a series

The T-Bones won five games in a row

June 29, 2018

July 9, 2018

June 26, 2018

August 12, 2017

July 16-18, 2018

June 18- June 29, 2018

@CLE (L 14-13)

@LIN (16 H,913-2 W)

Lincoln (7-0 W)

vs. Salina (5-4) in 11

at Cleburne 3-0

9 games

A T-Bones player had four hits in a game

A T-Bones player had five hits in a game

A T-Bones player had five plus RBIs in a game

A T-Bones player hit at least two HRs in a game

A T-Bones player hit a grand slam

A T-Bones pitcher threw a complete game (9 IP)

A T-Bones pitcher struck out at least 10 batters

A T-Bones pitcher threw a no-hitter

July 7, 2018 at Texas

August 1, 2017 @ Cleburne

June 26, 2018 Lincoln

July 18, 2018 @ Cleburne

June 27, 2017 at Lincoln

August 12, 2016

July 16, 2018

July 5, 2018

Mason Davis 4-for-5

Cedric Hunter (5)

Nick Torres (5)

Mason Davis (2)

Kyle Petty

Jared Messer

Tommy Collier (10 strikeouts)

Combined in 7 innings (1-0 @TEX)

On This Date...

July 25, 2007

T-Bones Coast Past Cats, 15-2

EDMONTON, Alb. – One day after falling 13-0 to the Edmonton Cracker-Cats, the Kansas City T-Bones returned the favor in a 15-2 victory at TELUS Field. Kansas City pounded out 18 hits to Edmonton's six in the win.

Starters Chris Krawczyk for Kansas City and Dorian Castro for Edmonton held their opposition scoreless through the first two innings before Kansas City struck first with a five-run third inning, collecting six hits – three doubles – in the frame. Edmonton responded in their half of the inning, scoring two runs on a single from Terrance McClain to pull within three, 5-2.

The T-Bones plated two more in the fourth on a triple from Neb Brown (pictured) before adding four in the fifth, including a two-RBI double from Rob Watson and a two-RBI single from Brown. Brown's single was the third two-RBI hit of the contest for the third baseman, who was three-for-four with six RBI and a home run short of the cycle after five. He finished the game four-for-six with six RBI.

Lost in the offensive outburst for Kansas City was a stellar outing from Krawczyk, who held the Cracker-Cats to just the two runs on five hits in seven innings of work to pick up the victory. Castro surrendered 10 runs on 12 hits in four and one-thirds innings in the loss. Kansas City capped off their scoring in the sixth when Mario Delgado took reliever Phil Sobkow deep with a grand slam, the only home run of the contest.

Lavon Lewis and Travis Schlichting pitched scoreless eighth and ninth innings respectively for Kansas City to close out the victory. Infielder Rhett Teller threw a perfect ninth for Edmonton.

MEET THE T-BONES STARTING PITCHER

#17 Barrett Astin



Barrett Astin brings 5 years of professional experience to the T-Bones, including a 6-game stint in 2017 where he played in the Big Leagues with the Cincinnati Reds. Astin was born in Forrest City, Arkansas, comes to the T-Bones following a 2017 season where he played 69 games between AZL Reds and the AAA Louisville in the Cincinnati Reds organization. Astin last pitched in 2018 with the Louisville Bats of the AAA League. With the Bats, the Arkansas native appeared in 5 games, working 7.2 innings of relief with a 4.70 ERA with five strikeouts. Astin began his professional career with the Milwaukee Brewers organization in 2013. After being drafted in the 3rd round, he would pitch in 12 games in the Pioneer League, posting a 4.30 ERA in 37.2 innings with 31 strike outs for the Helena Brewers. In 2014 Astin took the next step up the ladder to the Midwest league, tossing 121.2 innings with a 8-7 record and a 4.96 ERA for the Wisconsin Timber Rattlers. He would split time in 2015 with the Daytona Tortugas of the Florida State League and AA Pensacola Blue Wahoos in the Southern League. At Pensacola he crafted a 5.63 ERA in 76.2 relief innings with 61 punch outs and a 4-6 record, and while at Daytona, he had a 2.29 ERA and a record of 4-3. He spent all of the 2016 season with the Wahoos where he posted a 9-3 record as a starter boosting a 2.36 ERA in 103.1 innings of relief. He would appear in six games for the Cincinnati Reds in 2017 producing 2 strikeouts in 8 innings of relief. Astin has taken over

Scott Carroll's role of pitching coach after Carroll was signed to play in Mexico. Astin was forced into the game at the plate when the T-Bones had to sub in for their DH losing that spot and he batted for himself going 1-for-2 on June 16th at Fargo.

PITCHING GAME LOG

DATE	TEAM	OPP	RESULT	W	L	GS	CG	SHO	SV	IP	H	R	ER	BB	SO	BF	OOP	OSLG	OAVG	ERA
07/22/18	@KAN	TEX	W 4-0	1	0	1	0	0	0	7.0	3	0	0	1	6	25	.200	.130	.130	0.00
07/16/18	KAN	@CLE	W 10-4	1	0	1	0	0	0	7.0	4	2	2	3	4	26	.269	.304	.173	2.57
07/11/18	KAN	@LIN	W 8-5	1	0	1	0	0	0	5.0	3	4	4	4	6	23	.347	.388	.166	7.20
07/06/18	KAN	@TEX	W 6-2	1	0	1	0	0	0	6.0	6	0	0	4	3	25	.400	.285	.285	0.00
07/01/18	KAN	@CLE	L 2-5	0	0	1	0	0	0	4.0	4	1	1	2	2	18	.333	.500	.250	2.25
06/26/18	@KAN	LIN	W 7-0	0	0	0	0	0	1	3.0	3	0	0	0	3	12	.250	.250	.250	0.00
06/23/18	@KAN	CLE	W 5-4	0	0	0	0	0	0	2.0	1	0	0	2	1	9	.333	.285	.142	0.00
06/20/18	KAN	@WIN	W 6-3	0	0	0	0	0	0	1.0	1	0	0	0	2	4	.250	.500	.250	0.00
06/17/18	KAN	@FAR	L 6-8	0	0	0	0	0	0	2.0	0	0	0	1	2	7	.142	.000	.000	0.00
06/12/18	@KAN	SC-	W 6-0	0	0	0	0	0	0	1.0	2	0	0	1	1	6	.500	.400	.400	0.00
06/10/18	KAN	@WIC	L 6-7	0	0	0	0	0	0	1.0	2	1	1	0	1	4	.500	1.000	.500	9.00
06/05/18	KAN	@TEX	L 2-3	0	1	1	0	0	0	5.0	8	3	2	0	7	23	.333	.565	.347	3.60
05/29/18	KAN	@SC-	W 7-6	0	0	1	0	0	0	6.0	7	5	4	5	2	28	.448	.318	.318	6.00
05/24/18	@KAN	GAR	W 5-3	1	0	1	0	0	0	5.0	2	3	2	4	3	21	.285	.294	.117	3.60
05/19/18	KAN	@WIC	L 2-5	0	1	1	0	0	0	3.1	8	5	5	0	3	21	.523	.555	.444	13.50

PITCHING TOTALS

SEASON	TEAM	W-L	G	GS	CG	SHO	SV	IP	H	R	ER	BB	SO	BF	OOP	OSLG	OAVG	ERA
AA Reg Season 2018	Kansas City T-Bones	5-2	15	9	0	0	1	58.1	54	24	21	27	46	252	.345	.370	.249	3.24
Totals		5-2	15	9	0	0	1	58.1	54	24	21	27	46	252	.345	.370	.247	3.24

ASTIN CAREER

Year	Age	AgeDif	Tm	Lg	Lev	Aff	W	L	W-L%	ERA	RA9	G	GS	GF	CG	SHO	SV	IP	H	R	ER	HR	BB	IBB	SO	HBP	BK	WP	BF	WHIP	H9	HR9	BB9	SO9	SOW
2013	21	0.0	Helena	PION	Rk	MIL	1	1	.500	4.30	5.97	12	8	0	0	0	0	37.2	41	25	18	6	11	0	31	1	0	2	167	1.381	9.8	1.4	2.6	7.4	2.82
2014	22	0.1	Wisconsin	MIDW	A	MIL	8	7	.533	4.96	5.62	27	18	8	0	0	4	121.2	132	76	67	12	36	0	81	5	0	9	525	1.381	9.8	0.9	2.7	6.0	2.25
2015	23		2 Teams	2 Lgs	AA-A+	CIN	8	9	.471	3.98	4.64	30	25	0	1	0	0	151.1	147	78	67	9	57	0	122	3	0	4	305	1.348	8.7	0.5	3.4	7.3	2.14
2015	23	-1.3	Pensacola	SOUL	AA	CIN	4	6	.400	5.63	5.87	14	14	0	0	0	0	76.2	85	50	48	9	39	0	61	2	0	2	337	1.617	10.0	1.1	4.6	7.2	1.56
2015	23	0.0	Daytona	FLOR	A+	CIN	4	3	.571	2.29	3.38	16	11	0	1	0	0	74.2	62	28	19	0	18	0	61	1	0	2	305	1.071	7.5	0.0	2.2	7.4	3.39
2016	24	-0.2	Pensacola	SOUL	AA	CIN	9	3	.750	2.26	2.70	37	11	5	0	0	0	103.1	74	31	26	8	25	1	96	6	0	5	403	0.958	6.4	0.7	2.2	8.4	3.84
2016	24	1.0	Peoria	AZFL	Fal		0	1	.000	3.21	4.50	11	1	2	0	0	1	14.0	13	7	5	0	7	0	8	1	0	1	60	1.429	8.4	0.0	4.5	5.1	1.14
2017	25		2 Teams	2 Lgs	AAA-Rk	CIN	3	4	.429	5.64	6.49	29	5	3	0	0	0	52.2	73	38	33	4	22	1	48	0	1	3	233	1.804	12.5	0.7	3.8	8.2	2.18
2017	25	-3.4	CIN	NL	MLB	CIN	0	0		6.75	6.75	6	0	1	0	0	0	8.0	9	6	6	2	7	0	2	2	0	0	41	2.000	10.1	2.3	7.9	2.3	0.29
2017	25	-1.4	Louisville	IL	AAA	CIN	3	4	.429	6.10	7.03	26	3	3	0	0	0	48.2	71	38	33	4	22	1	44	0	1	2	233	1.911	13.1	0.7	4.1	8.1	2.00
2017	25	4.3	Reds	ARIZ	Rk	CIN	0	0		0.00	0.00	3	2	0	0	0	0	4.0	2	0	0	0	0	0	4	0	0	1	14	0.500	4.5	0.0	0.0	9.0	
2018	26	-0.3	Louisville	IL	AAA	CIN	0	0		4.70	5.87	5	0	2	0	0	0	7.2	10	5	4	1	3	0	5	0	0	3	37	1.696	11.7	1.2	3.5	5.9	1.67
2018	26	-0.7	Kansas City	AA	Ind		6	3	.667	6.55	7.09	12	11	0	0	0	0	66.0	76	52	48	8	25	0	38	4	0	5	293	1.530	10.4	1.1	3.4	5.2	1.52
Year	Age	AgeDif	Tm	Lg	Lev	Aff	W	L	W-L%	ERA	RA9	G	GS	GF	CG	SHO	SV	IP	H	R	ER	HR	BB	IBB	SO	HBP	BK	WP	BF	WHIP	H9	HR9	BB9	SO9	SOW
Minors (6 seasons)							29	24	.547	4.08	4.80	140	67	18	1	0	4	474.1	477	253	215	40	154	2	383	15	1	26	2021	1.330	9.1	0.8	2.9	7.3	2.49
Other (2 seasons)							6	4	.600	5.96	6.64	23	12	2	0	0	1	80.0	89	59	53	8	32	0	46	5	0	6	353	1.513	10.0	0.9	3.6	5.2	1.44
All Levels (6 Seasons)							35	28	.556	4.39	5.09	169	79	21	1	0	5	562.1	575	318	274	50	193	2	431	22	1	32	2415	1.366	9.2	0.8	3.1	6.9	2.23
AAA (2 seasons)							3	4	.429	5.91	6.87	31	3	5	0	0	0	56.1	81	43	37	5	25	1	49	0	1	5	270	1.882	12.9	0.8	4.0	7.8	1.96
AA (2 seasons)							13	9	.591	3.70	4.05	51	25	5	0	0	0	180.0	159	81	74	17	64	1	157	8	0	7	740	1.239	8.0	0.9	3.2	7.9	2.45
Rk (2 seasons)							1	1	.500	3.89	5.40	15	10	0	0	0	0	41.2	43	25	18	6	11	0	35	1	0	3	181	1.296	9.3	1.3	2.4	7.6	3.18

PITCHING / CATCHER EXTRAS

T-BONES STAFF		W-L	ERA	ER	IP
	Starters	26-13	4.28	157	330.0
	Relievers	14-8	3.14	64	183.2

Catchers Box

Player	CS	SB	ATT	PCT	PB
Nieto	15	30	45	.33%	4
Pennell	7	15	22	.32%	2
Others					
Total	22	45	67	.33%	6

MEET THE T-BONES HITTERS

9 Todd Cunningham



Todd Cunningham brings some major league experience to Kansas City with 67 big league games under his belt since 2013. The Alabama native most recently spent time with the Indianapolis Indians and the Charlotte Knights playing nine games a piece in 2018 before working his way to Kansas City. In those 18 games Cunningham had 3 RBI's and hit .163. Cunningham started his career with the Atlanta Braves organization playing for the Rome Braves. In his rookie year he played in 65 games with 20 RBIs and hit .260.

In 2011 Cunningham hit four homeruns while batting a .257 with 20 RBIs in 87 games for the Lynchburg Hillcats of the Carolina League. In 2012 he hit .309 in 120 games with 51 RBIs and three home runs in AA Southern League. Cunningham saw his first major league action in 2013 playing in eight games for the Atlanta Braves while batting .250. Cunningham would play 39 games for the Atlanta Braves again in 2015 before playing 20 games with the Los Angeles Angels of Anaheim in 2016. In 2017 he split time with AAA Memphis Redbirds and AAA Oklahoma City Dodgers. Cunningham had 31 RBIs, hit a .284 and had four home runs.

#7 Keith Curcio



Keith Curcio is an outfielder and 2nd baseman drafted in the 6th round out of Florida Southern College by the Atlanta Braves in the 2014 MLB June amateur draft. In 2017 Curcio played in 120 games at AA Mississippi for Atlanta, hitting .219 with 4 homeruns and 21 RBI. Curcio began his career with Rome in the South Atlantic League with the Braves organization in 2014. In 2015 Curcio began the year with Rome playing in 32 games and hitting a career high .342. Curcio finished out the year playing 101 games for the Carolina Braves hitting .241 with 4 homeruns and 38 RBI. In 2016 Curcio played 124 games for Carolina, this time hitting .271 with 3 homeruns and 54 RBI. Curcio hails from Sarasota Florida. At Florida Southern College, Curcio averaged .315 with 19 RBI in 39 games.

#4 Mason Davis



Mason Davis comes to Kansas City from Jacksonville in the Southern League, where the native of Georgia native hit .193 in 37 games for the Jumbo Shrimp. He appeared in 20 games at shortstop, nine at second base and in another five at third base. Davis also added another game at left field. Davis had a short three game stint with the Jupiter Hammerheads where he averaged .167 in 2018 before playing for Jacksonville.

Davis was originally drafted by the Miami Marlins in the 19th round in the 2014 June draft out of The Citadel. He spent four seasons in their system reaching the AA level.

In 2017, Davis saw time in two different leagues for Miami. He played in 31 games in the South Atlantic League at Greensboro and hit .248 with two homeruns and 15 RBIs. At A+ Jupiter in the Florida State League, Davis played in 46 games, hitting .255 with seven stolen bases and seven RBIs.

Davis again split time in 2016. Battling injuries, he played in 11 games for Greensboro, hitting .246 and seeing action in another 4 games at Marlins, hitting .375. In 2015 Davis played all 86 games for Greensboro, hitting .255 with career high six homeruns and 29 RBIs along with 19 stolen bases. In his first season with the Marlins organization, Davis split time between Batavia in the New York-Pennsylvania League, hitting .319 in 56 games and seven games at Southern Atlantic League Greensboro. He hit .259 with 3 RBIs during his stay in North Carolina. Davis was born in Conyers, Georgia and attended Reden High School before playing four seasons at The Citadel. In his senior season he batted .310 while stealing 27 bases. He left The Citadel as one of the best 2nd basemen in school history.

#13 Dexter Kjerstad



Dexter Kjerstad returns in 2018 after playing the last part of the 2017 season. In 17 games he hit .379 but also was placed on the disabled list for part of his time with the club. He was 25-for-66 with six RBI. Kjerstad was signed originally by the Kansas City T-Bones on Thursday, August 10, 2017. Kjerstad was drafted by the Cincinnati Reds in the 50th round of the 2010 MLB draft out of the University of Louisiana - Lafayette. The Amarillo, Texas native previously spent time with four different organizations. His first stint was in 2014 with the Lexington Legends, a Class A affiliate of the Kansas City Royals, in the South Atlantic League. While with the Legends, Kjerstad appeared in 80 games with 276 at bats. The outfielder maintained a .275 batting average and brought in 33 RBIs off of 76 hits. Following the 2014 season, Kjerstad remained in the Royals organization, but moved to Delaware to play with the Wilmington Blue Rocks in the Carolina League for the 2015 season. Kjerstad hit .247 and had 39 hits with 15 RBIs in his 51 appearances with the Blue Rocks. In 2016, Kjerstad was traded to the Miami

Marlins organization and played with the Jupiter Hammerheads in the Florida State League. Kjerstad brought in 55 RBIs off of 105 hits with 15 home runs during the 2016 season. Following a successful stint in Jupiter, Kjerstad would spend time with three different teams in 2017. He remained with the Hammerheads for the beginning of the 2017 season where he batted .213 and brought in 20 RBIs on 49 hits. Kjerstad was then moved to AAA Miami affiliate, New Orleans, where he made just six at bats in three appearances with the Baby Cakes before his move to the American Association.

#1 Alay Lago



The Kansas City T-Bones signed 27-year-old **Alay Lago** for the 2018 season on July 24th. In his first game with KC he picked up a base hit and an RBI single in the T-Bones 6-3 win over Lincoln. The Cuba native began his baseball career in 2010 playing in the Cuban National Series League for the Metropolitanos. In his first year with the club, he hit .146 with seven RBIs and one homerun in 48 games. In his 2nd year with the club, he improved on his rookie year numbers posting a .158 batting average in 37 games. In 2012, Lago moved on to Industriales of the Cuban National Series League. While with the Industriales, his batting average improved to .220. He had two RBIs and eight runs in 50 games. Lago did not play in the 2013 season but joined Artemisa of the Cuban National Series League for the 2014-15 season. While with Artemisa, Lago hit .253 with 10 RBI's and two stolen bases in 35 games. He played 16 games at 2nd base, 11 games at 3rd base and seven at shortstop, with a few games in the outfield as well for the Cuban club. In 2016 he moved on to AAA Veracruz in the Mexican League where he hit .255 with eight RBIs and a


homerun in 24 games. In 2017 Lago was picked up by the Atlanta Braves organization. He started with A+ Florida in the Florida State League. While with the Fire Frogs, Lago played in 113 games, batting .303, with 46 RBI, six home runs, and six stolen bases. Lago played the first 80 games of 2018 with the AA Mississippi Braves in the Southern League. With the Braves, he batted .247 with 25 RBIs, five stolen base, and two home-runs.

#8 Tucker Pennell



The T-Bones welcome back Texan **Tucker Pennell** behind the plate this season, Pennell was inked just prior to game time on August 25th on the road in Gary, Indiana last season and would have a key double to spark the offensive attack in his first at bat in an 8-0 win over the RailCats. He finished the seasons on a hot streak including a game tying home run against St. Paul on September 4th in Kansas City. He would finish 5-for-13 in the last four game series with the Saints with three RBI and a double. Over all in 10 games Pennell went 11-for-28 with three RBI and a .393 average. Pennell spent 18 games over two seasons with the San Diego Padres organization after signing as anon-drafted free agent in 2016. A native of Georgetown, Texas he was a teammate of Jackson Lowery at the University of Arkansas.

#12 Adrian Nieto



Adrian Nieto, born in Havana, Cuba and raised in Florida, comes to the T-Bones following a 2017 season where he played 68 games between AA Pensacola and AAA Louisville in the Cincinnati Reds organization. In 41 games at AA, he hit three home runs and drove in 15 runs, hitting at a .250 clip. At AAA Louisville, Nieto played in 27 games and batted .204 with six RBIs. Nieto was selected in the fifth round of the 2008 Major League Draft out of American Heritage High School in Plantation, Florida by the Washington Nationals. He would see limited action following the draft, playing in eight games going 5-for-23 with the Gulf Coast Rookie League Nationals. In 2009 in 42 games in the GCL, Nieto hit .228 with 17 RBIs and then would make the jump to low A full season Hagerstown in the South Atlantic League in 2010. With the Suns he hit .195 with two homers and 14 RBIs. In 2011 Nieto made three stops in the Washington system, starting the season at short season Auburn in the New York-Penn League where played in 30 games, hitting .302 with four home runs and 22 RBIs. He would see action in two games that July in the high A Carolina League with Potomac, going 1-for-5 and then finishing the season at Hagerstown where he hit .255 in 27 games with three home runs

and 12 RBIs. Nieto returned to the South Atlantic League in 2012 and hit .257 in 70 games with Hagerstown, including six long balls and 39 RBIs. In a short rehab stint, he played in eight GCL games during July of the 2012 season. His final season with the Nationals organization, Nieto played in a career high 110 games at high A Carolina with Potomac, hitting .285 with a career high 11 home runs and another career high 53 RBIs. He would throw out 33% of runners behind the plate defensively during the season. Nieto added another 13 games in the Arizona Fall League to his resume in 2013, hitting .271 (13-for-48) with six RBIs. The Chicago White Sox selected Nieto in the 2013 Rule 5 draft as the third pick overall, and he would spend the entire 2014 season with the “big club,” serving as the backup to Tyler Flowers. For the season, Nieto hit .236 with two home runs and seven RBIs and was the primary catcher for former T-Bones “ace” Scott Carroll. Nieto was also part of history in 2014 when the White Sox used four Cuban players in the same lineup on multiple occasions. Nieto joined Jose Abreu, Alexei Ramirez and Dayan Viciedo in the lineup— something that no other team had done in 45 years. He would return to the minors in 2015, playing in 81 games at AA Birmingham, hitting .207 for the Barons in the Southern League. Nieto would be released by Chicago after the 2015 season and ink with the Miami Marlins organization. He spent 37 games at AAA New Orleans and hit .195 with a homer and 19 RBIs in 2016. Nieto has also played parts of two seasons of winter ball, hitting in 2014-2015 and 2017-2018 with Gigantes in the Dominican Republic. The Cincinnati Reds signed Nieto to a minor league deal on January 2nd, 2017 and released him following the 2017 season. In 2013 Nieto played for the Spanish National Team in the World Baseball Classic and was a teammate of former Cleburne and Joplin Manager Gabe Suarez. Throughout his career behind the plate, Nieto has thrown out 31% of runners attempting to steal (139 CS out of 445 SBA), and he is a career .244 hitter at the plate with 40 home runs and 248 RBIs in 625 games. Nieto closed out his high school career by leading his team the state championship, batting .372 with 16 doubles, five home runs and 38 RBIs.

#11 Noah Perio Jr.



Noah Perio Jr comes to Kansas City after a strong first half of the season with St. Paul. While with the Saints, Perio Jr batted .311, with 17 RBIs and 57 hits. Perio Jr. spent his time in the infield playing 19 games at second base, 15 games at shortstop, eight games at first base, and two games at third base for the Saints where he had 115 putouts, 93 assists, and 35 double plays turned. The California native was drafted in the 39th round in the 2009 June amateur draft by the Florida Marlins. He spent the 2009 season playing for the Marlins in the Gulf Coast league where he hit .429 in four games with five RBIs and a stolen base. He moved on to the Jamestown Jammers in 2010, where he hit .258 in 59 games with 31 RBI's and seven stolen bases. Perio Jr. spent 2011 with Greensboro of the South Atlantic League. While with the Grasshoppers he hit .295 in 119 games with 6 home-runs and 52 RBI. The De La Salle graduate moved on in 2012 to Jupiter in the Florida State League. He hit .248 in 119 games for the Hammerheads, with 22 doubles and 40 RBI's. Perio Jr. split time in 2013 with the Jupiter Hammerheads and the Jacksonville Suns. While with the Hammerheads, Perio hit .241 in 43 games with

16 RBI and 6 stolen bases. He continued to have success in AA Jacksonville where the left-handed batter hit .232 in 57 games with 14 RBI and one homerun. Perio spent 2014 back with Jupiter in the Florida State league where he batted .241 in 96 games with 29 RBI and six stolen bases. Perio Jr. First experienced independent ball in 2015 when he joined the Sioux City roster. Perio hit .316 in 100 games with seven home-runs, 74 RBI and 18 stolen bases. Perio started 2016 with the Explorers playing in 35 games with a .338 average, 36 RBI's and three home-runs. He then moved on to Great Lakes in the Midland League. With the Loons, he batted .288 in 20 games before moving on to Tulsa in the Texas League. While with the Drillers, Perio hit .263 in seven games before finishing out the year with A+ Rancho Cucamongo in the California League. He batted .355 in 30 games for the Quakes adding 24 RBI's and six home-runs. Perio Jr. spent 2017 with AA San Antonio in the Texas League. He hit .281 in 112 games for the Missions while raking up 36 RBI's and four Homeruns.

#17 Dylan Tice



Dylan Tice comes to Kansas City following an All-Star season where he hit .327 for the Rockland Boulders of the CAN-AM League. Tice was tied for the team lead in batting average and would finish fifth overall in the circuit at the plate. He would add four home runs and 49 RBIs while scoring 72 runs. His 122 hits were good for fifth in the league, and he would lead the Boulders and the CAN-AM with 32 stolen bases. The Boulders traded Tice to Sugarland on February 26th.

Tice was drafted by the St. Louis Cardinals in the 36th round of the 2015 MLB Draft out of West Chester University of Pennsylvania. He would spend parts of two seasons with the Cardinals organization, reaching high A Palm Beach in the Florida State League in 2016. In 40 games he hit .288 with a homer and 18 RBIs in 2016. Tice spent eight games at low A Peoria in the Midwest League, hitting a home run and driving in six runs in 35 at bats, and he spent another 20 games at short season A State College in the

New York-Penn League with two long balls, 10 RBIs and a .281 batting average. Tice spent 41 games following the 2015 draft with the Cardinals Gulf Coast League club. He hit .280 with one home run and 22 RBIs in his rookie season.

2 Colin Walsh



Colin Walsh comes to Kansas City from Sugarland in the Atlantic League, where the California native hit .281 in 43 games with one home run and 15 RBIs for the Skeeters.

Walsh was originally drafted by the St. Louis Cardinals in the 13th round in the 2010 June draft. He spent four seasons in their system reaching the AA level. In 2017, Walsh saw time with three different teams. He played in 68 games in the Southern League at Jackson hitting .273 with 11 home runs and 31 RBIs. At AAA Fresno in the Pacific Coast League, Walsh played in 22 games hitting .266 with three RBIs. He finished the year with Corpus Christi in the Texas League. With the Hooks, he played in 12 games, hitting .146 with one homerun and 4 RBI. Walsh reached the major leagues in 2016 where he played 38 games for the Milwaukee Brewers, hitting .085 with two RBI. He spent the remainder of the year with AAA Nashville of the Pacific Coast League. While with the Sounds, he hit .259 in 59 games, with four home

runs and 26 RBIs. Walsh spent 2015 with Midland in the Texas League. He played in 134 games for the RockHounds with a .302 batting average, 13 home runs and 49 RBIs. In 2014, he played for three different ball clubs. He spent the most time with AAA Sacramento in the Pacific Coast League, hitting .272 in 47 games for the River Cats, with two home runs and 18 RBIs. The T-Bones are 33-18 on the season, having won seven of their last ten games. They take on the St. Paul Saints tonight at 7:05 for the second game in a four-game series.

MEET THE T-BONES PITCHERS

#15 Adam Bleday



Left-handed pitcher 23 year old **Adam Bleday** was born in Titusville, Pennsylvania. He was drafted by the Houston Astros in the 27th round of the 2017 draft. Bleday began his professional career in 2017 with the Astros rookie league team Greenville of the Appalachian League. While with the Astros he went 1-1 in nine games, with a 3.03 ERA and 35 strikeouts in 292/3 innings. He finished out the year with A- Tri-City in the New-York Penn League. While with the ValleyCats he went 1-1 in four games, with a 4.11 ERA and 15 strikeouts in 15 ⅓ innings.

Bleday made the next step up starting out 2018 with A Quad Cities in the Midwest League. While with the River Bandits, he went 2-2 in 11 games, with a 1.96 ERA and 37 strikeouts in 23 innings. Bleday continued to work his way up, next pitching seven games for A+ Buies Creek in the Carolina League. While with the Astros, he pitched in seven games with a 7.27 ERA and nine strikeouts in 8 ⅓ innings.

#50 Marcus Crescentini



Marcus Crescentini comes to Kansas City from A(Adv) Jupiter in the Florida State League. While with the Hammerheads, he appeared in two games working two innings of relief with a 4.50 ERA. The Florida native started 2018 with AA Jacksonville in the Southern League. With the Jumbo Shrimp, he appeared in 23 games, working 25.1 innings with a 3.91 ERA and 24 strikeouts. Crescentini began his professional career with the Los Angeles Dodgers organization in 2015. After being drafted in the 26th round, he would pitch 24 games in the Pioneer Rookie League, posting a 7.43 ERA in 26.2 innings with 42 strike outs. In 2016 he split time with 3 different organizations. Crescentini started the year playing for Great Lake in the Midwest League. With the Loons, he played in 16 games with an 0-2 record and a 7.71 ERA. After the Loons released him the Miami Marlins organization picked him up. Next he had a short four game stay with Batavia in the New York-Penn League. While with the Muckdogs, he pitched 4 innings with a 2.25 ERA. He finished out 2016 playing for A(full) Greensboro of the South Atlantic League. While with the Grasshoppers he pitched in 20 games, tossing


30.1 innings with a 2-3 record and a 1.48 ERA. He started 2017 with the Grasshoppers going 2-0 with a 1.03 ERA in 20 games. After his tenure in the South Atlantic League he moved on to A(Adv) Jupiter in the Florida State League. He pitched 16.1 innings in 13 games with a 2.20 ERA and 21 strikeouts for the Hammerheads.

#15 Joe Filomeno



#15 Joe Filomeno heads to Kansas City after being released by the Frisco RoughRiders. Filomeno went 0-1 with a 9.82 ERA in 7 innings with the AA Texas league team. He spent 2017 with the same ball club posting an 0-3 record with an 8.10 ERA in 29 games. In 2016, he played 30 games for the RoughRiders with a 2.20 ERA in 41 innings. Filomeno started 2016 with the A-Advanced High Desert Mavericks. While there he boasted a 0.57 ERA and a 1-0 record in 11 games. He played all of the 2015 season with the Hickory Crawdads of the South Atlantic League. He finished his time in Hickory with a 3-2 record while producing a 2.72 ERA in 56 ⅓ innings played. Filomeno was drafted by the Texas Rangers in the 2014 MLB draft. He played his rookie ball with the AZL Rangers going 2-0 in nine innings.

#36 Francisco Gracesqui



Francisco Gracesqui (Gru-zek-e) last pitched in 2015 with the New Jersey Jackals of the CAN-AM League for current T-Bones Manager Joe Calfapietra. With the Jackals, the New York City native appeared in 24 games, working 38.1 innings of relief with a 2.58 ERA with 46 strike outs. The lefty was part of a league-leading pitching staff that earned the lowest team ERA in the CAN-AM League and a part of a playoff club as well that season. Gracesqui began his professional career with the Toronto Blue Jays organization in 2012. After signing as a free agent, he would pitch in 22 games in the Gulf Coast Rookie League, posting a .288 ERA in 34.1 innings with 46 strike outs. In 2013 Gracesqui took the next step up the ladder to the rookie Appalachian League, tossing 22.1 innings with a 4-0 record and a 2.82 ERA. He would split time in 2014 with short season A Vancouver in the Northwest League and low A Lansing in the Midwest League. At Lansing he crafted a 2.11 ERA in 21.1 relief innings with 28 punch outs and a 1-2 record, and while at Vancouver, he did not allow an earned run in 14.1 innings, and he picked up a pair of wins to go 2-0. He would appear in two games for Lansing in 2015 and would not allow an earned run in two innings before he was released by Toronto.

#3 Kevin Hill



Kevin Hill comes to the T-Bones from AA Corpus Christi in the Texas League. With the Hooks, he appeared in 10 games working 18.1 innings with a 2-1 record and a 1.96 ERA. Hill began his professional career with the Houston Astros organization in 2016. After being drafted in the 25th round, he would pitch 13 games for the Tri-City ValleyCats, posting a 4.37 ERA in 35 innings with 22 strikeouts. In 2017, he split time between three different organizations. Hill started the year playing for Quad City in the Midwest League. With the River Bandits, he played 14 games with a 2-1 record and a 3.60 ERA. Hill moved on to A(adv) Buies Creek in the Carolina League where he played in 10 games pitching 34.1 innings of relief with 36 strikeouts. After his time with Buies Creek, he finished the year with AA Corpus Christi in the Southern League. The Oklahoma native played in two games for the Hooks with a 1-0 record and 0.00 ERA. Lee comes to Kansas City after spending the 2017 season with the Nationals in the Gulf Coast League. He played in three games and pitched 2.2 innings of relief. Lee began his professional career with the Washington Nationals organization in 2011. After being drafted in the 18th round, he would pitch ten games in the Gulf Coast League, posting a 4.05 ERA in 13


innings with 15 strikeouts. In 2012, the San Antonio native spent the season with A(Short) Auburn of the New York-Penn League. He pitched 13 games for the Doubledays with a 3-1 record and a 3.77 ERA. ERA and a 2-0 record. Lee spent 2016 in Harrisburg. This time, he pitched 45 games with a 3-1 record and a 4.32 ERA in 50 innings.

#36 Nick Lee



Nick Lee spent 2013 with A(Full) Hagerstown in the South Atlantic League. While with the Suns, he pitched 19 games, posting a 3.96 ERA in 91 innings with a 6-4 record. Lee split time between three different teams in 2014. He started the year with the Nationals of the Gulf Coast League. While there he pitched 8 innings with a 6.75 ERA. He then moved on to A(adv) Potomac of the Carolina League, pitching five games with a 10.05 ERA and an 0-2 record. He finished the season with A(Full) Hagerstown pitching 8.1 innings with a 7.56 ERA and a 1-0 record. Lee split time again in 2015 starting the season with Potomac in the Carolina League. He pitched 20 games, posting a 2.57 ERA in 28 innings with 28 strikeouts. Lee ended the season with AA Harrisburg in the Eastern League. He pitched 20 games posting a 3.75.

#24 Jackson Lowery



Kansas City has added **RHP Jackson Lowery** to the roster on August 4th, while the team was on their longest road trip of the season. Lowery retired all four of his batters in his debut at Lincoln that night and would go on to have a 2-1 record with a 3.12 ERA in 17.1 relief innings. He did make one spot start for the club, while adding 25 strike outs. Lowery is from Little Rock, Arkansas and pitched in college at the University of Arkansas in the SEC. Lowery signed a free agent contract with the Toronto Blue Jays after his senior season with the Razorbacks. In 2015, he made three stops in the Blue Jays system and spent last winter with the Canberra Cavalry of the Australian Baseball League. For his career the former Razorback is 6-4 with a 4.54 ERA in 85.1 innings.

#47 Pasquale Mazzoccoli



Pasquale Mazzoccoli was the Pirates 35th round pick in 2016 out of Texas State University in San Marcos, Texas. He would join Bristol in the Appalachian League after the draft in 2016 pitching 26.2 innings with 21 strike outs. Last year Mazzoccoli began the season with five scoreless innings in the New York-Penn League at West Virginia before going 3-1 with West Virginia in the South Atlantic League in 25.2 relief innings. Combined on the season the Katy, Texas native would strike out 35 batters in 34.2 innings pitched.

#35 Cody Winiarski



Cody Winiarski returns to the T-Bones where he was named the Reliever of the Year in the American Association in 2017. Winiarski earned Post Season All-Star honors by saving 21 games in 23 opportunities with a 5-1 record, striking out 66 in 52.1 innings with a 1.89 ERA for Kansas City. His 21 saves were the second most in the single season in T-Bones club history, just missing Kris Regas mark of 22 set in 2014.

Winiarski would walk just eight batters in 2017 with an 8:1 strike out to walk ratio. His 47 appearances were the second most games for a pitcher in T-Bones franchise history. Winiarski was also part of a record-setting staff for Kansas City. The T-Bones set the American Association single-season strike out mark as a staff at 897. On August 9th in Fargo, in the bottom of the ninth, Winiarski struck out the side to break the franchise mark single-season team strike out mark.

Winiarski, a former Chicago White Sox prospect, originally joined the T-Bones on January 13, 2017. The right-hander was selected in the 36th round by the Chicago White Sox in the 2011 draft out of the University

of Virginia. A native of Wisconsin, he was drafted out of Union Grove High School by the Philadelphia Phillies in the 36th round but did not sign in 2007. As a Junior at the University of Virginia, he would post a 4.68 ERA, working 75 innings, with a 5-0 record in 17 games with 14 starts. Winiarski then went 6-4 in 77 innings as a senior with a 2.92 ERA in 13 starts, appearing 19 games total. Over his four-year college career, he struck out 200 in 267 innings. With the White Sox system, Winiarski reached AA Birmingham in 2015, and over parts of five seasons he would post a 4-7 record with a 4.00 ERA in 157.2 innings with 197 strike outs. His 2015 season was cut short in June because of an arm injury, and he did not return to the White Sox until late 2016. After Tommy John surgery in July of 2015, he returned for one game in 2016 with the rookie level White Sox of the AZL.

Meet the “Man on the top step”



On November 30, 2016, **Joe Calfapietra** was named the T-Bones sixth manager in the club’s history. Calfapietra (pronounced Cal-fa-pee-eh-tra), 47, brings an overall record of 905-783 into his second season in Kansas City and his 18th season as a manager, all at the independent level. Calfapietra guided Kansas City to the second best overall franchise record in the club’s history (57-43) with the team finishing in a three-way tie for a post season spot for the league the wild card. The T-Bones did not advance due to a tie breaker but Calfapietra turned over the 2017 roster with only one hold over from the 2016 helping the club reached a franchise high of 84 days above .500 out of a 109 day season. Despite a 1-5 start to begin the season, his 2017 club reached .500 at 7-7 at Sioux Falls on June 2nd and stayed at or above for 93 days and 83 in a row. With the win on August 26th at Gary, Calfapietra won his 900th career game. He hit the 50-win mark August 23rd at home against Cleburne for the seventh straight season. Calfapietra spent 14 seasons as the manager of the New Jersey Jackals of the Can-Am League before taking over the dugout reigns of the T-Bones in 2017. While in New Jersey, only four of those 14 teams did not reach the postseason. The Jackals won the league championship in 2004, at the end of Calfapietra’s second season in New Jersey, and then his teams reached the league championship series in five consecutive seasons, 2011-15. In 2016, the Jackals went 62-38, before losing in the first round of the Can-Am playoffs. The T-Bones and Calfapietra’s Jackals faced each other seven times in interleague play since 2012, with New Jersey winning four of those games. Calfapietra started his coaching career in 1994 in this organization, when the T-Bones were in Duluth, Minn., and were known as the Dukes. In 2002, Calfapietra was the first-ever manager of the Gary

SouthShore RailCats, where he was the league manager of the year, before starting with New Jersey the following season. Calfapietra lives in Collegeville, Pa., with his wife and their two daughters, ages 17 and 11. Calfapietra is the T-Bones’ sixth manager since the team moved from Duluth prior to the 2003 season and when he took over in 2017 he replaced John Massarelli, who went 139-160 in three seasons with Kansas City, including 42-58 in 2016.

Joe Calfapietra’s Managerial Career

2000	—	Allentown	42	43	.494	No Postseason
2001	—	Allentown	43	47	.478	Postseason
2002	—	Gary	35	55	.389	No Postseason
2003	—	New Jersey	52	37	.584	Postseason
2004	—	New Jersey	54	39	.581	League Champions
2005	—	New Jersey	48	44	.522	No Postseason
2006	—	New Jersey	43	48	.473	No Postseason
2007	—	New Jersey	49	44	.527	Postseason
2008	—	New Jersey	43	51	.457	No Postseason
2009	—	New Jersey	55	39	.585	No Postseason
2010	—	New Jersey	42	50	.457	Postseason
2011	—	New Jersey	57	36	.613	Lost League Finals
2012	—	New Jersey	59	41	.590	Lost League Finals
2013	—	New Jersey	55	44	.556	Lost League Finals
2014	—	New Jersey	55	41	.573	Lost League Finals
2015	—	New Jersey	54	43	.557	Lost League Finals
2016	—	New Jersey	62	38	.620	Postseason
2017	—	Kansas City	57	43	.570	No Postseason lost tie breaker
Overall	—	18 seasons	905	783	.536	

Did you know?

-T-Bones Manager Joe Calfapietra was the first manager of the Gary SouthShore RailCats in 2002, going 35-55, a feat that may seem not too monumental at first glance. Yet, when you consider the team played their entire schedule on the road due to construction delays with their home ballpark, the numbers are impressive. For his efforts, he was named Manager of the Year

Next to 1000

-St. Paul Manager George Tsamis reached 1,000 career wins back on June 12th. He joined former Fargo boss Doug Simunic, current Gary Manager Greg Tagert and first year Chicago Dogs Manager Butch Hobson in the 1,000-win club in indy ball. Who is the next up to 1000 wins? Joe Calfapietra, who currently has 945 wins in his career.

T-BONES HIGHS & LOW

Miscellaneous Season Highs and Lows

Number of Days in 1st – 2 2nd – 60 3rd – 19 4th – 11 5th 1 6th

Most Games Above .500: 19 (7/24)

Most Games Below .500: 2 (5-20)

Number of Days Above .500- 56 Below .500- 6 At .500: 1

Longest Winning Streak: 9 (6/18-6/29)

Longest Winning Streak, Home: 7 (6/21- 7/02)

Longest Winning Streak, Road: 4 (5/20-5/27)

Longest Losing Streak: 2

Longest Losing Streak, Home: 3 (7/12-7/14)

Longest Losing Streak, Road: 2 (5/18-5/19)

Longest Series Win Streak: 3 (4 x) (6/18-6/21-, 6/22-6/24,626-28, 7/02-7/11)

Longest Series Win Streak, Home: 3

Longest Series Win Streak, Road: 3 (7/5 – 7/6)

Longest Series Losing Streak 1

Longest Series Losing Streak, Home: 1

Longest Series Losing Streak, Road: 1 (5/18-20 @WIC) (6/29-7/02 @CLE)

Largest Margin of Victory: 11 (6/3 WIC)

Largest Margin of Defeat: 13 (7/03 SF)

Largest Come-From-Behind Win: 5 (5/29 @SC, 5 run top 9th)

Largest Come-From-Behind Loss: 6 (6/29 Monger walk off seals Cleburne Win)

Longest Rain Delay: 1 hr 3 min L 8-6 Sioux City wins shootout

Most Errors Game Team: 4 (5/18 @WIC Loss 8-2) (5/28 @SC Loss 7-6)

Most Errors, One Game: 2 Walters (5/18 @WIC Loss 8-2) Edgerton (5/28@SC)

Most DP Turned, Game: 3

Most DP Against, Game: 4 (7/10 @LIN)

Miscellaneous Occurrences

Back-to-Back Homers: Zach Walter and Cal Towey in the second off Mateo of SC 6/12/18

Back-to-Back Allowed: 0

Complete Game: 0

CG Against: 0

Shutout Wins: 4 (6/7 @TEX 8-0) (6/12 SIO 6-0) (6/26 LIN 7-0)(7/5 @TEX 1-0) (7/21 TEX 1- (7/22 TEX 4-0)

Shutout losses: 1 (6/2 WIC 1-0)

Complete Game Shutout:0

Complete Game Shutout against: 0

No-Hitter: 1 (7/5 @TEX)

Multi-Homer Games: Zach Walters (2) 5/25 @CHI), Mason Davis (2) 7/17 @CLE

Multi-Homer Games Against: 2 (5/29 CLE, Monger, Scott)

Grand Slam:

Grand Slam Allowed: 2 5/29 (Levi Scott)

5+ RBI Games: 1

Inside the Park HR: 0

Sellouts: 5/25 @ CHI

T-Bones Records...

Note	Rec.
Commit 0 errors	20-9
Commit 1 error	14-3
Commit 2 errors	5-7
Commit 3 errors	1-0
Commit 4+ errors	0-2
Walk 4 or more times	15-10
Allow 4 or more walks	12-8
Score in First Inning	11-7
Opponent Scores in First	6-10
Starting Right-hander	34-18
Starting Lefthander	5-2
Facing Right-handed Starter	33-15
Facing Left-handed Starter	6-5
Leading after 6 innings	24-3
Leading after 7 innings	26-3
Leading after 8 innings	27-0
Trailing after 6 innings	5-14
Trailing after 7 innings	3-14
Trailing after 8 innings	3-15
Tied after 6 innings	2-2
Tied after 7 innings	3-3
Tied after 8 innings	2-4
Starter leaves with lead	31-2
Starter leaves trailing	6-17
Starter leaves tied	6-3
Opp. Starter leaves leading	5-14
Opp. Starter leaves trailing	24-4
Opp. Starter leaves tied	5-4
T-Bones Starter more IP	22-8
Opp. Starter more IP	11-11
Starters Same IP	5-2
Quality Start	22-4
Opponent Quality Starts	10-8
Both Quality Starts	6-3
No HR	16-8
1 HR	17-10
2+ HR	5-2
No HR Allowed	21-5
1 HR Allowed	12-7
2+ HR Allowed	3-9
In May	8-5
In June	17-9
In July	14-7
In August	0-0
In September	0-0
On Sunday	6-3
On Monday	4-2
On Tuesday	7-3
On Wednesday	9-1
On Thursday	5-2
On Friday	5-5
On Saturday	4-5
White Sleeveless Pinstripe	0-1
White jerseys	4-1
Travel Greys	2-0
Maroon BP tops	17-9
Black BP tops	14-9
Special Jerseys	0-1
After Off Day	3-3

0)

Team Batting

Runs (Game) 13 (6/29 CLE)
Runs (Inning)..... 9 (5/30 @SC)(6/8 @WIC)
Hits (Game).....19 (6/18 WIN)
Hits (Inning).....6 (5/30 @SC) (6/8 @WIC)
Fewest Hits..... 3 (7/5 @TEX G2)
Fewest Runs.....0 (6/01 WIC)
HR's (Game).....5(7/17 @CLE)
HR's (Inn).....2(5/18 @WIC)(7/17) @CLE)
Extra Base Hits.....5 (5/30 @SC)
Batters in Inn.....14 (6/8 @WIC)
Walks9 (6/29 @CLE)
Strikeouts (game).....14 (5/18 @WIC) (6/8 @WIC)
Stolen Bases (game)..... 4 (5/28 @SC) (7/20 @SC)
Errors (game).....4 (5/18 @WIC)(5/27 @SC)

Records By Opponent

vs. St. Paul	1-3	1-3	
vs. Sioux City	4-4	2-2	2-2
vs. Chicago	3-0		3-0
vs. Gary	2-1	2-1	
vs. Wichita	4-5	1-2	3-3
vs. Fargo-Moorhead	1-2		1-2
vs. Sioux Falls	2-1	2-1	
vs. Lincoln	7-0	4-0	3-0
vs. Texas	7-3	2-1	4-2
vs. Winnipeg	3-0		3-0
vs. Cleburne	6-2	3-0	5-2
Totals	40-21	17-10	23-11

Team Pitching

Runs (Game).....14 (6/29 @CLE)
Runs (Inning).....7 (7/14 STP)
Fewest Runs (Game)...0 (6/6 @ TEX) (6/12 SIO) (6/26 LIN) (7/21 TEX) (7/22 TEX)
Most Hits (Game).....14 (6/29 @ CLE)
Most Hits (Inning)..... 6 (6/29 @ LE)
Fewest Hits (besides no hitter).....3 (7/21 TEX)
HR's (Game).....4 (6/29 @CLE)
HR's (Inning).....2 (6/29 @CLE)
Batters in an Inning.....12 (7/14 STP)
Walks.....10 (6/29 @CLE)(7/14 STP)
Strikeouts (9 in).....10 (6/6 @TEX) (6/30 @ CLE) (7/15 LIN)
Strikeouts extra in.....
SB Against..... 2(5/28 @SC)

Attendance/Times

Largest Home Crowd..... 6,180 (6/24 CLE)
Smallest Home Crowd.....2,109 (7/02 SF)
Largest Road Crowd..... 6306 (5/25 @CHI)
Smallest Road Crowd..... 592 (5/29 @SC)
Avg. Time of Game.....3:00
Longest Home Game (Innings)... 11(7/21 TEX)
Long 9 Inn Home Game (Time).... 4:16
Long Xtra Inn Game (Time) 3:34 (6/24 CLE)
Shortest Home Game..... 2:24
Shortest Home Game (Weather)....
Longest 9 Inning Road Game... 3:17 (7/7 @TEX))
Longest Xtra Inning Home Game (Innings).... (11)
Longest Xtra Inning Road Game (Innings).... (14)
Longest Xtra Inning Home (Time)...3:32 (6/24 CLE)
Longest Xtra Inning Road (Time)... 4:05 (6/29 @CLE)
Shortest 9 Inning Road Game...2:35
Shortest 7 Inning Home Game...
Shortest 7 Inning Road Game 1:51
Rainouts...6/7 @ Texas
Delays...1:03
Longest Delay...1:03
Suspended Games...
T-Bones Ejections...Nick Torres 5/24 GAR, Cal Towey 5/28 @SC, 6/9 @WIC, Adrian Nieto 6/16 @F&M, Walters 7/7 @TEX, Irvine 7/17 @CLE

T-Bones Schedule

Date	Time	Opponent	Score	Winning Pitcher	Losing Pitcher	Saves	Att	Record	Streak	+/- .500)
5/18	3:16	@WIC	8-2	Banwart (1-0)	Paula (0-1)		4272	0-1	-1	-1
5/19	2:35	@WIC	5-2	Harman (1-0)	Adkins (0-1)		2144	0-2	-2	-2
5/20	2:41	@WIC	3-1	Gracesqui (1-0)	Tillman (0-1)	Winiarski (1)	1392	1-2	+1	-1
5/22	4:08	GAR	6-2	Mckenzie (1-0)	Collier (0-1)		5029	1-3	-1	-2
5/23	3:101	GAR	5-3	Astin (1-0)	Quintana (0-1)	Winiarski (2)	2860	2-3	+1	-1
5/24	3:48	GAR	5-3	Adkins (1-1)	Gunn (1-1)	Winiarski (3)	4,232	3-3	+2	0
5/25	2:54	@CHI	8-4	Mazzoccoli (1-0)	Downing (0-1)		6,317	4-3	+3	+1
5/26	2:58	@CHI	4-2	Astin (2-0)	Turnbull (1-1)	Diaz (1)	NA	5-3	+4	+2
5/27	3:22	@CHI	8-6	Collier (1-1)	Moeller (0-1)	Gracesqui(1)	2,862	6-3	+5	+3
5/28	3:46	@SC	7-6 (10)	Schuster (1-0)	Diaz (0-1)		2,225	6-4	-1	+2
5/29	2:51	@SC	7-6	Mazzoccoli (2-0)	Fallwell (1-1)	Gracequi (2)	591	7-4	+1	+3
5/30	3:09	@SC	10-2	Paula (1-1)	Markel (0-1)		895	8-4	+2	+4
5/31	2:44	@SC	5-4	Flores (1-0)	Eusebio (0-1)		NA	8-5	-1	+3
6/1	2:51	WIC	1-0	Osburn	Collier (1-2)		3,621	8-6	-2	+2
6/2	3:24	WIC	3-1	Bowen (1-0)	Gracesqui (1-1)	Tillman (5)	5,329	8-7	-3	+1
6/3	2:58	WIC	13-2	Irvine (1-0)	Cooper (2-1)		3,048	9-7	+1	+2
6/5	2:51	@TEX		Weiqiang (1-2)	Adkins (1-2)	Hernandez (1)	1,389	9-8	-1	+1
6/6	2:34	@TEX	8-0	Astin (3-0)	Matzek (0-2)	Buckelew (1)	1,313	10-8	+1	+2
6/7				Rain Out						
6/8	2:59	@WIC	11-3	Diaz (1-1)	Campbell (0-3)		2,963	11-8	+2	+3
6/9	3:15	@WIC	11-2	Carroll (1-0)	Cooper (2-2)		3,474	12-8	+3	+4
6/10	2:50	@WIC	7-6	Tillman (1-2)	Diaz (1-2)		3,268	12-9	-1	+3
6/11	2:54	SIO	8-6	Astin (3-1)	Flores (2-0)	Karch (3)	2,046	12-10	-2	+2
6/12	2:38	SIO	5-0	Buckelew (1-0)	Mateo (3-2)		2,812	13-10	+1	+3
6/13	3:41	SIO	9-8	Collier (1-3)	Dykstra (5-0)	Karch (4)	5,541	13-11	-1	+2
6/14	3:08	SIO	9-5	Carroll (2-0)	Jordan (4-1)		4,751	14-11	+1	+3
6/15	2:44	@FAR	6-4	Irvine (2-0)	Waite (1-2)	Diaz (2)	3,069	15-11	+2	+4
6/16	3:13	@FAR	5-4	Ballew (4-1)	Filomeno (1-1)	McCurry (6)	2,686	15-12	-1	+3
6/17	3:05	@FAR	8-6	Buchelew (1-1)	Soloman (3-3)	McCurry (7)	NA	15-13	-2	+2
6/18	3:01	@WIN	9-3	Collier (2-3)	Rosario (2-2)		5,044	16-13	+1	+3
6/19	2:53	@WIN	7-3	Scott Carroll (3-0)	Edwin Carl (4-2)	Sam Street (1)	N/A	17-13	+2	+4
6/20	2:46	@WIN	6-3	Lucas Irvine (3-0)	McGovern (2-3)	Diaz (3)	3,387	18-13	+3	+5
6/22	2:51	CLE	7-3	Barrett Astin (4-1)	Mincey (0-3)		4,803	19-13	+4	+6
6/23	2:58	CLE	5-4	Buckelew (2-1)	Young (1-4)	Diaz (4)	6,180	20-13	+5	+7
6/24	3:32	CLE	6-5	Filomeno (2-1)	Blackwell (2-4)		3,851	21-13	+6	+8
6/26	2:51	LIN	7-0	Carroll (3-0)	Tamburino (4-1)		2,244	22-13	+7	+9
6/27	2:26	LIN	7-1	Irvine (4-0)	Herron (4-4)		3,005	23-13	+8	+10
6/28	2:49	LIN	6-2	Astin (5-1)	Kinman (2-1)	Diaz(5)	4,022	24-13	+9	+11
6/29	4:05	@CLE	14-13	Shawn Blackwell (4-4)	Sam Street (0-1)		1,703	24-14	-1	+10
6/30	3:18	@CLE	7-4	Collier (3-3)	Gunn (1-1)			25-14	+1	+11
7/1	2:37	@CLE	5-2	Mortenson	Gracesqui			25-15	-1	+10
7/2	2:46	SF	3-2	Winiarski (1-0)	Nordgren (0-2)	Diaz(6)	2109	26-15	+1	+11
7/3	2:46	SF	14-1	Esch (4-2)	Astin (5-2)		5,381	26-16	-1	+10
7/4	2:53	SF	3-2	Filomeno (3-1)	Wolfe (0-1)	Diaz(7)	6157	27-16	+1	+11
7/5	2:15	@TEX	4-3	Crescentini (1-0)	Yanyong (0-2)	Diaz (8)	N/A	28-16	+2	+12
7/5	1:51	@TEX	1-0	Gracesqui(2-2)	Jianzeng (0-3)	Winiarski (4)	1078	29-16	+3	+13
7/6	3:10	@TEX	6-2	Adkins (2-2)	Jinghao (0-3)		41579	30-16	+4	+14
7/7	3:17	@TEX	6-5	Yusong (2-0)	Irvine (4-1)	Contreras	2623	30-17	-1	+13
7/9	3:11	@LIN	12-9	Astin (6-2)	Kourtis	Winiarski (5)	N/A	31-17	+1	+14
7/10	2:38	@LIN	2-1	Collier(4-3)	Wooten	Filomeno (3-1)	2588	32-17	+2	+15
7/11	3:06	@LIN	8-5	Adkins (3-2)	Robichaux (2-4)	Winiarski (5)	3,305	33-17	+3	+16
7/12	2:40	STP	9-2	Irvine (4-2)	Nunn (2-1)		4,029	33-18	-1	+15
7/13	3:35	STP	4-1	Jake Matthys (4-3)	Mazzoccoli (2-1)	Jones (3)	3,787	33-19	-2	+14
7/14	3:18	STP	10-8	Ryan Schlosser (2-0)	Astin (6-3)	Devine	4930	33-20	-3	+13
7/15	2:13	STP	5-1	Collier (5-3)	Foss (1-1)	Hill (1)	3,241	34-20	+1	+14
7/16	3:11	@CLE	10-4	Hunter Adkins (4-2)	Mouzakes (1 -5)		1,104	35-20	+2	+15
7/17	3:44	@CLE	11-7	Marcus Crescentini (2-0)	Sanchez (1-2)		1,143	36-20	+3	+16
7/18	3:16	@CLE	8-3	Lee (1-0)	Mortensen (3-3)		999	37-20	+4	+17
7/20	3:31	TEX	11-9	Wright (2-1)	Winiarski (1-1)	Contreras (8)	6,006	37-21	-1	+16
7/21	2:43	TEX	1-0	Crescentini (3-0)	Yanyong (0-4)		4,507	38-21	+1	+17
7/22	2:24	TEX	4-0	Adkins (5-2)	Quan (0-5)		2,827	39-21	+2	+18
7/23	2:34	LIN	6-3	Bleday (1-0)	Bircher (3-5)	Winiarski (6)	2,832	40-21	+3	+19

2018 SEASON TRANSACTIONS LIST

5/19/18: RHP Cody Martin contract purchased by the New York Mets.

5/22/18: OF Adam Brett Walker contract purchased by the Washington Nationals. Signed **RHP Barrett Astin**. Activated **RHP Jackson Lowery** from the disabled list.

5/23/18: Signed OF Johnny Davis and placed **LHP Cody Dickson** on the disabled list.

6/2/18: Signed RHP Scott Carroll and placed **RHP Luis Paula** on the inactive list. Signed **LHP Joe Filomeno** and Released **IF Jordan Edgerton**.

6/4/18: OF Johnny Davis signed by Tecolotes Dos Laredos in the Mexican League.

6/22/18: Signed IF Mason Davis and moved **RHP Cody Winiarski** from the Disabled List to the Inactive List and placed **INF Cal Toney** on the Disabled List.

6/25/18: 2B Taylor Featherston Signs T-Bones

6/26/18: SS Angel Rosa Traded to Cleburne Railroaders for player to be named later

6/27/18: SP Scott Carroll signs to play in Mexican Baseball League

7/2/18 RHP Cody Winiarski activated from inactive list

7/3/18: LHP James Buckelew contract sold to the Chicago Cubs.

7/4/18: Sign RHP Marcus Crescentini.

7/6/18: Sign LHP Nick Lee and **RHP Kevin Hill.**

7/7/18: LHP Carlos Diaz contract purchased by the Cincinnati Reds.

7/8/18: Trade IF Zach Walters to St. Paul for IF **Noah Perio Jr**

7/13/18: Sign IF Colin Walsh and **RHP Ian Hardman.**

7/17/18: OF Nick Torres contract sold to Texas Rangers.

7/18/18: Place RHP Lucas Irvine to disabled list, move **RHP Sam Street** to Inactive List and place **LHP Cody Dickson** on irrevocable waivers.

7/19/18: Sign LHP Jayson Aquino

7/20/18: Released RHP Ian Hardman and signed **LHP Adam Bleday.**

7/24/18: IF Taylor Featherston contract sold to the Cincinnati Reds. Signed **IF Alay Rafael Lago.**