



# OFFICIAL GAME INFORMATION

T-Bones (50-28, 2<sup>nd</sup> South) at Sioux City Explorers (58-21, 1<sup>st</sup> South)

RHP Lucas Irvine (5-3, 5.55) at RHP Luis Mateo (9-4, 4.16)

Game 79 – Road Game 44

8/12/18 — Mercy Field at Lewis and Clark Park, Sioux City, IA 6:05 pm

Series: Game 4 of 4

[On air at T-&Bones MixLR Channel](#)

## AA SOUTH STANDINGS

| Team       | W  | L  | GB   | Last Game   |
|------------|----|----|------|-------------|
| Sioux City | 58 | 21 | -    | L 2-1 KC    |
| T-Bones    | 50 | 28 | 7.5  | W 2-1 @ SC  |
| Wichita    | 48 | 30 | 9.5  | L 9-5 @ CLE |
| Lincoln    | 37 | 41 | 20.5 | L 4-1 TEX   |
| Cleburne   | 26 | 52 | 31.5 | W 9-5 WIC   |
| Texas      | 20 | 58 | 37.5 | W 4-1 @ LIN |

## Sizzle Facts

|                         |                        |   |
|-------------------------|------------------------|---|
| Streak: W1              | Last 5: 3-2            | Last 10: 5-5                              |
| Home: 23-12             | Away: 27-16            | Vs. SC: 5-6                               |
| South: 35-18            | North: 15-10           | Month: 6-4                                |
| Runs/Rank<br>435 / 2nd  | HR/ Rank<br>59 / T 8th | OBP/ Rank<br>.367 / 2nd                   |
| AVG/ Rank<br>.292 / 2nd | ERRORS/<br>68 / 7th    | OPS/Rank<br>.792 / 2nd                    |
| WHIP/Rank<br>1.31 / 2nd | ERA/Rank<br>3.85 / 3rd | Strike Outs/Rank<br>606 / 3 <sup>rd</sup> |

## T-BONES LEAGUE LEADERS

|            |                                      |
|------------|--------------------------------------|
| <b>AVG</b> | Todd Cunningham (.361) 3rd           |
|            | Adrian Nieto (.311) 18 <sup>th</sup> |
| <b>R</b>   | Todd Cunningham (51) T 9th           |
|            | Keith Curcio (46) T 12th             |
| <b>HR</b>  | Keith Curcio (9) T 8th               |
|            | Mason Davis (6) T 11th               |
| <b>2B</b>  | Todd Cunningham (20) T 5th           |
|            | Noah Perio Jr. (17) T 8th            |
| <b>H</b>   | Noah Perio Jr. (91) 12th             |
|            | Todd Cunningham (86) 16th            |
| <b>RBI</b> | Keith Curcio (43) T 16 <sup>th</sup> |
|            | Noah Perio Jr (41) T 17th            |
| <b>SB</b>  | Mason Davis (17) T 6th               |
|            | Keith Curcio (15) 8th                |
| <b>ERA</b> | Hunter Adkins (3.13) 6th             |
|            | Tommy Collier (3.17) 7th             |
| <b>SO</b>  | Tommy Collier (106) 1st              |

## Last Five

| Day  | Opp | Result/Notes                      |
|------|-----|-----------------------------------|
| 8/11 | @SC | W 2-1                             |
| 8/10 | @SC | L 3-2 in 11 <sup>th</sup>         |
| 8/9  | @SC | L 7-5 after late rally            |
| 8/8  | TEX | W 4-2 KC sweeps the AirHogs       |
| 8/7  | TEX | W 6-4 two home runs power T-Bones |

## By the Numbers

|                         |                      |
|-------------------------|----------------------|
| Day...7-4               | Night...43-24        |
| Series...17-4-3         | Sweeps...7-1         |
| Series Open...15-11     | Series Middle...18-9 |
| Series Finale...16-10   | Rubber Match...2-0   |
| Last At-Bat...8-15      | Walk-Off...3-4       |
| Comeback...10-2         | Extra Innings...5-4  |
| Doubleheader...2-0      | Score First...34-8   |
| Allow First Run...16-19 | 1-Run Game...11-11   |
| 2-Run Game...8-6        | 3-Run Game...8-5     |
| 4+Run Game...23-8       | More hits...42-9     |
| Fewer hits...6-16       | Same hits...3-3      |
| Scoring 0-3...11-15     | Scoring 4-6...18-10  |
| Scoring 7+...20-3       | Allow 0-3...32-7     |
| Allow 4-6...16-7        | Allow 7+...2-14      |

## Last Game

The T-Bones staged one of their most dramatic comebacks of the season with a 2-1 win over Sioux City. Jose Sermo broke a scoreless tie in the seventh with a solo home run with one out to take the lead for the X's. KC got the first man on in the top of the ninth on a lead off error by Luis Durango to leave the inning wide open. Adrian Nieto delivered a pitch hit RBI single and Mason Davis followed two batters later with the game winning double. Tommy Collier went eight for the win with Cody Winiarski working a 1-2-3 bottom of the ninth for the save.

## Today

The series wraps up with the final game of the four-game series. The T-Bones will send out KCMO native RHP Lucas Irvine (5-3, 5.55) to face RHP Luis Mateo (9-4, 4.16) for Sioux City.

## vs. Sioux City

This is the third series of the season between the two clubs with the series upper hand going to the X's with a 6-5 lead in the season series. The T-Bones are 36-39 all time in the AA vs. the X's.

| Offense     | T-Bones               | X's        |
|-------------|-----------------------|------------|
| <b>Avg</b>  | .292 (2nd)            | .302 (1st) |
| <b>Runs</b> | 435 (2nd)             | 487 (1st)  |
| <b>HR</b>   | 59 (T 8th)            | 46 (9th)   |
| <b>SB</b>   | 96 (3 <sup>rd</sup> ) | 108 (1st)  |
| <b>BB</b>   | 296 (4th)             | 298 (2nd)  |
| Pitching    |                       |            |
| <b>ERA</b>  | 3.85 (3rd)            | 3.40 (1st) |
| <b>SO</b>   | 606 (3rd)             | 704 (1st)  |
| <b>BB</b>   | 265 (6th)             | 231 (11th) |
| <b>SV</b>   | 26 (3rd)              | 29 (2nd)   |
| Defense     |                       |            |
| <b>E</b>    | 68 (T 4th)            | 71 (5th)   |


## Roster Moves

The T-Bones RHP Wirkin Estevez has signed to play in AAA Mexico.

## Moving on up

Wirkin Estevez is the third player to sign as a free agent with the AAA Mexican League. Add those three to the T-Bones have lost 11 players during the season yet still somehow are still in the hunt and reached a franchise best 23 games above .500 last week. Dylan Tice became the 38th Kansas City player and the eighth this season to have his contract purchased while with the T-Bone last week. In May, the Washington Nationals purchased the contract of outfielder Adam Brett Walker, and the New York Mets purchased the contract of right-handed pitcher Cody Martin. On July 3, the Cubs purchased the contract of left-handed T-Bones pitcher James Buckelew. On July 7, the Cincinnati Reds purchased the contract of left-handed pitcher Carlos Diaz. On July 13, the Seattle Mariners purchased the contract of left-handed pitcher Joe Filomeno, and on July 17 the Texas Rangers picked up OF/IF Nick Torres. Taylor Featherston was plucked from the roster less than two weeks ago by the Cincinnati Reds on July 24th. Add IF/OF Frank Duncan to the mix signed by the Dodgers just a week before spring trainings. On that note the club has lost the #6 Dylan Tice and #9 Nick Torres ranked batting averages in the league.

## Follow us on Social Media!



|      |     |            |         |
|------|-----|------------|---------|
| 8/13 |     | Off Day    |         |
| 8/14 | F&M | TBA at TBA | 7:05 pm |
| 8/15 | F&M | TBA at TBA | 7:05 pm |
| 8/16 | F&M | TBA at TBA | 7:05 pm |
| 8/17 | F&M | TBA at TBA | 7:05 pm |



## Steak Bites

### Up next

The T-Bones travel home and enjoy a Monday off before hosting Fargo-Moorhead in a three-game series from T-Bones Stadium.

### Extra Extra

The T-Bones lead the circuit with 150 doubles. The American Association record for doubles is 251 set by Amarillo in 2011. The T-Bones franchise record for two baggers is 212 set in back to back seasons in 2007 and 2008.

KC is second in the AA in extra base hits, but it is a heck of a race with Lincoln at the plate. The T-Bones have 227 while Lincoln has 229.

### High Water Mark History

With the current record of 50-28 the T-Bones are 22 games above .500. Until this season the franchise had never been 15 games above in either league or location. The club has peaked this year at 23 games above on the last road trip and again this week. The T-Bones are ahead of last year's pace by four games. In 2017 after 77 games KC sat at 46-32 and would go on to finish at 57-43 the second-best record in club history. Joe Calfapietra arrived on the scene last season and during his tenure the T-Bones have been above .500 for 160 days including the last 83 days of the 2017 season. Last season the team was 15 games above .500 on August 13<sup>th</sup> the highest of the season and at the time the second highest number in franchise history. The 2010 team finished 58-42 in Tim Doherty's first season at the helm on KC the highest point until the T-Bones passed that mark earlier this month.

| Year | Days<br>above .500 | Notes  |
|------|--------------------|--|
| 2018 | 61                 | From 5/25 on   |
| 2017 | 83                 | From 6/14 to the end of the season                                 |
| 2016 | 3                  | Team was 7-7 on 6/1, the latest the club was at .500 in 2016       |
| 2015 |                    | Reached .500 on 9/1, the second to last day of the season          |
| 2014 | 1                  | 1-1 to start 2013, the last point the team was at .500 that season |
| 2013 | 1                  | 1-1 to start 2013, the last point the team was at .500 that season |
| 2012 | 66                 | At or above .500 for 66 games from 6/22 to end of season           |

### 50 and counting

Kansas City surpassed the franchise win total for all of last season (42) on August 9<sup>th</sup>. The team went 42-58 on 2016. The franchise record for wins in a season is 58 from 2010. KC would go to a 57-43 mark to finish the 2017 season with the second-best record in franchise history. The Team is on pace to break that mark this season.

2010- 58-42

2017- 57-43

2012 -51-49

2015 – 49-51

2004, 2011, 2014 – the team won 48 games each year

### On the air

Dan Vaughan returns for his second season as the “voice of the T-Bones.” Vaughan spent the previous four years with the Gary SouthShore RailCats and is the Australian summer voice of the Perth Heat of the Australian Baseball League during the USA winters. The game audio can be heard on [tbonesbaseball.com](http://tbonesbaseball.com) and on the [T-Bones MixLR Channel](#) and the MixLR app. The pregame begins at 6:40 with “The Top Step with Manager Joe Calfapietra.” [AmericanAssociationBaseballTV.com](http://AmericanAssociationBaseballTV.com) carries the video stream of all home games. The full pregame show can be heard online on the radio side with Lilly Stewart providing the news and scores around the American Association and Jackson Mealman brings fans the Dugout Report and the post-game segments from the field and clubhouse. On the road Vaughan is a one man band with the audio stream heard on [AmericanAssociationBaseballTV.com](http://AmericanAssociationBaseballTV.com) in addition to flagship home on [T-Bones MixLR Channel](#). For fans that want to hear the game inside the ballpark tune into **107.9 FM** on your radio dial to hear all the live radio action.

### The Eleven

Just how many of the opening night T-Bones are still around? Here was the opening night lineup:

1. **Keith Curcio CF – Still with T-Bones**
2. Dexter Kjerstad LF – Traded to Winnipeg
3. Zach Walters 3B – Traded to St. Paul
4. Adam Walker DH -Signed by Nationals
5. Nick Torres RF – Signed by Texas
6. Cal Towe 1B -Injured inactive list
7. **Adrian Nieto C -Still with T-Bones**
8. Angel Rosa SS – Traded to Cleburne
9. Dylan Tice 2B – Signed by Mets

The starting pitcher that night was Luis Paula who is now inactive due to injury who replaced the original scheduled opening night starter Cody Martin who got off the bus on the way to the ballpark in Wichita to board a flight to AAA with the New York Mets. There are 11 players with the T-Bones still from opening night. The other 9 are **Tucker Pennell** and pitchers **Lucas Irvine, Barrett Astin, Pasquale Mazzocoli, Jackson Lowery, Cody Winiarski, Tommy Collier, Hunter Adkins and Francisco Gracesqui.**

### The Last Time

The last time KC was in Sioux City on May 31<sup>st</sup> only Adrian Nieto and Keith Curcio were in the lineup and Tucker Pennell was the extra man.

### Down the Dog Days Stretch

KC has 22 games remaining, while rival Wichita, who trails the KC nine by 2.0 in the wild card race, have 22 games left. The two teams will play each other for the final three regular season home games during the final nine game home stand. The T-Bones have 15 home games and 7] road games left while the Wingnuts have 14 home and 8 road contests. The combined winning percentage of the clubs left on each team’s schedule is .522 for KC and .513 for Wichita.

| AA WILD CARD STANDINGS |    |    |      |           |                        |
|------------------------|----|----|------|-----------|------------------------|
| Team                   | W  | L  | GB   | Home/Away | Key Dates              |
| T-Bones                | 50 | 28 | ---- | 15 7      | 2 @SC 3 vs WIC 3 @GAR  |
| Wichita                | 48 | 30 | 2.0  | 14 8      | 3 @KC 2 vs GAR 3 vs SC |
| Lincoln                | 37 | 41 | 13.0 | 10 12     | Every day              |

## **HOT T-BONES**

### At the plate

-**Noah Perio Jr.** has eight RBI in his last 10 games.

-**Mason Davis** had his second three hit night in his last 10 games Friday night. He has six multi-hit games in his last 16 games played. Last night was his second last at bat go ahead RBI on the road this season. The first was in Cleburne in July.

-**Adrian Nieto** had the first pinch hit RBI for KC this season last night.

### On the hill

-**Tommy Collier** had 48 K’s in his last 44 innings and the team has won the last 10 of his starts.

-**Jackson Lowery** has worked his last eight outings scoreless. He has added 13 strike outs in eight innings including retiring 11 in a row over the last homestand and the last road trip.

-**Marcus Crescentini** has 21 K’s in his first 12.2 IP.

-**Kevin Hill** has allowed just 1 earned run his last 7.1 over eight appearances.

-**Cody Winiarski** has struck out eight in his last four appearances combined in a total off four innings.

## THE LAST TIME...

|   |              |                                  |
|---|--------------|----------------------------------|
| T-Bones scored 10 runs in a game                | 6/29/18      | @CLE (L 14-13)                   |
| T-Bones recorded 15 hits in a game              | 8/2/18       | @SF (15 H) (9-6 W)               |
| T-Bones shut out their opponent                 | 7/27/18      | CHI (4-0)                        |
| T-Bones won with a walk-off                     | 7/28/17      | CHI (4-3) in 10                  |
| T-Bones swept a series                          | 8/6-8/8      | Vs TEX (3-0)                     |
| T-Bones won 5 games in a row                    | 6/18-6/29/18 | 9 games                          |
| A T-Bone had 4 hits in a game                   | 8/1/18       | @SF Cunningham 4-for-6           |
| A T-Bone had 5 hits in a game                   | 8/1/17       | @CLE Cedric Hunter (5)           |
| A T-Bone had 5+ RBIs in a game                  | 6/26/18      | LIN Nick Torres (5)              |
| A T-Bone hit at least 2 HRs in a game           | 7/18/18      | @CLE Mason Davis (2)             |
| A T-Bone hit a grand slam                       | 6/27/17      | @LIN Kyle Petty                  |
| A T-Bone pitcher threw a complete game (9 IP)   | 8/12/16      | Jarred Messer                    |
| A T-Bone pitcher struck out at least 10 batters | 7/27/18      | Tommy Collier (11)               |
| A T-Bone pitcher threw a no-hitter              | 7/5/18       | Combined in 7 innings (1-0 @TEX) |

# On This Date...

August 12, 2017

## **Team Record 25 Hits Propel T-Bones to 19-7 Win**

The Kansas City T-Bones (43-31) pounded out a team record 25 hits at Newman Outdoor Field Wednesday night as they reclaimed a share of first place with a 19-7 win over the Fargo-Moorhead RedHawks (42-30).

A nine-run first inning set the tone for Kansas City as the T-Bones scored four times before Fargo starter Tyler Seaman (1-2) collected an out. A single by Ray Sadler drove in the first two runs of the frame and RBI singles from Jim Fasano and Brian Joynt pushed the score to 4-0. After a flyout, Seaman surrendered his fourth hit of the inning before Matt Petrussek entered and walked Jimmy Mojica to force in the fifth run. Jacob Blackwood (pictured) capped off the scoring two batters later with a grand slam.

Seaman was charged with seven runs on four hits, two walks, and a hit batter while collecting just one out in the loss. Fargo scored three times against Kevin Light (3-0) in the second, picking up two on a home run by Kole Zimmerman. An RBI single by Jesse Hoorelbeke in the third made the score 9-4.

Light went six innings for Kansas City, surrendering four runs on six hits in the victory.

The T-Bones chased Petrussek in the fourth with a four-run frame, picking up the first two runs on back-to-back home runs from Joynt and Dwayne White. Petrussek surrendered six runs on 10 hits over three innings of relief.

Kansas City added single tallies in the fifth and sixth innings on an RBI single by Mojica and solo shot from Sadler respectively. The T-Bones then added two runs in both the seventh and eighth innings to push the score to 19-4. Fargo added three runs in the bottom of the eighth against reliever Kyle Heim to cap the score at 19-7.

Eladio Rodriguez threw a perfect bottom of the ninth, striking out two to end the game. Position players Jeremiah Piepkorn and Jay Cox both appeared in relief for the RedHawks.

Blackwood and Mojica each collected four hits while driving in five and four runs respectively to pace the T-Bones. Every Kansas City starter posted multiple hits, with five of the nine collecting three or more. Five T-Bones drove in multiple runs in the contest.

## MEET THE T-BONES STARTING PITCHER

### Tonight's starter #16 Lucas Irvine Lucas



Irvine spent two seasons with the T-Bones in 2012 and 2013 and joins the club again after a solid 2017 season for Somerset in the Atlantic League. Irvine went 9-4 with a 4.26 ERA in 135.1 innings with 89 strike outs in 25 starts for the Patriots. He would lead the team with nine wins and was first in innings pitched at 135.1 innings. Irvine spent parts of two seasons early in his career with Kansas City. In 2012 he appeared in 30 games (13 starts), going 4-2 with a 2.59 ERA in 104.1 innings. He was second in the club in strike outs with 107 for the T-Bones. In 2013 Irvine returned to make 17 starts for the T-Bones, going 6-5 with three complete games in 121.1 innings. He was traded to New Jersey in the CAN-AM League on August 13th, 2013 joining current T-Bones Manager Joe Calfapietra's club for a late playoff run. Irvine, was in the top five in the league in ERA (2.96, third), strikeouts (94, fifth), complete games (3, tied-second) and innings pitched (121 2/3, second) at the time of the trade and would finish second for the T-Bones staff in innings and strike outs (94). He would be moved once again after the Jackals season to Camden in the Atlantic League and would pitch in one game to close out a busy 2013. Irvine is a native of Liberty, Missouri and attended Liberty High School. He would then move on to Northwestern State University of Louisiana where he would be drafted twice. The first time in 2010 in the 43rd round by the Chicago White Sox and again in 2011 in the 27th round by the Tampa Rays. Irvine signed with the Rays in 2011 and spent one season with the Rays at rookie level Princeton in the Appalachian League before joining the T-Bones in 2012. In 2014 Irvine would pitch in Japan in the "indy" IBLJ ShikokuKyushu Island League for the Kagawa Olive Guyners before returning to the Atlantic League in 2015 and joining the Somerset Patriots. He would go 6-8 with a 3.41 ERA in 129.1 innings, making 22 starts and being named to the 2015 Atlantic League All-Star Team. Irvine would have his contract purchased by the Arizona Diamondbacks on August 28th of 2015 and was assigned to High A Visalia in the California League where he went 2-0 with a 2.13 ERA in 12.2 innings (two starts). Irvine spent most of 2016 with the Diamondbacks where he earned a 5-3 record with a 3.98 ERA and 52 strikeouts spread across 14 games (nine starts) between the High-A, Double-A and Triple-A levels. He would post a 4-0 record at High A Visalia with

a 2.32 ERA in seven games over 51.1 innings before a jump to AA Mobile in the Southern League. At Mobile the righty would toss 29.2 innings, going 1-3 with a 5.76 ERA. In between the two stops, Irvine would make one appearance at AAA Reno, allowing 1 ER in 2.2 innings. He would close out 2016 at AAA Aquascalientes of the Mexican League, making eight starts in 41 innings with a 4.61 ERA and a 2-3 record. The last two winters Irvine pitched for Caracas in the Venezuelan Winter League.

#### -Lucas Irvine all-time status in T-Bones pitching history.

5th in franchise history innings pitched 307.0.

4th all-time 247 strike outs

#### PITCHING GAME LOG

| DATE     | TEAM | OPP  | RESULT | W | L | GS | CG | SHO | SV | IP  | H  | R | ER | BB | SO | BF | OOBP | OSLG | OAVG | ERA   |
|----------|------|------|--------|---|---|----|----|-----|----|-----|----|---|----|----|----|----|------|------|------|-------|
| 08/05/18 | KAN  | @ST. | L 3-9  | 0 | 1 | 1  | 0  | 0   | 0  | 4.1 | 13 | 9 | 9  | 1  | 2  | 28 | .535 | .692 | .500 | 18.69 |
| 07/31/18 | KAN  | @SF- | W 8-4  | 1 | 0 | 1  | 0  | 0   | 0  | 6.0 | 9  | 4 | 4  | 1  | 4  | 28 | .357 | .370 | .333 | 6.00  |
| 07/26/18 | @KAN | LIN  | L 5-8  | 0 | 0 | 1  | 0  | 0   | 0  | 6.0 | 7  | 3 | 3  | 3  | 2  | 26 | .384 | .782 | .304 | 4.50  |
| 07/17/18 | KAN  | @CLE | W 11-7 | 0 | 0 | 1  | 0  | 0   | 0  | 6.0 | 7  | 4 | 4  | 3  | 4  | 27 | .357 | .416 | .291 | 6.00  |
| 07/12/18 | @KAN | ST.  | L 2-9  | 0 | 1 | 1  | 0  | 0   | 0  | 6.1 | 9  | 7 | 7  | 1  | 2  | 29 | .379 | .666 | .333 | 9.95  |
| 07/07/18 | KAN  | @TEX | L 5-6  | 0 | 1 | 1  | 0  | 0   | 0  | 5.1 | 9  | 5 | 5  | 2  | 6  | 27 | .407 | .520 | .360 | 8.44  |
| 07/02/18 | @KAN | SF-  | W 3-2  | 0 | 0 | 1  | 0  | 0   | 0  | 7.0 | 6  | 2 | 1  | 1  | 5  | 29 | .233 | .285 | .214 | 1.29  |
| 06/27/18 | @KAN | LIN  | W 7-1  | 1 | 0 | 1  | 0  | 0   | 0  | 5.0 | 3  | 0 | 0  | 1  | 3  | 17 | .235 | .250 | .187 | 0.00  |
| 06/20/18 | KAN  | @WIN | W 6-3  | 1 | 0 | 1  | 0  | 0   | 0  | 6.0 | 6  | 3 | 3  | 2  | 2  | 24 | .333 | .454 | .272 | 4.50  |
| 06/15/18 | KAN  | @FAR | W 6-4  | 1 | 0 | 1  | 0  | 0   | 0  | 7.0 | 8  | 4 | 3  | 0  | 5  | 30 | .258 | .366 | .266 | 3.86  |
| 06/10/18 | KAN  | @WIC | L 6-7  | 0 | 0 | 1  | 0  | 0   | 0  | 5.0 | 8  | 5 | 5  | 1  | 2  | 25 | .360 | .541 | .333 | 9.00  |
| 06/03/18 | @KAN | WIC  | W 13-2 | 1 | 0 | 1  | 0  | 0   | 0  | 6.0 | 4  | 2 | 2  | 1  | 6  | 22 | .227 | .428 | .190 | 3.00  |
| 05/28/18 | KAN  | @SC- | L 6-7  | 0 | 0 | 1  | 0  | 0   | 0  | 6.0 | 5  | 4 | 2  | 1  | 1  | 24 | .250 | .304 | .217 | 3.00  |
| 05/23/18 | @KAN | GAR  | W 5-3  | 0 | 0 | 1  | 0  | 0   | 0  | 5.0 | 6  | 2 | 2  | 2  | 2  | 21 | .380 | .421 | .315 | 3.60  |

#### PITCHING TOTALS

| SEASON             | TEAM                 | W-L   | G  | GS | CG | SHO | SV | IP    | H                  | R    | ER   | BB       | SO    | BF   | OOBP | OSLG | OAVG | ERA  |
|--------------------|----------------------|-------|----|----|----|-----|----|-------|--------------------|------|------|----------|-------|------|------|------|------|------|
| Regular 2012       | :Kansas City T-Bones | 0-1   | 4  | 1  | 0  | 0   | 0  | 11.1  | 14                 | 4    | 4    | 4        | 12    | 52   | .346 | .313 | .304 | 3.18 |
| Regular 2013       | :Kansas City T-Bones | 0-1   | 1  | 1  | 0  | 0   | 0  | 6.0   | 3                  | 4    | 4    | 4        | 7     | 25   | .280 | .238 | .150 | 6.00 |
| Regular 2013       | New Jersey Jackals   | 2-1   | 4  | 4  | 1  | 1   | 0  | 23.0  | 17                 | 6    | 6    | 10       | 17    | 93   | .290 | .205 | .207 | 2.35 |
| AA Reg Season 2018 | Kansas City T-Bones  | 5-3   | 14 | 14 | 0  | 0   | 0  | 81.0  | 100                | 54   | 50   | 20       | 46357 | .342 | .469 | .306 | 5.56 |      |
| AA Reg Season 2012 | Kansas City T-Bones  | 4-2   | 30 | 13 | 0  | 0   | 1  | 104.1 | 105                | 41   | 30   | 42107456 | .327  | .330 | .259 | 2.59 |      |      |
| AA Reg Season 2013 | Kansas City T-Bones  | 6-5   | 17 | 17 | 3  | 1   | 0  | 121.2 | 118                | 45   | 40   | 21       | 94494 | .285 | .350 | .253 | 2.96 |      |
| Playoffs 2013      | New Jersey Jackals   | 1-0   | 2  | 2  | 0  | 0   | 0  | 12.0  | 16                 | 9    | 9    | 1        | 9     | 53   | .340 | .412 | .320 | 6.75 |
| Totals             |                      | 18-13 | 72 | 52 | 4  | 2   | 1  | 358.4 | 373163143102292153 | .315 | .363 | .264     | 3.58  |      |      |      |      |      |

#### HIT SUCCESS VS PITCHERS

# IRVINE CAREER

| Year                   | Age | AgeDif | Tm                    | Lg          | Lev       | Aff | W  | L  | W-L%  | ERA  | RA9  | G   | GS  | GF | CG | SHO | SV | IP    | H   | R   | ER  | HR | BB  | IBB | SO  | HBP | BK | WP | BF   | WHIP  | H9   | HR9 | BB9 | SO9  | SOW   |
|------------------------|-----|--------|-----------------------|-------------|-----------|-----|----|----|-------|------|------|-----|-----|----|----|-----|----|-------|-----|-----|-----|----|-----|-----|-----|-----|----|----|------|-------|------|-----|-----|------|-------|
| <u>2011</u>            | 22  | 1.4    | <u>Princeton</u>      | <u>APPY</u> | Rk        | TBR | 0  | 3  | .000  | 5.33 | 6.00 | 16  | 0   | 10 | 0  | 0   | 1  | 27.0  | 31  | 18  | 16  | 1  | 18  | 1   | 32  | 1   | 0  | 3  | 131  | 1.815 | 10.3 | 0.3 | 6.0 | 10.7 | 1.78  |
| <u>2012</u>            | 23  | -3.0   | <u>Kansas City</u>    | <u>AA</u>   | Ind       |     | 4  | 2  | .667  | 2.59 | 3.54 | 30  | 13  | 5  | 0  | 0   | 1  | 104.1 | 105 | 41  | 30  | 5  | 42  | 0   | 107 | 2   | 0  | 9  | 456  | 1.409 | 9.1  | 0.4 | 3.6 | 9.2  | 2.55  |
| <u>2013</u>            | 24  |        | 3 Teams               | 3 Lgs       | Ind       |     | 8  | 6  | .571  | 2.84 | 3.15 | 22  | 21  | 0  | 4  | 2   | 0  | 145.2 | 138 | 51  | 46  | 6  | 31  | 0   | 112 | 2   | 0  | 10 | 593  | 1.160 | 8.5  | 0.4 | 1.9 | 6.9  | 3.61  |
| <u>2013</u>            | 24  | -2.2   | <u>Kansas City</u>    | <u>AA</u>   | Ind       |     | 6  | 5  | .545  | 2.96 | 3.33 | 17  | 17  | 0  | 3  | 1   | 0  | 121.2 | 118 | 45  | 40  | 6  | 21  | 0   | 94  | 2   | 0  | 9  | 494  | 1.142 | 8.7  | 0.4 | 1.6 | 7.0  | 4.48  |
| <u>2013</u>            | 24  | -1.4   | <u>New Jersey</u>     | <u>CAMA</u> | Ind       |     | 2  | 1  | .667  | 2.35 | 2.35 | 4   | 4   | 0  | 1  | 1   | 0  | 23.0  | 17  | 6   | 6   | 0  | 10  | 0   | 17  | 0   | 0  | 1  | 93   | 1.174 | 6.7  | 0.0 | 3.9 | 6.7  | 1.70  |
| <u>2013</u>            | 24  | -5.8   | <u>Camden</u>         | <u>ATLL</u> | Ind       |     | 0  | 0  |       | 0.00 | 0.00 | 1   | 0   | 0  | 0  | 0   | 0  | 1.0   | 3   | 0   | 0   | 0  | 0   | 0   | 1   | 0   | 0  | 0  | 6    | 3.000 | 27.0 | 0.0 | 0.0 | 9.0  |       |
| <u>2015</u>            | 26  | 2.8    | <u>Visalia</u>        | <u>CALL</u> | A+        | ARI | 2  | 0  | 1.000 | 2.13 | 2.13 | 2   | 2   | 0  | 0  | 0   | 0  | 12.2  | 11  | 3   | 3   | 2  | 1   | 0   | 13  | 0   | 0  | 0  | 49   | 0.947 | 7.8  | 1.4 | 0.7 | 9.2  | 13.00 |
| <u>2015-16</u>         | 26  | -1.0   | <u>Los Mochis</u>     | <u>MXPW</u> | FgW       |     | 3  | 1  | .750  | 4.03 | 4.62 | 14  | 14  | 0  | 0  | 0   | 0  | 76.0  | 76  | 39  | 34  | 10 | 34  | 1   | 46  | 2   | 0  | 7  | 330  | 1.447 | 9.0  | 1.2 | 4.0 | 5.4  | 1.35  |
| <u>2015</u>            | 26  | -3.0   | <u>Somerset</u>       | <u>ATLL</u> | Ind       |     | 6  | 8  | .429  | 3.41 | 3.76 | 22  | 22  | 0  | 0  | 0   | 0  | 129.1 | 139 | 54  | 49  | 12 | 37  | 1   | 106 | 2   | 0  | 11 | 555  | 1.361 | 9.7  | 0.8 | 2.6 | 7.4  | 2.86  |
| <u>2016</u>            | 27  |        | 3 Teams               | 3 Lgs       | A+-AA-AAA | ARI | 5  | 3  | .625  | 3.98 | 4.26 | 14  | 9   | 0  | 0  | 0   | 0  | 63.1  | 59  | 30  | 28  | 6  | 24  | 0   | 52  | 1   | 0  | 0  | 265  | 1.311 | 8.4  | 0.9 | 3.4 | 7.4  | 2.17  |
| <u>2016</u>            | 27  |        | 2 Teams               | 2 Lgs       | AAA-FgW   |     | 3  | 4  | .429  | 3.88 | 5.17 | 15  | 14  | 0  | 0  | 0   | 0  | 69.2  | 78  | 40  | 30  | 4  | 21  | 0   | 37  | 0   | 1  | 0  | 297  | 1.421 | 10.1 | 0.5 | 2.7 | 4.8  | 1.76  |
| <u>2016</u>            | 27  | -1.7   | <u>Aguascalientes</u> | <u>MEX</u>  | AAA       |     | 2  | 3  | .400  | 4.61 | 6.15 | 8   | 8   | 0  | 0  | 0   | 0  | 41.0  | 48  | 28  | 21  | 3  | 16  | 0   | 21  | 0   | 1  | 0  | 182  | 1.561 | 10.5 | 0.7 | 3.5 | 4.6  | 1.31  |
| <u>2016</u>            | 27  | 0.3    | <u>Reno</u>           | <u>PCL</u>  | AAA       | ARI | 0  | 0  |       | 3.38 | 3.38 | 1   | 0   | 0  | 0  | 0   | 0  | 2.2   | 2   | 1   | 1   | 0  | 0   | 0   | 2   | 0   | 0  | 0  | 10   | 0.750 | 6.8  | 0.0 | 0.0 | 6.8  |       |
| <u>2016</u>            | 27  | 2.8    | <u>Mobile</u>         | <u>SOUL</u> | AA        | ARI | 1  | 3  | .250  | 5.76 | 5.76 | 6   | 4   | 0  | 0  | 0   | 0  | 29.2  | 31  | 19  | 19  | 4  | 16  | 0   | 24  | 0   | 0  | 0  | 130  | 1.584 | 9.4  | 1.2 | 4.9 | 7.3  | 1.50  |
| <u>2016</u>            | 27  | 3.9    | <u>Visalia</u>        | <u>CALL</u> | A+        | ARI | 4  | 0  | 1.000 | 2.32 | 2.90 | 7   | 5   | 0  | 0  | 0   | 0  | 31.0  | 26  | 10  | 8   | 2  | 8   | 0   | 26  | 1   | 0  | 0  | 125  | 1.097 | 7.5  | 0.6 | 2.3 | 7.5  | 3.25  |
| <u>2016-17</u>         | 27  | -0.7   | <u>Caracas</u>        | <u>VEWL</u> | FgW       |     | 1  | 1  | .500  | 2.83 | 3.77 | 7   | 6   | 0  | 0  | 0   | 0  | 28.2  | 30  | 12  | 9   | 1  | 5   | 0   | 16  | 0   | 0  | 0  | 115  | 1.221 | 9.4  | 0.3 | 1.6 | 5.0  | 3.20  |
| <u>2017-18</u>         | 28  | -0.2   | <u>Caracas</u>        | <u>VEWL</u> | FgW       |     | 1  | 2  | .333  | 4.75 | 4.75 | 10  | 9   | 0  | 0  | 0   | 0  | 36.0  | 39  | 19  | 19  | 4  | 19  | 2   | 17  | 0   | 0  | 2  | 157  | 1.611 | 9.8  | 1.0 | 4.8 | 4.3  | 0.89  |
| <u>2017</u>            | 28  | -1.3   | <u>Somerset</u>       | <u>ATLL</u> | Ind       |     | 9  | 4  | .692  | 4.26 | 4.46 | 25  | 25  | 0  | 0  | 0   | 0  | 135.1 | 138 | 67  | 64  | 14 | 55  | 0   | 89  | 1   | 0  | 6  | 574  | 1.426 | 9.2  | 0.9 | 3.7 | 5.9  | 1.62  |
| <u>2018</u>            | 29  | 2.4    | <u>Kansas City</u>    | <u>AA</u>   | Ind       |     | 5  | 3  | .625  | 5.56 | 6.00 | 14  | 14  | 0  | 0  | 0   | 0  | 81.0  | 100 | 54  | 50  | 12 | 20  | 0   | 46  | 2   | 0  | 2  | 357  | 1.481 | 11.1 | 1.3 | 2.2 | 5.1  | 2.30  |
| Minors (3 seasons)     |     |        |                       |             | Minors    |     | 7  | 6  | .538  | 4.11 | 4.46 | 32  | 11  | 10 | 0  | 0   | 1  | 103.0 | 101 | 51  | 47  | 9  | 43  | 1   | 97  | 2   | 0  | 3  | 445  | 1.398 | 8.8  | 0.8 | 3.8 | 8.5  | 2.26  |
| Foreign (3 seasons)    |     |        |                       |             | Foreign   |     | 7  | 7  | .500  | 4.11 | 4.86 | 39  | 37  | 0  | 0  | 0   | 0  | 181.2 | 193 | 98  | 83  | 18 | 74  | 3   | 100 | 2   | 1  | 9  | 784  | 1.470 | 9.6  | 0.9 | 3.7 | 5.0  | 1.35  |
| Other (5 seasons)      |     |        |                       |             | Other     |     | 32 | 23 | .582  | 3.61 | 4.03 | 113 | 95  | 5  | 4  | 2   | 1  | 595.2 | 620 | 267 | 239 | 49 | 185 | 1   | 460 | 9   | 0  | 38 | 2535 | 1.351 | 9.4  | 0.7 | 2.8 | 7.0  | 2.49  |
| All Levels (7 Seasons) |     |        |                       |             |           |     | 46 | 36 | .561  | 3.77 | 4.25 | 184 | 143 | 15 | 4  | 2   | 2  | 880.1 | 914 | 416 | 369 | 76 | 302 | 5   | 657 | 13  | 1  | 50 | 3764 | 1.381 | 9.3  | 0.8 | 3.1 | 6.7  | 2.18  |
| A+ (2 seasons)         |     |        |                       |             | Minors    |     | 6  | 0  | 1.000 | 2.27 | 2.68 | 9   | 7   | 0  | 0  | 0   | 0  | 43.2  | 37  | 13  | 11  | 4  | 9   | 0   | 39  | 1   | 0  | 0  | 174  | 1.053 | 7.6  | 0.8 | 1.9 | 8.0  | 4.33  |
| FgW (3 seasons)        |     |        |                       |             | Foreign   |     | 5  | 4  | .556  | 3.97 | 4.48 | 31  | 29  | 0  | 0  | 0   | 0  | 140.2 | 145 | 70  | 62  | 15 | 58  | 3   | 79  | 2   | 0  | 9  | 602  | 1.443 | 9.3  | 1.0 | 3.7 | 5.1  | 1.36  |

## PITCHING / CATCHER EXTRAS

| T-BONES STAFF | W-L   | ERA  | ER  | IP    |
|---------------|-------|------|-----|-------|
| Starters      | 34-18 | 4.26 | 202 | 427.0 |
| Relievers     | 16-10 | 2.90 | 77  | 239.0 |

### Catchers Box

| Player       | CS        | SB        | ATT       | PCT         | PB       |
|--------------|-----------|-----------|-----------|-------------|----------|
| Nieto        | 18        | 41        | 59        | .31%        | 4        |
| Pennell      | 7         | 20        | 27        | .26%        | 3        |
| Others       |           |           |           |             |          |
| <b>Total</b> | <b>25</b> | <b>62</b> | <b>86</b> | <b>.29%</b> | <b>7</b> |

## MEET THE T-BONES HITTERS

### 10 Ryan Brett



Ryan Brett comes to Kansas City from the Chicago White Sox organization where he spent 10 games at AAA Charlotte in the International League but spent the bulk of 2018 at AA Birmingham in the Southern League. At AA Brett hit .265 in 47 games with three home runs and 15 RBIs. He spent 10 games with the AAA Knights and went 2 for 30 in limited action. Brett was drafted by the Tampa Bay Rays in the 3rd round of the MLB draft in 2010 out of Highline High School in Burien, Washington. He debuted at the rookie level Gulf Coast League, playing in 27 games and hitting .303 with nine RBIs and then making the next jump up the ladder to the Appalachian League the next season with Princeton. Brett would hit .300 in 64 games with three home runs and 24 RBIs and adding 21 stolen bases. The climb continued in 2012 where Brett played in 100 games with six home runs and driving in 35 runs with a .285 average. The following season the Washington state native would make three stops in the Rays organization, reaching AA for the first time in his career. In the AA Southern League Brett would play in 25 games for Montgomery, hitting .238 with three homers and 16 RBIs while adding another 51 games at High A Charlotte. While with the Stone Crabs, Brett would play 51 games with four long balls and 22 RBIs, hitting at a .340 clip. His combined average of .301 earned Brett a spot in the prestigious Arizona Fall League in 2013 where he would go 8 for 52 in 16 games at Salt River. Brett made the AA club out of spring training in 2014 and played in 107 games with the Biscuits, hitting eight home runs while knocking in 38 runs with a .303 average. His 27 stolen bases led the club and was good for second in the league. He would finish 12th at the plate in the league—just behind names like Kris Bryant (#1), Corey

Seager (#2) and Micah Lamb (#6). Brett would score a team-leading 64 runs in a break-out season for the Rays organization. In 2015 Brett opened the season at AAA Durham but was promoted to the Big Leagues on April 18th and would appear in three games going 2-for-3. He injured his shoulder against the Boston Red Sox and spent the rest of the season at AAA. In 84 games at Durham, he would hit .247 with five homers and 30 RBIs. He missed all of 2016 following the injury and signed a minor league deal with Tampa for 2017 where he played in a combined 20 games between AAA Durham and AA Montgomery, hitting .284. Brett signed another minor league deal with the Texas Rangers for 2018, but he was released in spring training and then inked by the White Sox where he played this year.

### 9 Todd Cunningham



**Todd Cunningham** brings some major league experience to Kansas City with 67 big league games under his belt since 2013. The Alabama native most recently spent time with the Indianapolis Indians and the Charlotte Knights playing nine games a piece in 2018 before working his way to Kansas City. In those 18 games Cunningham had 3 RBI's and hit .163. Cunningham started his career with the Atlanta Braves organization playing for the Rome Braves. In his rookie year he played in 65 games with 20 RBIs and hit .260. In 2011 Cunningham hit four homeruns while batting a .257 with 20 RBIs in 87 games for the Lynchburg Hillcats of the Carolina League. In 2012 he hit .309 in 120 games with 51 RBIs and three home runs in AA Southern League. Cunningham saw his first major league action in 2013 playing in eight games for the Atlanta Braves while batting .250. Cunningham would play 39 games for the Atlanta Braves again in 2015 before playing 20 games with the Los Angeles Angels of Anaheim in 2016. In 2017 he split time with AAA Memphis Redbirds and AAA Oklahoma City Dodgers. Cunningham had 31 RBIs, hit a .284 and had four home runs.

### #7 Keith Curcio



**Keith Curcio** is an outfielder and 2<sup>nd</sup> baseman drafted in the 6<sup>th</sup> round out of Florida Southern College by the Atlanta Braves in the 2014 MLB June amateur draft. In 2017 Curcio played in 120 games at AA Mississippi for Atlanta, hitting .219 with 4 homeruns and 21 RBI. Curcio began his career with Rome in the South Atlantic League with the Braves organization in 2014. In 2015 Curcio began the year with Rome playing in 32 games and hitting a career high .342. Curcio finished out the year playing 101 games for the Carolina Braves hitting .241 with 4 homeruns and 38 RBI. In 2016 Curcio played 124 games for Carolina, this time hitting .271 with 3 homeruns and 54 RBI. Curcio hails from Sarasota Florida. At Florida Southern College, Curcio averaged .315 with 19 RBI in 39 games.

### #4 Mason Davis



Mason Davis comes to Kansas City from Jacksonville in the Southern League, where the native of Georgia native hit .193 in 37 games for the Jumbo Shrimp. He appeared in 20 games at shortstop, nine at second base and in another five at third base. Davis also added another game at left field. Davis had a short three game stint with the Jupiter Hammerheads where he averaged .167 in 2018 before playing for Jacksonville. Davis was originally drafted by the Miami Marlins in the 19<sup>th</sup> round in the 2014 June draft out of The Citadel. He spent four seasons in their system reaching the AA level. In 2017, Davis saw time in two different leagues for Miami. He played in 31 games in the South Atlantic League at Greensboro and hit .248 with two homeruns and 15 RBIs. At A+ Jupiter in the Florida State League, Davis played in 46 games, hitting .255 with seven stolen bases and seven RBIs.

Davis again split time in 2016. Battling injuries, he played in 11 games for Greensboro, hitting .246 and seeing action in another 4 games at Marlins, hitting .375. In 2015 Davis played all 86 games for Greensboro, hitting .255 with career high six homeruns and 29 RBIs along with 19 stolen bases. In his first season with the Marlins organization, Davis split time between Batavia in the New York-Pennsylvania League, hitting .319 in 56 games and seven games at Southern Atlantic League Greensboro. He hit .259 with 3 RBIs during his stay in North Carolina. Davis was born in Conyers, Georgia and attended Reden High School before playing four

seasons at The Citadel. In his senior season he batted .310 while stealing 27 bases. He left The Citadel as one of the best 2nd basemen in school history.

## #1 Alay Lago



The Kansas City T-Bones signed 27-year-old **Alay Lago** for the 2018 season on July 24<sup>th</sup>. In his first game with KC he picked up a base hit and an RBI single in the T-Bones 6-3 win over Lincoln. The Cuba native began his baseball career in 2010 playing in the Cuban National Series League for the Metropolitanos. In his first year with the club, he hit .146 with seven RBIs and one homerun in 48 games. In his 2nd year with the club, he improved on his rookie year numbers posting a .158 batting average in 37 games. In 2012, Lago moved on to Industriales of the Cuban National Series League. While with the Industriales, his batting average improved to .220. He had two RBIs and eight runs in 50 games. Lago did not play in the 2013 season but joined Artemisa of the Cuban National Series LEague for the 2014-15 season. While with Artemisa, Lago hit .253 with 10 RBI's and two stolen bases in 35 games. He played 16 games at 2nd base, 11 games at 3rd base and seven at shortstop, with a few games in the outfield as well for the Cuban club. In 2016 he moved on to AAA Veracruz in the Mexican League where he hit .255 with eight RBIs and a homerun in 24 games. In 2017 Lago was picked up by the Atlanta Braves organization. He started with A+ Florida in the Florida State League. While with the Fire Frogs, Lago played in 113 games, batting .303, with 46 RBI, six home runs, and six stolen bases. Lago played the first 80 games of 2018 with the AA Mississippi Braves in the Southern League. With the Braves, he batted .247 with 25 RBIs, five stolen base, and two home-runs.

## #32 Logan Moon




**Logan Moon** comes to Kansas City from nearby AAA Omaha in the Pacific Coast League. The Blue Springs, Missouri native was drafted in the 6th round of the 2014 June amateur draft by the Kansas City Royals. While with the Storm Chasers, Moon played in 34 games, hitting .193 with 12 RBIs. He spent most of his time in the outfield adding two games as a designated hitter. He spent his rookie year playing for Burlington, NC in the Appalachian league. While with the Royals he batted .332 in 59 games, with two home-runs, 24 RBIs and 16 stolen bases. He spent 2015 with Wilmington, DE in the Carolina League. Moon played 121 games for the Blue Rocks, batting .254, with 28 RBIs and 12 stolen bases. Moon also played in the Australian baseball league for Melbourne where he batted .300 in 54 games. He also added five home runs, 24 RBIs and 12 stolen bases in his foreign-league debut. Moon spent 2016 with AA Northwest Arkansas in the Texas League. While with the Naturals, he batted .254 with four home runs and 30 RBIs. In 2017, he had his best hitting average with AAA Omaha where he batted .336 in 29 games. He finished the year back with AA Northwest Arkansas.

## #8 Tucker Pennell



The T-Bones welcome back Texan **Tucker Pennell** behind the plate this season, Pennell was inked just prior to game time on August 25th on the road in Gary, Indiana last season and would have a key double to spark the offensive attack in his first at bat in an 8-0 win over the RailCats. He finished the seasons on a hot streak including a game tying home run against St. Paul on September 4th in Kansas City. He would finish 5-for-13 in the last four game series with the Saints with three RBI and a double. Over all in 10 games Pennell went 11-for-28 with three RBI and a .393 average. Pennell spent 18 games over two seasons with the San Diego Padres organization after signing as an non-drafted free agent in 2016. A native of Georgetown, Texas he was a teammate of Jackson Lowery at the University of Arkansas.

## #12 Adrian Nieto



**Adrian Nieto**, born in Havana, Cuba and raised in Florida, comes to the T-Bones following a 2017 season where he played 68 games between AA Pensacola and AAA Louisville in the Cincinnati Reds organization. In 41 games at AA, he hit three home runs and drove in 15 runs, hitting at a .250 clip. At AAA Louisville, Nieto played in 27 games and batted .204 with six RBIs. Nieto was selected in the fifth round of the 2008 Major League Draft out of American Heritage High School in Plantation, Florida by the Washington Nationals. He would see limited action following the draft, playing in eight games going 5-for-23 with the Gulf Coast Rookie League Nationals. In 2009 in 42 games in the GCL, Nieto hit .228 with 17 RBIs and then would make the jump to low A full season Hagerstown in the South Atlantic League in 2010. With the Suns he hit .195 with two homers and 14 RBIs. In 2011 Nieto made three stops in the Washington system, starting the season at short season Auburn in the New York-Penn League where played in 30 games, hitting .302 with four home runs and 22 RBIs. He would see action in two games that July in the high A Carolina League with Potomac, going 1-for-5 and then finishing the season at Hagerstown where he hit .255 in 27 games with three home runs and 12 RBIs. Nieto returned to the South Atlantic League in 2012 and hit .257 in 70 games with Hagerstown, including six long balls and 39 RBIs. In a short rehab stint, he played in eight GCL games during July of the 2012 season. His final season with the Nationals organization, Nieto played in a career high 110 games at high A Carolina with Potomac, hitting .285 with a career high 11 home runs and another career high 53 RBIs. He would throw out 33% of runners behind the plate defensively during the season. Nieto added another 13 games in the Arizona Fall League to his resume in 2013, hitting .271 (13-for-48) with six RBIs. The Chicago White Sox selected Nieto in the 2013 Rule 5 draft as the third pick overall, and he would spend the entire

2014 season with the "big club," serving as the backup to Tyler Flowers. For the season, Nieto hit .236 with two home runs and seven RBIs and was the primary catcher for former T-Bones "ace" Scott Carroll. Nieto was also part of history in 2014 when the White Sox used four Cuban players in the same lineup on multiple occasions. Nieto joined Jose Abreu, Alexei Ramirez and Dayan Viciedo in the lineup— something that no other team had done in 45 years. He would return to the minors in 2015, playing in 81 games at AA Birmingham, hitting .207 for the Barons in the Southern League. Nieto would be released by Chicago after the 2015 season and ink with the Miami Marlins organization. He spent 37 games at AAA New Orleans and hit .195 with a homer and 19 RBIs in 2016. Nieto has also played parts of two seasons of winter ball, hitting in 2014-2015 and 2017-2018 with Gigantes in the Dominican Republic. The Cincinnati Reds signed Nieto to a minor league deal on January 2<sup>nd</sup>, 2017 and released him following the 2017 season. In 2013 Nieto played for the Spanish National Team in the World Baseball Classic and was a teammate of former Cleburne and Joplin Manager Gabe Suarez. Throughout his career behind the plate, Nieto has thrown out 31% of runners attempting to steal (139 CS out of 445 SBA), and he is a career .244 hitter at the plate with 40 home runs and 248 RBIs in 625 games. Nieto closed out his high school career by leading his team the state championship, batting .372 with 16 doubles, five home runs and 38 RBIs.



## #11 Noah Perio Jr.



**Noah Perio Jr** comes to Kansas City after a strong first half of the season with St. Paul. While with the Saints, Perio Jr batted .311, with 17 RBIs and 57 hits. Perio Jr. spent his time in the infield playing 19 games at second base, 15 games at shortstop, eight games at first base, and two games at third base for the Saints where he had 115 putouts, 93 assists, and 35 double plays turned. The California native was drafted in the 39th round in the 2009 June amateur draft by the Florida Marlins. He spent the 2009 season playing for the Marlins in the Gulf Coast league where he hit .429 in four games with five RBIs and a stolen base. He moved on to the Jamestown Jammers in 2010, where he hit .258 in 59 games with 31 RBI's and seven stolen bases. Perio Jr. spent 2011 with Greensboro of the South Atlantic League. While with the Grasshoppers he hit .295 in 119 games with 6 home-runs and 52 RBI. The De La Salle graduate moved on in 2012 to Jupiter in the Florida State League. He hit .248 in 119 games for the Hammerheads, with 22 doubles and 40 RBI's. Perio Jr. split time in 2013 with the Jupiter Hammerheads and the Jacksonville Suns. While with the Hammerheads, Perio hit .241 in 43 games with 16 RBI and 6 stolen bases. He continued to have success in AA

Jacksonville where the left-handed batter hit .232 in 57 games with 14 RBI and one homerun. Perio spent 2014 back with Jupiter in the Florida State league where he batted .241 in 96 games with 29 RBI and six stolen bases. Perio Jr. First experienced independent ball in 2015 when he joined the Sioux City roster. Perio hit .316 in 100 games with seven home-runs, 74 RBI and 18 stolen bases. Perio started 2016 with the Explorers playing in 35 games with a .338 average, 36 RBI's and three home-runs. He then moved on to Great Lakes in the Midland League. With the Loons, he batted .288 in 20 games before moving on to Tulsa in the Texas League. While with the Drillers, Perio hit .263 in seven games before finishing out the year with A+ Rancho Cucamongo in the California League. He batted .355 in 30 games for the Quakes adding 24 RBI's and six home-runs. Perio Jr. spent 2017 with AA San Antonio in the Texas League. He hit .281 in 112 games for the Missions while raking up 36 RBI's and four Homeruns.

## # 2 Colin Walsh



Colin Walsh comes to Kansas City from Sugarland in the Atlantic League, where the California native hit .281 in 43 games with one home run and 15 RBIs for the Skeeters.

Walsh was originally drafted by the St. Louis Cardinals in the 13<sup>th</sup> round in the 2010 June draft. He spent four seasons in their system reaching the AA level. In 2017, Walsh saw time with three different teams. He played in 68 games in the Southern League at Jackson hitting .273 with 11 home runs and 31 RBIs. At AAA Fresno in the Pacific Coast League, Walsh played in 22 games hitting .266 with three RBIs. He finished the year with Corpus Christi in the Texas League. With the Hooks, he played in 12 games, hitting .146 with one homerun and 4 RBI. Walsh reached the major leagues in 2016 where he played 38 games for the Milwaukee Brewers, hitting .085 with two RBI. He spent the remainder of the year with AAA Nashville of the Pacific Coast League. While with the Sounds, he hit .259 in 59 games, with four home runs and 26 RBIs. Walsh spent 2015 with Midland in the Texas League. He played in 134 games for the RockHounds with a .302 batting average, 13 home runs and 49 RBIs. In 2014, he played for three different ball clubs. He spent the

most time with AAA Sacramento in the Pacific Coast League, hitting .272 in 47 games for the River Cats, with two home runs and 18 RBIs. The T-Bones are 33-18 on the season, having won seven of their last ten games. They take on the St. Paul Saints tonight at 7:05 for the second game in a four-game series.

## MEET THE T-BONES PITCHERS

### #50 Marcus Crescentini




**Marcus Crescentini** comes to Kansas City from A(Adv) Jupiter in the Florida State League. While with the Hammerheads, he appeared in two games working two innings of relief with a 4.50 ERA. The Florida native started 2018 with AA Jacksonville in the Southern League. With the Jumbo Shrimp, he appeared in 23 games, working 25.1 innings with a 3.91 ERA and 24 strikeouts. Crescentini began his professional career with the Los Angeles Dodgers organization in 2015. After being drafted in the 26th round, he would pitch 24 games in the Pioneer Rookie League, posting a 7.43 ERA in 26.2 innings with 42 strike outs. In 2016 he split time with 3 different organizations. Crescentini started the year playing for Great Lake in the Midwest League. With the Loons, he played in 16 games with an 0-2 record and a 7.71 ERA. After the Loons released him the Miami Marlins organization picked him up. Next, he had a short four game stay with Batavia in the New York-Penn League. While with the Muckdogs, he pitched 4 innings with a 2.25 ERA. He finished out 2016 playing for A(full) Greensboro of the South Atlantic League. While with the Grasshoppers he pitched in 20 games, tossing 30.1 innings with a 2-3 record and a 1.48 ERA. He started 2017 with the Grasshoppers going 2-0 with a 1.03 ERA in 20 games. After his tenure in the South Atlantic League he moved on to A(Adv) Jupiter in the Florida State League. He pitched 16.1 innings in 13 games with a 2.20 ERA and 21 strikeouts for the Hammerheads.

## #15 Joe Filomeno



**#15 Joe Filomeno** heads to Kansas City after being released by the Frisco RoughRiders. Filomeno went 0-1 with a 9.82 ERA in 7 innings with the AA Texas league team. He spent 2017 with the same ball club posting an 0-3 record with an 8.10 ERA in 29 games. In 2016, he played 30 games for the RoughRiders with a 2.20 ERA in 41 innings. Filomeno started 2016 with the A-Advanced High Desert Mavericks. While there he boasted a 0.57 ERA and a 1-0 record in 11 games. He played all of the 2015 season with the Hickory Crawdads of the South Atlantic League. He finished his time in Hickory with a 3-2 record while producing a 2.72 ERA in 56 ½ innings played. Filomeno was drafted by the Texas Rangers in the 2014 MLB draft. He played his rookie ball with the AZL Rangers going 2-0 in nine innings.

## #36 Francisco Gracesqui



Francisco Gracesqui (Gru-zek-e) last pitched in 2015 with the New Jersey Jackals of the CAN-AM League for current T-Bones Manager Joe Calfapietra. With the Jackals, the New York City native appeared in 24 games, working 38.1 innings of relief with a 2.58 ERA with 46 strike outs. The lefty was part of a league-leading pitching staff that earned the lowest team ERA in the CAN-AM League and a part of a playoff club as well that season. Gracesqui began his professional career with the Toronto Blue Jays organization in 2012. After signing as a free agent, he would pitch in 22 games in the Gulf Coast Rookie League, posting a .288 ERA in 34.1 innings with 46 strike outs. In 2013 Gracesqui took the next step up the ladder to the rookie Appalachian League, tossing 22.1 innings with a 4-0 record and a 2.82 ERA. He would split time in 2014 with short season A Vancouver in the Northwest League and low A Lansing in the Midwest League. At Lansing he crafted a 2.11 ERA in 21.1 relief innings with 28 punch outs and a 1-2 record, and while at Vancouver, he did not allow an earned run in 14.1 innings, and he picked up a pair of wins to go 2-0. He would appear in two games for Lansing in 2015 and would not allow an earned run in two innings before he was released by Toronto.

## #3 Kevin Hill



**Kevin Hill** comes to the T-Bones from AA Corpus Christi in the Texas League. With the Hooks, he appeared in 10 games working 18.1 innings with a 2-1 record and a 1.96 ERA. Hill began his professional career with the Houston Astros organization in 2016. After being drafted in the 25th round, he would pitch 13 games for the Tri-City ValleyCats, posting a 4.37 ERA in 35 innings with 22 strikeouts. In 2017, he split time between three different organizations. Hill started the year playing for Quad City in the Midwest League. With the River Bandits, he played 14 games with a 2-1 record and a 3.60 ERA. Hill moved on to A(adv) Buies Creek in the Carolina League where he played in 10 games pitching 34.1 innings of relief with 36 strikeouts. After his time with Buies Creek, he finished the year with AA Corpus Christi in the Southern League. The Oklahoma native played in two games for the Hooks with a 1-0 record and 0.00 ERA. Lee comes to Kansas City after spending the 2017 season with the Nationals in the Gulf Coast League. He played in three games and pitched 2.2 innings of relief. Lee began his professional career with the Washington Nationals organization in 2011. After being drafted in the 18th round, he would pitch ten games in the Gulf Coast League, posting a 4.05 ERA in 13 innings with 15 strikeouts. In 2012, the San Antonio native spent the season with A(Short) Auburn of the New York-Penn League. He pitched 13 games for the Doubledays with a 3-1 record and a 3.77 ERA. ERA and a 2-0 record. Lee spent 2016 in Harrisburg. This time, he pitched 45 games with a 3-1 record and a 4.32 ERA in 50 innings.

## #36 Nick Lee



**Nick Lee** spent 2013 with A(Full) Hagerstown in the South Atlantic League. While with the Suns, he pitched 19 games, posting a 3.96 ERA in 91 innings with a 6-4 record. Lee split time between three different teams in 2014. He started the year with the Nationals of the Gulf Coast League. While there he pitched 8 innings with a 6.75 ERA. He then moved on to A(adv) Potomac of the Carolina League, pitching five games with a 10.05 ERA and an 0-2 record. He finished the season with A(Full) Hagerstown pitching 8.1 innings with a 7.56 ERA and a 1-0 record. Lee split time again in 2015 starting the season with Potomac in the Carolina League. He pitched 20 games, posting a 2.57 ERA in 28 innings with 28 strikeouts. Lee ended the season with AA Harrisburg in the Eastern League. He pitched 20 games posting a 3.75.

## #24 Jackson Lowery



Kansas City has added **RHP Jackson Lowery** to the roster on August 4<sup>th</sup>, while the team was on their longest road trip of the season. Lowery retired all four of his batters in his debut at Lincoln that night and would go on to have a 2-1 record with a 3.12 ERA in 17.1 relief innings. He did make one spot start for the club, while adding 25 strike outs. Lowery is from Little Rock, Arkansas and pitched in college at the University of Arkansas in the SEC. Lowery signed a free agent contract with the Toronto Blue Jays after his senior season with the Razorbacks. In 2015, he made three stops in the Blue Jays system and spent last winter with the Canberra Cavalry of the Australian Baseball League. For his career the former Razorback is 6-4 with a 4.54 ERA in 85.1 innings.

## #47 Pasquale Mazzoccoli



**Pasquale Mazzoccoli** was the Pirates 35<sup>th</sup> round pick in 2016 out of Texas State University in San Marcos, Texas. He would join Bristol in the Appalachian League after the draft in 2016 pitching 26.2 innings with 21 strike outs. Last year Mazzoccoli began the season with five scoreless innings in the New York-Penn League at West Virginia before going 3-1 with West Virginia in the South Atlantic League in 25.2 relief innings. Combined on the season the Katy, Texas native would strike out 35 batters in 34.2 innings pitched.

## #35 Cody Winiarski



**Cody Winiarski** returns to the T-Bones where he was named the Reliever of the Year in the American Association in 2017. Winiarski earned Post Season All-Star honors by saving 21 games in 23 opportunities with a 5-1 record, striking out 66 in 52.1 innings with a 1.89 ERA for Kansas City. His 21 saves were the second most in the single season in T-Bones club history, just missing Kris Regas mark of 22 set in 2014. Winiarski would walk just eight batters in 2017 with an 8:1 strike out to walk ratio. His 47 appearances were the second most games for a pitcher in T-Bones franchise history. Winiarski was also part of a record-setting staff for Kansas City. The T-Bones set the American Association single-season strike out mark as a staff at 897. On August 9<sup>th</sup> in Fargo, in the bottom of the ninth, Winiarski struck out the side to break the franchise mark single-season team strike out mark. Winiarski, a former Chicago White Sox prospect, originally joined the T-Bones on January 13, 2017. The right-hander was selected in the 36<sup>th</sup> round by the Chicago White Sox in the 2011 draft out of the University of Virginia. A native of Wisconsin, he was drafted out of Union Grove High School by the Philadelphia Phillies in the 36<sup>th</sup> round but did not sign in 2007. As a Junior at the University of Virginia, he would post a 4.68 ERA, working 75 innings, with a 5-0 record in 17 games with 14 starts. Winiarski then went 6-4 in 77 innings as a senior with a 2.92 ERA in 13 starts, appearing 19 games total. Over his four-year college career, he struck out 200 in 267 innings. With the White Sox system, Winiarski reached AA Birmingham in 2015, and

over parts of five seasons he would post a 4-7 record with a 4.00 ERA in 157.2 innings with 197 strike outs. His 2015 season was cut short in June because of an arm injury, and he did not return to the White Sox until late 2016. After Tommy John surgery in July of 2015, he returned for one game in 2016 with the rookie level White Sox of the AZL.

## Meet the “Man on the top step”



On November 30, 2016, **Joe Calfapietra** was named the T-Bones sixth manager in the club’s history. Calfapietra (pronounced Cal-fa-pee-eh-tra), 47, brings an overall record of 905-783 into his second season in Kansas City and his 18<sup>th</sup> season as a manager, all at the independent level. Calfapietra guided Kansas City to the second best overall franchise record in the club’s history (57-43) with the team finishing in a three-way tie for a post season spot for the league the wild card. The T-Bones did not advance due to a tie breaker but Calfapietra turned over the 2017 roster with only one hold over from the 2016 helping the club reached a franchise high of 84 days above .500 out of a 109 day season. Despite a 1-5 start to begin the season, his 2017 club reached .500 at 7-7 at Sioux Falls on June 2nd and stayed at or above for 93 days and 83 in a row. With the win on August 26th at Gary, Calfapietra won his 900th career game. He hit the 50-win mark August 23rd at home against Cleburne for the seventh straight season. Calfapietra spent 14 seasons as the manager of the New Jersey Jackals of the Can-Am League before taking over the dugout reigns of the T-Bones in 2017. While in New Jersey, only four of those 14 teams did not reach the postseason. The Jackals won the league championship in 2004, at the end of Calfapietra’s second season in New Jersey, and then his teams reached the league championship series in five consecutive seasons, 2011-15. In 2016, the Jackals went 62-38, before losing in the first round of the Can-Am playoffs. The T-Bones and Calfapietra’s Jackals faced each other seven times in interleague play since 2012, with New Jersey winning four of those games. Calfapietra started his coaching career in 1994 in this organization, when the T-Bones were in Duluth, Minn., and were known as the Dukes. In 2002, Calfapietra was the first-ever manager of the Gary SouthShore RailCats, where he was the league

manager of the year, before starting with New Jersey the following season. Calfapietra lives in Collegeville, Pa., with his wife and their two daughters, ages 17 and 11. Calfapietra is the T-Bones’ sixth manager since the team moved from Duluth prior to the 2003 season and when he took over in 2017 he replaced John Massarelli, who went 139-160 in three seasons with Kansas City, including 42-58 in 2016.

### Joe Calfapietra’s Managerial Career

|                |          |                   |            |            |             |                                |
|----------------|----------|-------------------|------------|------------|-------------|--------------------------------|
| 2000           | —        | Allentown         | 42         | 43         | .494        | No Postseason                  |
| 2001           | —        | Allentown         | 43         | 47         | .478        | Postseason                     |
| 2002           | —        | Gary              | 35         | 55         | .389        | No Postseason                  |
| 2003           | —        | New Jersey        | 52         | 37         | .584        | Postseason                     |
| 2004           | —        | New Jersey        | 54         | 39         | .581        | League Champions               |
| 2005           | —        | New Jersey        | 48         | 44         | .522        | No Postseason                  |
| 2006           | —        | New Jersey        | 43         | 48         | .473        | No Postseason                  |
| 2007           | —        | New Jersey        | 49         | 44         | .527        | Postseason                     |
| 2008           | —        | New Jersey        | 43         | 51         | .457        | No Postseason                  |
| 2009           | —        | New Jersey        | 55         | 39         | .585        | No Postseason                  |
| 2010           | —        | New Jersey        | 42         | 50         | .457        | Postseason                     |
| 2011           | —        | New Jersey        | 57         | 36         | .613        | Lost League Finals             |
| 2012           | —        | New Jersey        | 59         | 41         | .590        | Lost League Finals             |
| 2013           | —        | New Jersey        | 55         | 44         | .556        | Lost League Finals             |
| 2014           | —        | New Jersey        | 55         | 41         | .573        | Lost League Finals             |
| 2015           | —        | New Jersey        | 54         | 43         | .557        | Lost League Finals             |
| 2016           | —        | New Jersey        | 62         | 38         | .620        | Postseason                     |
| 2017           | —        | Kansas City       | 57         | 43         | .570        | No Postseason lost tie breaker |
| <b>Overall</b> | <b>—</b> | <b>18 seasons</b> | <b>905</b> | <b>783</b> | <b>.536</b> |                                |

### **Did you know?**

-T-Bones Manager Joe Calfapietra was the first manager of the Gary SouthShore RailCats in 2002, going 35-55, a feat that may seem not too monumental at first glance. Yet, when you consider the team played their entire schedule on the road due to construction delays with their home ballpark, the numbers are impressive. For his efforts, he was named Manager of the Year

### **Next to 1000**

-St. Paul Manager George Tsamis reached 1,000 career wins back on June 12<sup>th</sup>. He joined former Fargo boss Doug Simunic, current Gary Manager Greg Tagert and first year Chicago Dogs Manager Butch Hobson in the 1,000-win club in indy ball. Who is the next up to 1000 wins? Joe Calfapietra, who currently has 955 wins in his career.

# T-BONES BEHIND THE NUMBERS

## MISCELLANEOUS SEASON HIGHS & LOWS

**Number of Days in 1st:** 2  
**Number of Days in 2nd:** 77  
**Number of Days in 3rd:** 19  
**Number of Days in 4th:** 11  
**Number of Days in 5th:** 1  
**Number of Days in 6th:** 0  
**Most Games Above .500:** 23 (8/3) (8/9)  
**Most Games Below .500:** 2 (5/20)  
**Number of Days Above .500- 71 Below .500- 6 At .500:** 1  
**Longest Winning Streak:** 9 (6/18-6/29)  
**Longest Winning Streak, Home:** 8 (6/21- 7/02)  
**Longest Winning Streak, Road:** 9 (7/9-8/2)  
**Longest Losing Streak:** 3 (STP 7/12-14) (@STP 8/3-5)  
**Longest Losing Streak, Home:** 3 (7/12-7/14)  
**Longest Losing Streak, Road:** 5 (@STP 8/3-5, @SC8/9-10)  
**Longest Series Win Streak:** 3 (4 x) (6/18-6/21-, 6/22-6/24,626-28, 7/02-7/11)  
**Longest Series Win Streak, Home:** 3  
**Longest Series Win Streak, Road:** 3 (7/5 – 7/6)  
**Longest Series Losing Streak** 1  
**Longest Series Losing Streak, Home:** 1  
**Longest Series Losing Streak, Road:** 1 (5/18-20 @WIC) (6/29-7/02 @CLE)  
**Largest Margin of Victory:** 11 (6/3 WIC)  
**Largest Margin of Defeat:** 13 (7/3 SF)  
**Largest Come-From-Behind Win:** 5 (5/29 @SC, 5-run T9)  
**Largest Come-From-Behind Loss:** 6 (6/29 Monger walk off seals CLE Win)  
**Longest Rain Delay:** 1:22 called after 6.1 innings L 4-1 @ STP  
**Most Errors Game Team:** 4 (5/18 @WIC Loss 8-2) (5/28 @SC Loss 7-6)  
**Most Errors, One Game:** 2 Walters (5/18 @WIC Loss 8-2) Edgerton (5/28@SC)  
**Most DP Turned, Game:** 4 (8/4 @ STP)  
**Most DP Against, Game:** 4 (7/10 @ LIN)

## MISCELLANEOUS OCCURRENCES

**Back-to-Back Homers:** Zach Walters & Cal Towey in the 2nd off Mateo of SC 6/12  
 Mason Davis & Todd Cunningham in the 5<sup>th</sup> off Blank at SF 8/1  
**Back-to-Back Allowed:** 0  
**Complete Game:** 0  
**CG Against:** 0  
**Shutout Wins:** 7 (6/7 @TEX 8-0) (6/12 SIO 6-0) (6/26 LIN 7-0) (7/5 @TEX 1-0) (7/21 TEX 1-0) (7/22 TEX 4-0) (7/27 CHI 4-0)  
**Shutout losses:** 1 (6/2 WIC 1-0)  
**Complete Game Shutout:** 0  
**Complete Game Shutout against:** 0  
**No-Hitter:** 1 (7/5 @TEX)  
**Multi-Homer Games:** Zach Walters (2) 5/25 @CHI, Mason Davis (2) 7/17 @CLE  
**Multi-Homer Games Against:** 2 (5/29 CLE, Monger, Scott)  
**Grand Slam Allowed:** 2 5/29 (Levi Scott)  
**5+ RBI Games:** 1  
**Inside-the-park HR:** 0  
**Sellouts:** 5/25 @ CHI

## T-BONES RECORDS

|                              |       |
|------------------------------|-------|
| Commit 0 errors              | 23-9  |
| Commit 1 error               | 20-8  |
| Commit 2 errors              | 6-9   |
| Commit 3 errors              | 1-0   |
| Commit 4+ errors             | 0-2   |
| Walk 4 or more times         | 23-10 |
| Allow 4 or more walks        | 13-12 |
| Score in First Inning        | 4-8   |
| Opponent Scores in First     | 8-12  |
| Starting Right-hander        | 45-24 |
| Starting Left-hander         | 5-4   |
| Facing Right-handed Starter  | 43-22 |
| Facing Left-handed Starter   | 7-6   |
| Leading after 6 innings      | 31-3  |
| Leading after 7 innings      | 33-3  |
| Leading after 8 innings      | 34-0  |
| Trailing after 6 innings     | 6-19  |
| Trailing after 7 innings     | 4-18  |
| Trailing after 8 innings     | 4-19  |
| Tied after 6 innings         | 2-2   |
| Tied after 7 innings         | 3-5   |
| Tied after 8 innings         | 2-6   |
| Starter leaves with lead     | 37-2  |
| Starter leaves trailing      | 7-21  |
| Starter leaves tied          | 5-5   |
| Opp. Starter leaves leading  | 7-20  |
| Opp. Starter leaves trailing | 35-4  |
| Opp. Starter leaves tied     | 7-5   |
| T-Bones Starter more IP      | 32-8  |
| Opp. Starter more IP         | 13-18 |
| Starters Same IP             | 5-2   |
| Quality Start                | 26-5  |
| Opponent Quality Starts      | 12-12 |
| Both Quality Starts          | 7-4   |
| No HR                        | 20-15 |
| 1 HR                         | 19-11 |
| 2+ HR                        | 9-2   |
| No HR Allowed                | 27-8  |
| 1 HR Allowed                 | 15-10 |
| 2+ HR Allowed                | 6-10  |
| In May                       | 8-5   |
| In June                      | 17-9  |
| In July                      | 19-9  |
| In August                    | 6-5   |
| In September                 | 0-0   |
| On Sunday                    | 6-5   |
| On Monday                    | 5-2   |
| On Tuesday                   | 8-4   |
| On Wednesday                 | 11-1  |
| On Thursday                  | 7-3   |
| On Friday                    | 6-7   |
| On Saturday                  | 7-6   |
| White Sleeveless Pinstripe   | 0-1   |
| White Jerseys                | 3-1   |
| White/gold jerseys           | 7-2   |
| Travel Greys                 | 2-1   |
| Maroon BP tops               | 18-10 |
| Black BP tops                | 17-12 |
| Special Jerseys              | 0-1   |
| After Off Day                | 3-3   |

## TEAM BATTING

**Runs (Game):** 13 (6/29 CLE)  
**Runs (Inning):** 9 (5/30 @SC) (6/8 @WIC)  
**Hits (Game):** 19 (6/18 WIN)  
**Hits (Inning):** 6 (5/30 @SC) (6/8 @WIC)  
**Fewest Hits:** 3 (7/5 @TEX G2)  
**Fewest Runs:** 0 (6/01 WIC)  
**HR's (Game):** 5 (7/17 @CLE)  
**HR's (Inning):** 2 (5/18 @WIC) (7/17 @CLE)  
**Extra-base Hits:** 5 (5/30 @SC)  
**Batters in Inning:** 14 (6/8 @WIC)  
**Walks:** 9 (6/29 @CLE)  
**Strikeouts (Game):** 14 (5/18 @WIC) (6/8 @WIC)  
**Stolen Bases (Game):** 4 (5/28 @SC) (7/20)  
**Errors (Game):** 4 (5/18 @WIC) (5/27 @SC)

## RECORDS BY OPPONENT

| Opponent      | Overall      | Home         | Away         |
|---------------|--------------|--------------|--------------|
| STP           | 1-6          | 1-3          | 0-3          |
| SC            | 5-6          | 2-2          | 3-4          |
| CHI           | 5-1          | 2-1          | 3-0          |
| GAR           | 2-1          | 2-1          |              |
| WIC           | 4-5          | 1-2          | 3-3          |
| FM            | 1-2          |              | 1-2          |
| SF            | 5-1          | 2-1          | 3-0          |
| LIN           | 8-1          | 5-1          | 3-0          |
| TEX           | 9-3          | 5-1          | 4-2          |
| WIN           | 3-0          |              | 3-0          |
| CLE           | 7-2          | 3-0          | 4-2          |
| <b>Totals</b> | <b>50-28</b> | <b>22-12</b> | <b>27-16</b> |

## TEAM PITCHING

**Runs (Game):** 14 (6/29 @CLE)  
**Runs (Inning):** 7 (7/14 STP)  
**Most Hits (Inning):** 6 (6/29 @ LE)  
**Fewest Hits (besides no hitter):** 3 (7/21 TEX), 1 (8/3 @STP)  
**HR's (Game):** 4 (6/29 @CLE)  
**HR's (Inning):** 2 (6/29 @CLE)  
**Batters in an Inning:** 12 (7/14 STP)  
**Walks:** 10 (6/29 @CLE)(7/14 STP)  
**Strikeouts (9 innings):** 10 (6/6 @TEX) (6/30 @ CLE) (7/15 LIN)  
**Strikeouts (Extra Innings):**  
**SB Against:** 2 (5/28 @SC) multiple last (8/10 @SC)  
**Fewest Runs (Game):** 0 (6/6 @ TEX) (6/12 SIO) (6/26 LIN)  
(7/21 TEX) (7/22 TEX)  
**Most Hits (Game):** 14 (6/29 @ CLE)

## ATTENDANCE / TIMES

**Largest Home Crowd:** 6,180 (6/24 CLE)  
**Smallest Home Crowd:** 2,109 (7/02 SF)  
**Largest Road Crowd:** 8,106 (8/5 @ STP)  
**Smallest Road Crowd:** 592 (5/29 @SC)  
**Avg. Time of Game:** 2:58  
**Longest Home Game (Innings):** 12 (7/26 LIN)  
**Longest 9-inning Home Game (Time):** 4:16  
**Long Extra Inning Game (Time):** 4:21  
**Shortest Home Game:** 2:24  
**Shortest Home Game (Weather):**  
**Longest 9-inning Road Game:** 3:17 (7/7 @TEX))  
**Longest Extra Inning Home Game (Innings):** 12  
**Longest Extra Inning Road Game (Innings):** 14  
**Longest Extra Inning Home (Time):** 3:32 (6/24 CLE)  
**Longest Extra Inning Road (Time):** 4:05 (6/29 @ CLE)  
**Shortest 9-inning Road Game:** 2:30 (8/11 @ SC)  
**Shortest 7-inning Home Game:**  
**Shortest 7-inning Road Game:** 1:51  
**Rainouts:** 6/7 @ TEX  
**Delays:** 1:03 v. SC, 1:22 on 8/3 at STP  
**Longest Delay:** 1:22 on 8/3 at STP  
**Suspended Games:**  
**T-Bones Ejections:** Nick Torres 5/24 GAR, Cal Towey 5/28 @SC, 6/9 @WIC, Adrian Nieto 6/16 @F&M, Walters 7/7 @TEX, Irvine 7/17 @CLE, Calfapietra 7/26 LIN

## 2018 SCHEDULE RESULTS

| Date | Time | Opponent | Score    | Winning Pitcher   | Losing Pitcher   | Save           | Att.  | Record | Streak | +/- .500 |
|------|------|----------|----------|-------------------|------------------|----------------|-------|--------|--------|----------|
| 5/18 | 3:16 | @WIC     | 8-2      | Banwart (1-0)     | Paula (0-1)      |                | 4,272 | 0-1    | -1     | -1       |
| 5/19 | 2:35 | @WIC     | 5-2      | Harman (1-0)      | Adkins (0-1)     |                | 2,144 | 0-2    | -2     | -2       |
| 5/20 | 2:41 | @WIC     | 3-1      | Gracesqui (1-0)   | Tillman (0-1)    | Winiarski (1)  | 1,392 | 1-2    | +1     | -1       |
| 5/22 | 4:08 | GAR      | 6-2      | Mckenzie (1-0)    | Collier (0-1)    |                | 5,029 | 1-3    | -1     | -2       |
| 5/23 | 3:10 | GAR      | 5-3      | Astin (1-0)       | Quintana (0-1)   | Winiarski (2)  | 2,860 | 2-3    | +1     | -1       |
| 5/24 | 3:48 | GAR      | 5-3      | Adkins (1-1)      | Gunn (1-1)       | Winiarski (3)  | 4,232 | 3-3    | +2     | 0        |
| 5/25 | 2:54 | @CHI     | 8-4      | Mazzoccolli (1-0) | Downing (0-1)    |                | 6,217 | 4-3    | +3     | +1       |
| 5/26 | 3:22 | @CHI     | 4-2      | Astin (2-0)       | Turnbull (1-1)   | Diaz (1)       | NA    | 5-3    | +4     | +2       |
| 5/27 | 3:22 | @CHI     | 8-6      | Collier (1-1)     | Moeller (0-1)    | Gracesqui (1)  | 2,862 | 6-3    | +5     | +3       |
| 5/28 | 3:46 | @SC      | 7-6 (10) | Schuster (1-0)    | Diaz (0-1)       |                | 2,225 | 6-4    | -1     | +2       |
| 5/29 | 2:51 | @SC      | 7-6      | Mazzoccolli (2-0) | Fallwell (1-1)   | Gracesqui (2)  | 591   | 7-4    | +1     | +3       |
| 5/30 | 3:09 | @SC      | 10-2     | Paula (1-1)       | Markel (0-1)     |                | 895   | 8-4    | +2     | +4       |
| 5/31 | 2:44 | @SC      | 5-4      | Flores (1-0)      | Eusebio (0-1)    |                | NA    | 8-5    | -1     | +3       |
| 6/1  | 2:51 | WIC      | 1-0      | Osburn            | Collier (1-2)    |                | 3,621 | 8-6    | -2     | +2       |
| 6/2  | 3:24 | WIC      | 3-1      | Bowen (1-0)       | Gracesqui (1-1)  | Tillman (5)    | 5,329 | 8-7    | -3     | +1       |
| 6/3  | 2:58 | WIC      | 13-2     | Irvine (1-0)      | Cooper (2-1)     |                | 3,048 | 9-7    | +1     | +2       |
| 6/5  | 2:51 | @TEX     |          | Weiqiang (1-2)    | Adkins (1-2)     | Hernandez (1)  | 1,389 | 9-8    | -1     | +1       |
| 6/6  | 2:34 | @TEX     | 8-0      | Astin (3-0)       | Matzek (0-2)     | Buckelew (1)   | 1,313 | 10-8   | +1     | +2       |
| 6/7  |      |          |          | Rain Out          |                  |                |       |        |        |          |
| 6/8  | 2:59 | @WIC     | 11-3     | Diaz (1-1)        | Campbell (0-3)   |                | 2,963 | 11-8   | +2     | +3       |
| 6/9  | 3:15 | @WIC     | 11-2     | Carroll (1-0)     | Cooper (2-2)     |                | 3,474 | 12-8   | +3     | +4       |
| 6/10 | 2:50 | @WIC     | 7-6      | Tillman (1-2)     | Diaz (1-2)       |                | 3,268 | 12-9   | -1     | +3       |
| 6/11 | 2:54 | SC       | 8-6      | Astin (3-1)       | Flores (2-0)     | Karch (3)      | 2,046 | 12-10  | -2     | +2       |
| 6/12 | 2:38 | SC       | 5-0      | Buckelew (1-0)    | Mateo (3-2)      |                | 2,812 | 13-10  | +1     | +3       |
| 6/13 | 3:41 | SC       | 9-8      | Collier (1-3)     | Dykstra (5-0)    | Karch (4)      | 5,541 | 13-11  | -1     | +2       |
| 6/14 | 3:08 | SC       | 9-5      | Carroll (2-0)     | Jordon (4-1)     |                | 4,751 | 14-11  | +1     | +3       |
| 6/15 | 2:44 | @FAR     | 6-4      | Irvine (2-0)      | Waite (1-2)      | Diaz (2)       | 3,069 | 15-11  | +2     | +4       |
| 6/16 | 3:13 | @FAR     | 5-4      | Ballew (4-1)      | Filomeno (1-1)   | McCurry (6)    | 2,686 | 15-12  | -1     | +3       |
| 6/17 | 3:05 | @FAR     | 8-6      | Buckelew (1-1)    | Soloman (3-3)    | McCurry (7)    | NA    | 15-13  | -2     | +2       |
| 6/18 | 3:01 | @WIN     | 9-3      | Collier (2-3)     | Rosario (2-2)    |                | 5,044 | 16-13  | +1     | +3       |
| 6/19 | 2:53 | @WIN     | 7-3      | Carroll (3-0)     | Carl (4-2)       | Street (1)     | NA    | 17-13  | +2     | +4       |
| 6/20 | 2:46 | @WIN     | 6-3      | Irvine (3-0)      | McGovern (2-3)   | Diaz (3)       | 3,387 | 18-13  | +3     | +5       |
| 6/22 | 2:51 | CLE      | 7-3      | Astin (4-1)       | Mincey (0-3)     |                | 4,803 | 19-13  | +4     | +6       |
| 6/23 | 2:58 | CLE      | 5-4      | Buckelew (2-1)    | Young (1-4)      | Diaz (4)       | 6,180 | 20-13  | +5     | +7       |
| 6/24 | 3:32 | CLE      | 6-5      | Filomeno (2-1)    | Blackwell (2-4)  |                | 3,851 | 21-13  | +6     | +8       |
| 6/26 | 2:51 | LIN      | 7-0      | Carroll (3-0)     | Tamburino (4-1)  |                | 2,244 | 22-13  | +7     | +9       |
| 6/27 | 2:26 | LIN      | 7-1      | Irvine (4-0)      | Herron (4-4)     |                | 3,005 | 23-13  | +8     | +10      |
| 6/28 | 2:49 | LIN      | 6-2      | Astin (5-1)       | Kinman (2-1)     | Diaz (5)       | 4,022 | 24-13  | +9     | +11      |
| 6/29 | 4:05 | @CLE     | 14-13    | Blackwell (4-4)   | Street (0-1)     |                | 1,703 | 24-14  | -1     | +10      |
| 6/30 | 3:18 | @CLE     | 7-4      | Collier (3-3)     | Gunn (1-1)       |                |       | 25-14  | +1     | +11      |
| 7/1  | 2:37 | @CLE     | 5-2      | Mortenson         | Gracesqui        |                |       | 25-15  | -1     | +10      |
| 7/2  | 2:46 | SF       | 3-2      | Winiarski (1-0)   | Nordgren (0-2)   | Diaz (6)       | 2,109 | 26-15  | +1     | +11      |
| 7/3  | 2:46 | SF       | 14-1     | Esch (4-2)        | Astin (5-2)      |                | 5,381 | 26-16  | -1     | +10      |
| 7/4  | 2:53 | SF       | 3-2      | Filomeno (3-1)    | Wolfe (0-1)      | Diaz (7)       | 6,157 | 27-16  | +1     | +11      |
| 7/5  | 2:15 | @TEX     | 4-3      | Crescentini (1-0) | Yanyong (0-2)    | Diaz (8)       | NA    | 28-16  | +2     | +12      |
| 7/5  | 1:51 | @TEX     | 1-0      | Gracesqui (2-2)   | Jianzeng (0-3)   | Winiarski (4)  | 1,078 | 29-16  | +3     | +13      |
| 7/6  | 3:10 | @TEX     | 6-2      | Adkins (2-2)      | Jinghao (0-3)    |                | 4,157 | 30-16  | +4     | +14      |
| 7/7  | 3:17 | @TEX     | 6-5      | Yusong (2-0)      | Irvine (4-1)     | Contreras      | 2,623 | 30-17  | -1     | +13      |
| 7/9  | 3:11 | @LIN     | 12-9     | Astin (6-2)       | Kourtis          | Winiarski (5)  | NA    | 31-17  | +1     | +14      |
| 7/10 | 2:38 | @LIN     | 2-1      | Collier (4-3)     | Wooten           | Filomeno (3-1) | 2,588 | 32-17  | +2     | +15      |
| 7/11 | 3:06 | @LIN     | 8-5      | Adkins (3-2)      | Robichaux (2-4)  | Winiarski (6)  | 3,305 | 33-17  | +3     | +16      |
| 7/12 | 2:40 | STP      | 9-2      | Irvine (4-2)      | Nunn (2-1)       |                | 4,029 | 33-18  | -1     | +15      |
| 7/13 | 3:35 | STP      | 4-1      | Matthys (4-3)     | Mazzoccoli (2-1) | Jones (3)      | 3,787 | 33-19  | -2     | +14      |
| 7/14 | 3:18 | STP      | 10-8     | Schlosser (2-0)   | Astin (6-3)      | Devine         | 4,930 | 33-20  | -3     | +13      |
| 7/15 | 2:13 | STP      | 5-1      | Collier (5-3)     | Foss (1-1)       | Hill (1)       | 3,241 | 34-20  | +1     | +14      |
| 7/16 | 3:11 | @CLE     | 10-4     | Adkins (4-2)      | Mouzakes (1-5)   |                | 1,104 | 35-20  | +2     | +15      |
| 7/17 | 3:44 | @CLE     | 11-7     | Crescentini (2-0) | Sanchez (1-2)    |                | 1,143 | 36-20  | +3     | +16      |
| 7/18 | 3:16 | @CLE     | 8-3      | Lee (1-0)         | Mortenson (3-3)  |                | 999   | 37-20  | +4     | +17      |
| 7/20 | 3:31 | TEX      | 11-9     | Wright (2-1)      | Winiarski (1-1)  | Contreras (8)  | 6,006 | 37-21  | -1     | +16      |
| 7/21 | 2:43 | TEX      | 1-0      | Crescentini (3-0) | Yanyong (0-4)    |                | 4,507 | 38-21  | +1     | +17      |

|      |      |      |      |                   |                 |               |       |       |    |     |
|------|------|------|------|-------------------|-----------------|---------------|-------|-------|----|-----|
| 7/22 | 2:24 | TEX  | 4-0  | Adkins (5-2)      | Quan (0-5)      |               | 2,827 | 39-21 | +2 | +18 |
| 7/24 | 2:34 | LIN  | 6-3  | Bleday (1-0)      | Bircher (3-5)   | Winiarski (7) | 2,832 | 40-21 | +3 | +19 |
| 7/25 | 2:54 | LIN  | 7-4  | Astin (7-3)       | Tamburino (4-5) | Winiarski (8) | 3,511 | 41-21 | +4 | +20 |
| 7/26 | 3:21 | LIN  | 8-5  | Mazzoccoli (2-2)  | Bunda (3-0)     | Hohensee (1)  | 4,378 | 41-22 | -1 | +19 |
| 7/27 | 2:52 | CHI  | 4-0  | Collier (6-3)     | Simms           |               | 4,232 | 42-22 | +1 | +20 |
| 7/28 | 3:11 | CHI  | 4-3  | Filomeno (4-1)    | Thorpe (2-4)    |               | 5,408 | 43-22 | +2 | +21 |
| 7/29 | 2:28 | CHI  | 3-2  | Goosen-Brown(5-5) | Hill (1-1)      | Grover (5)    | 3,168 | 43-23 | -1 | +20 |
| 7/31 | 3:05 | @SF  | 8-4  | Irvine (5-2)      | Nordgren (0-4)  |               | 2,010 | 44-23 | +1 | +21 |
| 8/1  | 3:24 | @SF  | 12-5 | Collier (7-3)     | Thompson (4-7)  |               | 1,987 | 45-23 | +2 | +22 |
| 8/2  | 2:53 | @SF  | 9-6  | Astin (8-3)       | Straka (1-4)    |               | 2,037 | 46-23 | +3 | +23 |
| 8/3  | 1:48 | @STP | 4-1  | Solter (3-4)      | Adkins (5-3)    | Frosch (1)    |       | 46-24 | -1 | +22 |
| 8/4  | 3:15 | @STP | 10-2 | Medina (6-4)      | Aquino (0-1)    |               | 7,854 | 46-25 | -2 | +21 |
| 8/5  | 2:55 | @STP | 9-3  | Nunn (4-2)        | Irvinw (5-3)    |               | 8,106 | 46-26 | -3 | +20 |
| 8/6  | 2:34 | TEX  | 4-2  | Collier (8-3)     | Tao (0-1)       | Winiarski     | 2,399 | 47-26 | +1 | +21 |
| 8/7  | 2:41 | TEX  | 6-4  | Lowery (1-0)      | White (0-1)     | Winiarski     | 2,464 | 48-26 | +2 | +22 |
| 8/8  | 2:47 | TEX  | 4-2  | Adkins (6-3)      | Haonan (0-1)    |               | 2,648 | 49-26 | +3 | +23 |
| 8/9  | 3:13 | @SC  | 7-5  | Dykstra (8-2)     | Bleday (1-1)    | Karch (19)    | 914   | 49-27 | -1 | +22 |
| 8/10 | 3:13 | @SC  | 3-2  | Markel (1-1)      | Lee (1-1)       |               | 1,313 | 49-28 | -2 | +21 |
| 8/11 | 2:30 | @SC  | 2-1  | Collier (9-3)     | Karch (2-2)     | Winiarski (9) | 1,905 | 50-28 | +1 | +22 |

## 2018 SEASON TRANSACTIONS LIST

5/19/18: **RHP Cody Martin** contract purchased by the New York Mets.

5/22/18: **OF Adam Brett Walker** contract purchased by the Washington Nationals. Signed **RHP Barrett Astin**. Activated **RHP Jackson Lowery** from the disabled list.

5/23/18: Signed **OF Johnny Davis** and placed **LHP Cody Dickson** on the disabled list.

6/1/18: Placed **RHP Cody Winiarski** on the Disabled List retroactive to May 25; signed **LHP James Buckelew** and **OF Todd Cunningham**.

6/2/18: Signed **RHP Scott Carroll** and placed **RHP Luis Paula** on the inactive list; signed **LHP Joe Filomeno** and released **IF Jordan Edgerton**.

6/4/18: **OF Johnny Davis** signed by Tecolotes Dos Laredos in the Mexican League.

6/22/18: Signed **IF Mason Davis**; placed **RHP Cody Winiarski** on the inactive list and **Cal Towey** on the disabled list.

6/27/18: **SP Scott Carroll** signs to play in Mexican baseball league with the Tijuana Toros

7/2/18: **RHP Cody Winiarski** activated off of the inactive list

7/4/18: **RHP Sam Street** placed on the disabled list.

7/5/18: Signed **LHP Nick Lee** and **RHP Kevin Hill**.

7/7/18: **LHP Carlos Diaz** contract purchased by Cincinnati Reds.

7/13/18: Signed **IF Colin Walsh** and **RHP Ian Hardman**.

7/17/18: **IF/OF Nick Torres** Contract sold to the Texas Rangers.

7/18/18: Place **RHP Lucas Irvine** to disabled list, move **RHP Sam Street** to Inactive List and place **LHP Cody Dickson** on irrevocable waivers.

7/19/18: Signed **LHP Jayson Aquino**.

7/20/18: Signed **LHP Adam Bleday**, **RHP Ian Hardman** released on irrevocable waivers

7/24/18: **IF Taylor Featherston** contract purchased by the Cincinnati Reds; Signed **IF Alay Rafael Lago**

7/26/18: **RHP Lucas Irvine** activated off disabled list, **RHP Barrett Astin** moved to disabled list

7/27/18: **OF Dexter Kjerstad** traded to Winnipeg Goldeyes for a player to be named later; signed **OF Logan Moon**.

8/2/18: Place **LHP Nick Lee** on DL retroactive to July 30 and activate off the DL **RHP Barrett Astin**.

8/4/18: **IF Dylan Tice** contract purchased by the York Mets.

8/6/18: Signed **IF/OF Ryan Brett**.

8/8/18: Released **LHP Jayson Aquino** and activate **LHP Nick Lee** from the Disabled List.

8/9/18: Placed **RHP Barrett Astin** on the disabled list; sign **RHP Wirkin Estevez**.

8/12/18: **RHP Wirkin Estevez** signs with Pericos de Puebla in AAA Mexican League.