



# OFFICIAL GAME INFORMATION

T-Bones (54-31, 2<sup>nd</sup> South) at Lincoln Saltdogs (42-32, 4<sup>th</sup> South)

Game 1 RHP Barrett Astin (8-3, 6.32) at RHP Brad Thoutt (1-1, 7.78)

Game 2 RHP Hunter Adkins (6-4, 3.22) at LHP Kyle Kinman (6-3, 3.72)

Games 87 & 88 – Road Games 46 & 47

8/22/18 — Haymarket Park, Lincoln, NE, 11:00 am & 6:45 pm

Series: Games 2 & 3 of 3

[On air at T-&Bones MixLR Channel](#)

## AA SOUTH STANDINGS

Team	W	L	GB	Last Game
Sioux City	64	23	-	W 19-5 @FM
T-Bones	54	31	9	W 2-0 @LIN
Wichita	53	35	11.5	W 4-3 WIN
Lincoln	42	44	21.5	L 2-0 KC
Cleburne	29	58	35	L 5-4 TEX
Texas	23	64	41	W 5-4 @CLE

## Sizzle Facts

Streak: W4	Last 5: 4-1	Last 10: 5-5
Home: 26-14	Away: 28-17	Vs. LIN: 9-1
South: 38-19	North: 16-12	Month: 10-8

## T-BONES LEAGUE LEADERS

<b>AVG</b>	Todd Cunningham .347 / 3 <sup>rd</sup>
	Adrian Nieto .309 / 18 <sup>th</sup>
<b>R</b>	Todd Cunningham 54 / T 11 <sup>th</sup>
	Keith Curcio 50 T 15 <sup>th</sup>
<b>H</b>	Noah Perio Jr. 97 / T 13 <sup>th</sup>
	Todd Cunningham 92 / T 16 <sup>th</sup>
<b>2B</b>	Todd Cunningham 21 / T 4 <sup>th</sup>
	Noah Perio Jr. 18 / T 7 <sup>th</sup>
	Keith Curcio 17 / T 8 <sup>th</sup>
<b>HR</b>	Keith Curcio 10 / T 11 <sup>th</sup>
<b>RBI</b>	Keith Curcio 47 / 18 <sup>th</sup>
	Noah Perio Jr. 46 T 17 <sup>th</sup>
<b>SB</b>	Mason Davis 19 / T 7 <sup>th</sup>
	Keith Curcio 18 / 8 <sup>th</sup>
<b>ERA</b>	Hunter Adkins 3.23 / 8 <sup>th</sup>
	Tommy Collier 3.14 / 6 <sup>th</sup>
<b>SO</b>	Tommy Collier 121 / 2 <sup>nd</sup>
	Jared Mortenson 103 / 3 <sup>rd</sup>

## Last Five

Day	Opp	Result/Notes
8/21	@LIN	W 2-0; Davis HR; Collier 9 Ks in 7 inn.
8/19	CLE	Cancelled due to rain
8/18	CLE	W 5-2 RBI triple by Cunningham
8/17	CLE	2 <sup>nd</sup> consecutive walk-off in 11 inn. 6-5
8/16	FM	2 HRs for Perio Jr, walk-off winner 9-8

8/18

Day...7-4	Night...47-27
Series...18-6-3	Sweeps...7-1
Series Open...17-12	Series Middle...19-10
Series Finale...17-11	Rubber Match...2-0
Last At-Bat...10-17	Walk-Off...5-4
Comeback...13-2	Extra Innings...7-5
Doubleheader...2-2	Score First...36-8
Allow First Run...18-22	1-Run Game...13-12
2-Run Game...10-6	3-Run Game...8-6
4+Run Game...23-9	More hits...45-9
Fewer hits...7-19	Same hits...3-3
Scoring 0-3...12-17	Scoring 4-6...20-11
Scoring 7+...21-3	Allow 0-3...34-8
Allow 4-6...17-8	Allow 7+...3-15

## Last Game

The T-Bones shut out Lincoln 2-0 in the opener last night. Mason Davis went yard for a 1-0 lead in the fourth and Noah Perio Jr added an RBI single in the sixth. Tommy Collier tossed seven shut out innings for his 10<sup>th</sup> win with nine strike outs and Marcus Crescentini and Cody Winiarski each worked a scoreless inning for a hold and a save.

## Today

The T-Bones will endure a one of the real challenges of the season and perhaps in recent memory. The team will play two nine inning games in a day night doubleheader. Game one is at 11:00 am and game two at 6:45. That will wrap up the series in 24 hours.

Game 1 RHP Barrett Astin (8-3, 6.32) at RHP Brad Thoutt (1-1, 7.78)

Game 2 RHP Hunter Adkins (6-4, 3.22) at LHP Kyle Kinman (6-3, 3.72)


## vs. Lincoln

The T-Bones are 9-1 against the “salties” this season. This is the third meeting between the two clubs.

## Tale of the tape

Offense	KC	LIN
Runs	464 / 3 <sup>rd</sup>	450 / 4 <sup>th</sup>
HR	64 / T 7 <sup>th</sup>	101 / 1 <sup>st</sup>
BB	325 / 3 <sup>rd</sup>	348 / 1 <sup>st</sup>
SB	105 / 4 <sup>th</sup>	34 / 11 <sup>th</sup>
OBP	.365 / 2 <sup>nd</sup>	.357 / 4 <sup>th</sup>
Avg	.290 / 3 <sup>rd</sup>	.272 / 6 <sup>th</sup>
OPS	.788 / 4 <sup>th</sup>	.792 / 3 <sup>rd</sup>
Pitching		
BB	297 / 5 <sup>th</sup>	313 / 4 <sup>th</sup>
SO	676 / 3 <sup>rd</sup>	610 / 8 <sup>th</sup>
SV	29 / 3 <sup>rd</sup>	20 / 8 <sup>th</sup>
WHIP	1.33 / 3 <sup>rd</sup>	1.5 / 7 <sup>th</sup>
ERA	3.89 / 3 <sup>rd</sup>	4.74 / 9 <sup>th</sup>
Defense		
ERR	78 / T 4 <sup>th</sup>	68 / 1 <sup>st</sup>

## Follow us on Social Media!



## NEXT FIVE

8/23	WIN	TBA at LHP Adam Bleday (1-1, 2.81)	7:05 pm
8/24	WIN	TBA at RHP Jared Mortensen (4-5, 3.99)	7:05 pm
8/25	WIN	TBA at TBA	7:05 pm
8/26	SC	TBA at RHP Tommy Collier	5:05 pm
8/27	SC	TBA at Barrett Astin	7:05 pm



# Steak Bites

### Up next

The T-Bones will host Winnipeg in a three game series part of the nine game closing homestand.

### Record setters

The franchise record for wins in a season is 58 from 2010. KC would go to a 57-43 record in 2017, the second-best record in franchise history. The Team is on pace to break that mark this season. The club needs four wins over the next 14 games to tie the mark and five to break it.

2010- 58-42

2017- 57-43

2012 -51-49

2015 -49-51

2004, 2011, 2014 – the team won 48 games each year.

### Down the Dog Days Stretch

KC has 14 games remaining, while rival Wichita, who trails KC by 2 ½ game in the wild card race, have 12 games left. The two teams will play each other for the final three regular season home games during the final nine game home stand. The T-Bones have 9 home games and 5 road games left while the Wingnuts have 6 home and 6 road contests. Lincoln has a magic number of 3 in the wild card while Wichita has number of 2 vs. Sioux City for the division.

AA WILD CARD STANDINGS					
Team	W	L	GB	Home/Away	Key Dates
T-Bones	54	31	----	9 5	3 vs WIC 3 @GAR
Wichita	53	35	2.5	6 6	3 @KC 2 vs GAR 3 vs SC
Lincoln	42	44	12.5	7 8	Every day

**T-Bones remaining schedule** – (2) at Lincoln, (3) vs. Winnipeg, (3) vs. Sioux City, (3) vs. Wichita, (3) at Gary

**Wichita remaining schedule** - (1) vs. Winnipeg, (3) at Texas, (2) vs. Gary, (3) at Kansas City, (3) vs. Sioux City

### Magic numbers

With Sioux City nine games ahead with 13 to play they have a magic number to clinch the south at six. That is any combo of X's wins and losses by the T-Bones. The equation for a magic number in baseball- **number of games in a season +1 – Wins Team A -Losses Team B**

### After 85

After 85 games last season the T-Bones sat at 48-37 and at 54-31 this season have improved on last seasons pace currently by six games.

### On the air

Dan Vaughan returns for his second season as the “voice of the T-Bones.” Vaughan spent the previous four years with the Gary SouthShore RailCats and is the Australian summer voice of the Perth Heat of the Australian Baseball League during the USA winters. The game audio can be heard on [tbonesbaseball.com](http://tbonesbaseball.com) and on the [T-Bones MixLR Channel](#) and the MixLR app. The pregame begins at 6:40 (home 25 minutes before on road) with “The Top Step with Manager Joe Calfapietra.” [AmericanAssociationBaseballTV.com](http://AmericanAssociationBaseballTV.com) carries the video stream of all home games. The full pregame show can be heard online on the radio side with the news and scores around the American Association and other pregame notes. On the road the audio stream can be heard on [AmericanAssociationBaseballTV.com](http://AmericanAssociationBaseballTV.com) in addition to flagship home on [T-Bones MixLR Channel](#). For fans that want to hear the game inside the ballpark tune into **107.9 FM** on your radio dial to hear all the live radio action inside T-Bones Stadium.

## HOT T-BONES

### At the plate

-**Colin Walsh** is 5 for his last twelve in the last three games with RBIs in all three.

-**Mason Davis** eight-game hitting streak ended Sat night. He is 14 for his last 45 with five RBI and four runs scored.

-**Noah Perio Jr.** has 13 RBI in his last 17 games and became the third T-Bones with a multi home run game after the walk last Thursday night. His five home runs on the season all have come as a member of KC as he did not go deep with St. Paul.

### On the hill

- Tommy Collier** had 63K's in his last 57 innings and the team has won the last 12 of his starts.
- Jackson Lowery** had his 10 outings scoreless streak snapped Friday night but bounced back with a scoreless night last night. He still has allowed just one earned run in his last 11 innings. He has added 18 strike outs in 11 innings.
- Marcus Crescentini** has 25 K's in his last 16.2 IP.
- Cody Winiarski** has struck out 15 in his last eight appearances combined in a total of 8.2 innings.
- Joe Filomeno** has not allowed an ER in his last 18 appearances.

## THE LAST TIME...

T-Bones scored 10 runs in a game	6/29/18	@ CLE (L 14-13)
T-Bones recorded 15 hits in a game	8/2/18	@SF (15 H) (9-6 W)
T-Bones shut out their opponent	7/27/18	CHI (4-0)
T-Bones won with a walk-off	8/17/18	CLE 6-5 in 11
T-Bones swept a series	8/6-8/8	Vs TEX (3-0)
T-Bones won 5 games in a row	6/18-6/29/18	9 games
A T-Bone had 4 hits in a game	8/12/18	@SC Cunningham 4-for 5
A T-Bone had 5 hits in a game	8/1/17	@CLE Cedric Hunter (5)
A T-Bone had 5+ RBIs in a game	6/26/18	LIN Nick Torres (5)
A T-Bone hit at least 2 HRs in a game	8/17/18	FM Noah Perio Jr. (2)
A T-Bone hit a grand slam	6/27/17	@LIN Kyle Petty
A T-Bone pitcher threw a complete game (9 IP)	8/12/16	Jarred Messer
A T-Bone pitcher struck out at least 10 batters	7/27/18	Tommy Collier (11)
A T-Bone pitcher threw a no-hitter	7/5/18	Combined in 7 innings (1-0 @TEX)

## On This Date...

### August 22, 2007 Kansas City Takes Rain-Shortened Rubber Match, 9-2

JOLIET, Ill. – Mother Nature made her presence felt tonight, but not until Kansas City took a 9-2 lead into the bottom of the eighth inning before the skies opened up, forcing the game to end early with the T-Bones picking up the victory. With the weather ending the contest in the middle of the eighth, the game reverted back to the end of the seventh inning with the T-Bones up 9-2.

One night after Joliet hit back-to-back home runs in the first inning, Kansas City accomplished the feat as Al Benjamin and Calvin Pickering (pictured) doubled up to give the T-Bones an early 3-0 lead off Josh Regits heading into the bottom of the first. Joliet got a run back in the bottom of the first when an RBI single by Chad Ehrnsberger plated Cory Harris, who led off the frame with a double. Kansas City starter Chris Krawczyk held the JackHammers scoreless through the next four innings, allowing another run on a solo home run by Juan Diaz in the sixth for Joliet's second and final run of the game.

Krawczyk allowed two runs on just three hits in six innings in the victory, improving to 6-4 on the season. Kansas City scored two more runs in the third inning on RBI singles from Pickering and Patrick Arlis, and plated two more in the fifth on RBI singles from Arlis and Aharon Eggleston, pushing their lead to 7-1 after five innings. Regits was charged with six runs, four earned, on eight hits in four-plus innings as the right-hander dropped to 1-3 on the year.

After Diaz's home run put the score at 7-2, Kansas City plated two more in the seventh on a two-RBI single from Nelson Gord to push their lead to 9-2. Gord was thrown out trying to stretch the hit into a double.

Raymond Jenkins came in for Krawczyk in the seventh and walked the first three batters he faced. Harris then lined into a double play at first and Jenkins induced a groundout from Tim Hutting to end the threat without a run scoring.


Geoff McCallum walked to lead off the top of the eighth but was left stranded, sending the game into the bottom of the eighth with no change in the score. Before a pitch was thrown, the rains came and forced the game to be called after a delay that lasted just under an hour. The victory gives Kansas City a five and-a-half lead over Joliet and a seven game lead over Schaumburg, who lost to Gary earlier in the night.

Their lead over second-place Gary sits at three and-a-half games with 10 to play.

Pickering reached base and scored in every plate appearance tonight, going four-for-four with a double, home run and two RBI in the contest.

## MEET THE T-BONES STARTING PITCHER

### Game 1 – Today’s starter #33 RHP Hunter Adkins



**Hunter Adkins** comes to Kansas City after a busy 2017 season where he saw time with four different clubs between High A and AAA. He began the season with AA Jacksonville of the Southern League with the Miami Marlins, going 1-2 with a 5.20 ERA in 27.2 innings before being released and signed by the Tampa Bay Rays. Adkins was assigned to Port Charlotte in the Florida State League and appeared in two games over 5.1 innings before being moved up to AA Montgomery in the Southern League. In Montgomery he pitched 30.1 innings with a 4.15 ERA, going 1-1 in nine games with five starts. Adkins then closed the season at AAA Durham in the international League, going 0-1 in 9.0 innings with a 9.00 ERA.

Adkins was the 18<sup>th</sup> round selection by the Milwaukee Brewers out of Middle Tennessee State in 2012, but he did not sign, choosing instead to return for his senior season. Adkins went 5-5 that last year with a 4.31 ERA for the Blue Raiders in 87.2 innings with 65 strike outs. He led the team starters with the lowest ERA and innings pitched and was second in strike outs. Adkins finished his four-year college career 13-22 with a 5.49 ERA in 287 innings. He earned a Bachelor’s Degree in Agribusiness/Agricultural Operations from Middle Tennessee State University. Adkins was signed by the Oakland Athletics as a free agent and spent the first of his three pro seasons, from 2013-2014, with the A’s organization reaching High A. In 2015 Adkins spent the season with the Lake Erie Crushers of the Frontier League and the York Revolution of the Atlantic League before being signed by the Miami Marlins where he pitched two innings late that season in the Florida State League. In 2016 Adkins was

with the Marlins organization, primarily at AA Jacksonville, going 2-5 with a 5.04 ERA. He also saw time at AAA New Orleans and posted a 2-1 record in 14.2 innings in five games, four in relief. Over his career Adkins has made 66 starts in 117 appearances, and over his six pro seasons he has a career record of 12-29 with a 4.58 ERA with 436.2 innings pitched. He is a native of Red Bank, Tennessee.

#### PITCHING GAME LOG

DATE	TEAM	OPP	RESULT	W	L	GS	CG	SHO	SV	IP	H	R	ER	BB	SO	BF	OOBP	OSLG	OAVG	ERA
08/15/18	@KAN	FAR	L 0-3	0	1	1	0	0	0	6.0	5	3	3	3	5	25	.307	.227	.227	4.50
08/08/18	@KAN	TEX	W 4-2	1	0	1	0	0	0	8.0	3	0	0	1	6	28	.142	.111	.111	0.00
08/03/18	KAN	@ST.	L 1-4	0	1	1	1	0	0	6.0	8	4	3	2	4	28	.357	.423	.307	4.50
07/28/18	@KAN	CHI	W 4-3	0	0	1	0	0	0	5.1	6	3	3	3	6	24	.375	.476	.285	5.06
07/22/18	@KAN	TEX	W 4-0	1	0	1	0	0	0	7.0	3	0	0	1	6	25	.200	.130	.130	0.00
07/16/18	KAN	@CLE	W 10-4	1	0	1	0	0	0	7.0	4	2	2	3	4	26	.269	.304	.173	2.57
07/11/18	KAN	@LIN	W 8-5	1	0	1	0	0	0	5.0	3	4	4	4	6	23	.347	.388	.166	7.20
07/06/18	KAN	@TEX	W 6-2	1	0	1	0	0	0	6.0	6	0	0	4	3	25	.400	.285	.285	0.00
07/01/18	KAN	@CLE	L 2-5	0	0	1	0	0	0	4.0	4	1	1	2	2	18	.333	.500	.250	2.25
06/26/18	@KAN	LIN	W 7-0	0	0	0	0	0	1	3.0	3	0	0	0	3	12	.250	.250	.250	0.00
06/23/18	@KAN	CLE	W 5-4	0	0	0	0	0	0	2.0	1	0	0	2	1	9	.333	.285	.142	0.00
06/20/18	KAN	@WIN	W 6-3	0	0	0	0	0	0	1.0	1	0	0	0	2	4	.250	.500	.250	0.00
06/17/18	KAN	@FAR	L 6-8	0	0	0	0	0	0	2.0	0	0	0	1	2	7	.142	.000	.000	0.00
06/12/18	@KAN	SC-	W 6-0	0	0	0	0	0	0	1.0	2	0	0	1	1	6	.500	.400	.400	0.00
06/10/18	KAN	@WIC	L 6-7	0	0	0	0	0	0	1.0	2	1	1	0	1	4	.500	1.000	.500	9.00
06/05/18	KAN	@TEX	L 2-3	0	1	1	0	0	0	5.0	8	3	2	0	7	23	.333	.565	.347	3.60
05/29/18	KAN	@SC-	W 7-6	0	0	1	0	0	0	6.0	7	5	4	5	2	28	.448	.318	.318	6.00
05/24/18	@KAN	GAR	W 5-3	1	0	1	0	0	0	5.0	2	3	2	4	3	21	.285	.294	.117	3.60
05/19/18	KAN	@WIC	L 2-5	0	1	1	0	0	0	3.1	8	5	5	0	3	21	.523	.555	.444	13.50

#### PITCHING TOTALS

SEASON	TEAM	W-L	G	GS	CG	SHO	SV	IP	H	R	ER	BB	SO	BF	OOBP	OSLG	OAVG	ERA
AA Reg Season 2018	Kansas City T-Bones	6-4	19	13	1	0	1	83.2	76	34	30	36	67	357	.331	.349	.246	3.23
Totals		6-4	19	13	1	0	1	83.2	76	34	30	36	67	357	.331	.349	.244	3.23

# ADKINS CAREER

Year	Age	AgeDif	Tm	Lg	Lev	Aff	W	L	W-L%	ERA	RA9	G	GS	GF	CG	SHO	SV	IP	H	R	ER	HR	BB	IBB	SO	HBP	BK	WP	BF	WHIP	H9	HR9	BB9	SO9	SOW	
2013	22		2 Teams	2 Lgs	A--Rk	OAK	0	4	.000	3.24	4.32	13	7	1	0	0	0	41.2	37	20	15	3	12	0	33	3	2	2	177	1.176	8.0	0.6	2.6	7.1	2.75	
2013	22	0.7	<u>Vermont</u>	<u>NYPL</u>	A-	OAK	0	3	.000	2.81	3.51	5	4	0	0	0	0	25.2	23	10	8	3	6	0	16	2	2	0	108	1.130	8.1	1.1	2.1	5.6	2.67	
2013	22	1.6	<u>Athletics</u>	<u>ARIZ</u>	Rk	OAK	0	1	.000	3.94	5.63	8	3	1	0	0	0	16.0	14	10	7	0	6	0	17	1	0	2	69	1.250	7.9	0.0	3.4	9.6	2.83	
2014	23		2 Teams	2 Lgs	A+-A	OAK	3	9	.250	5.38	6.48	25	20	1	1	0	0	115.1	122	83	69	17	47	1	74	7	0	7	514	1.465	9.5	1.3	3.7	5.8	1.57	
2014	23	-0.1	<u>Stockton</u>	<u>CALL</u>	A+	OAK	2	3	.400	5.74	6.05	12	11	0	0	0	0	58.0	63	39	37	10	27	0	37	3	0	2	256	1.552	9.8	1.6	4.2	5.7	1.37	
2014	23	1.1	<u>Beloit</u>	<u>MIDW</u>	A	OAK	1	6	.143	5.02	6.91	13	9	1	1	0	0	57.1	59	44	32	7	20	1	37	4	0	5	258	1.378	9.3	1.1	3.1	5.8	1.85	
2015	24		2 Teams	2 Lgs	Ind		3	6	.333	3.82	5.12	18	17	1	0	0	0	103.2	90	59	44	9	40	0	100	7	1	7	439	1.254	7.8	0.8	3.5	8.7	2.50	
2015	24	1.0	<u>Jupiter</u>	<u>FLOR</u>	A+	MIA	0	0		0.00	0.00	1	0	0	0	0	0	2.0	1	0	0	0	0	0	3	0	0	0	7	0.500	4.5	0.0	0.0	13.5		
2015	24	-0.2	<u>Lake Erie</u>	<u>FRON</u>	Ind		3	5	.375	2.70	4.10	15	15	0	0	0	0	96.2	74	44	29	7	32	0	94	7	0	6	395	1.097	6.9	0.7	3.0	8.8	2.94	
2015	24	-5.0	<u>York</u>	<u>ATLL</u>	Ind		0	1	.000	19.29	19.29	3	2	1	0	0	0	7.0	16	15	15	2	8	0	6	0	1	1	44	3.429	20.6	2.6	10.3	7.7	0.75	
2016	25		3 Teams	3 Lgs	AA-A+-AAA	MIA	4	6	.400	4.96	5.22	32	14	4	0	0	1	101.2	98	59	56	14	41	0	86	4	0	7	431	1.367	8.7	1.2	3.6	7.6	2.10	
2016	25	-1.7	<u>New Orleans</u>	<u>PCL</u>	AAA	MIA	2	1	.667	6.75	6.75	5	1	0	0	0	0	14.2	13	11	11	2	15	0	10	1	0	2	68	1.909	8.0	1.2	9.2	6.1	0.67	
2016	25	0.8	<u>Jacksonville</u>	<u>SOUL</u>	AA	MIA	2	5	.286	5.04	5.43	22	11	4	0	0	1	69.2	70	42	39	12	22	0	60	2	0	3	294	1.321	9.0	1.6	2.8	7.8	2.73	
2016	25	1.9	<u>Jupiter</u>	<u>FLOR</u>	A+	MIA	0	0		3.12	3.12	5	2	0	0	0	0	17.1	15	6	6	0	4	0	16	1	0	2	69	1.096	7.8	0.0	2.1	8.3	4.00	
2017	26		3 Teams	3 Lgs	AA-AAA-A+	TBR	2	4	.333	4.73	5.23	28	8	3	0	0	2	72.1	75	42	38	9	35	2	44	7	1	5	321	1.521	9.3	1.1	4.4	5.5	1.26	
2017	26	-0.4	<u>Durham</u>	<u>IL</u>	AAA	TBR	0	1	.000	9.00	9.00	2	2	0	0	0	0	9.0	9	9	9	4	6	0	5	1	0	2	43	1.667	9.0	4.0	6.0	5.0	0.83	
2017	26	1.8	<u>Jacksonville</u>	<u>SOUL</u>	AA	MIA	1	2	.333	3.90	5.20	15	1	2	0	0	2	27.2	26	16	12	2	17	2	18	5	1	3	126	1.554	8.5	0.7	5.5	5.9	1.06	
2017	26	1.8	<u>Montgomery</u>	<u>SOUL</u>	AA	TBR	1	1	.500	4.15	4.15	9	5	0	0	0	0	30.1	32	14	14	3	11	0	19	0	0	0	128	1.418	9.5	0.9	3.3	5.6	1.73	
2017	26	2.9	<u>Charlotte</u>	<u>FLOR</u>	A+	TBR	0	0		5.06	5.06	2	0	1	0	0	0	5.1	8	3	3	0	1	0	2	1	0	0	24	1.688	13.5	0.0	1.7	3.4	2.00	
2018	27	0.4	<u>Kansas City</u>	<u>AA</u>	Ind		6	4	.600	3.23	3.66	19	13	1	1	0	1	83.2	76	34	30	6	36	0	67	6	0	4	357	1.339	8.2	0.6	3.9	7.2	1.86	
Minors (5 seasons)								9	23	.281	4.81	5.51	99	49	9	1	0	3	333.0	333	204	178	43	135	3	240	21	3	21	1450	1.405	9.0	1.2	3.6	6.5	1.78
Other (2 seasons)								9	10	.474	3.56	4.47	37	30	2	1	0	1	187.1	166	93	74	15	76	0	167	13	1	11	796	1.292	8.0	0.7	3.7	8.0	2.20
All Levels (6 Seasons)								18	33	.353	4.36	5.14	136	79	11	2	0	4	520.1	499	297	252	58	211	3	407	34	4	32	2246	1.365	8.6	1.0	3.6	7.0	1.93
AAA (2 seasons)								2	2	.500	7.61	7.61	7	3	0	0	0	0	23.2	22	20	20	6	21	0	15	2	0	4	111	1.817	8.4	2.3	8.0	5.7	0.71
AA (2 seasons)								4	8	.333	4.58	5.08	46	17	6	0	0	3	127.2	128	72	65	17	50	2	97	7	1	6	548	1.394	9.0	1.2	3.5	6.8	1.94
A+ (4 seasons)								2	3	.400	5.01	5.23	20	13	1	0	0	0	82.2	87	48	46	10	32	0	58	5	0	4	356	1.440	9.5	1.1	3.5	6.3	1.81

## Game 2 - #17 Barrett Astin



**Barrett Astin** brings 5 years of professional experience to the T-Bones, including a 6-game stint in 2017 where he played in the Big Leagues with the Cincinnati Reds. Astin was born in Forrest City, Arkansas, comes to the T-Bones following a 2017 season where he played 69 games between AZL Reds and the AAA Louisville in the Cincinnati Reds organization. Astin last pitched in 2018 with the Louisville Bats of the AAA League. With the Bats, the Arkansas native appeared in 5 games, working 7.2 innings of relief with a 4.70 ERA with five strikeouts. Astin began his professional career with the Milwaukee Brewers organization in 2013. After being drafted in the 3rd round, he would pitch in 12 games in the Pioneer League, posting a 4.30 ERA in 37.2 innings with 31 strike outs for the Helena Brewers. In 2014 Astin took the next step up the ladder to the Midwest league, tossing 121.2 innings with a 8-7 record and a 4.96 ERA for the Wisconsin Timber Rattlers. He would split time in 2015 with the Daytona Tortugas of the Florida State League and AA Pensacola Blue Wahoos in the Southern League. At Pensacola he crafted a 5.63 ERA in 76.2 relief innings with 61 punch outs and a 4-6 record, and while at Daytona, he had a 2.29 ERA and a record of 4-3. He spent all of the 2016 season with the Wahoos where he posted a 9-3 record as a starter boosting a 2.36 ERA in 103.1 innings of relief. He would appear in six games for the Cincinnati Reds in 2017 producing 2 strikeouts in 8 innings of relief. Astin has taken over Scott Carroll's role of pitching coach after

Carroll was signed to play in Mexico. Astin was forced into the game at the plate when the T-Bones had to sub in for their DH losing that spot and he batted for himself going 1-for-2 on June 16<sup>th</sup> at Fargo.

### PITCHING GAME LOG

DATE	TEAM	OPP	RESULT	W	L	GS	CG	SHO	SV	IP	H	R	ER	BB	SO	BF	OOBP	OSLG	OAVG	ERA
08/15/18	@KAN	FAR	L 4-5	0	0	1	0	0	0	5.0	9	3	2	1	5	25	.400	.458	.375	3.60
08/07/18	@KAN	TEX	W 6-4	0	0	1	0	0	0	2.1	4	3	1	2	2	12	.500	.400	.400	3.86
08/02/18	KAN	@SF-	W 9-6	1	0	1	0	0	0	6.0	7	5	5	0	6	25	.269	.280	.280	7.50
07/25/18	@KAN	LIN	W 7-4	1	0	1	0	0	0	6.0	8	4	4	3	3	29	.379	.653	.307	6.00
07/20/18	@KAN	TEX	L 9-11	0	0	1	0	0	0	6.0	6	6	6	2	4	25	.320	.478	.260	9.00
07/14/18	@KAN	ST.	L 8-10	0	1	1	0	0	0	3.2	6	9	9	6	1	22	.521	.625	.375	22.09
07/09/18	KAN	@LIN	W 12-9	1	0	1	0	0	0	6.0	4	3	3	3	5	24	.291	.190	.190	4.50
07/03/18	@KAN	SF-	L 1-14	0	1	1	0	0	0	7.0	9	10	8	3	2	34	.411	.724	.310	10.29
06/28/18	@KAN	LIN	W 6-2	1	0	1	0	0	0	6.0	5	1	0	3	3	25	.320	.318	.227	0.00
06/22/18	@KAN	CLE	W 7-4	1	0	1	0	0	0	6.0	8	4	4	1	6	26	.346	.360	.320	6.00
06/16/18	KAN	@FAR	L 4-5	0	0	1	0	0	0	6.0	8	4	4	3	2	27	.407	.458	.333	6.00
06/11/18	@KAN	SC-	L 6-8	0	1	1	0	0	0	7.1	11	8	8	1	3	34	.382	.500	.343	9.82
06/06/18	KAN	@TEX	W 8-0	1	0	1	0	0	0	6.0	5	0	0	2	6	25	.320	.272	.227	0.00
05/31/18	KAN	@SC-	L 4-5	0	0	1	0	0	0	6.0	7	4	3	1	3	26	.307	.320	.280	4.50
05/26/18	KAN	@CHI	W 4-2	1	0	1	0	0	0	5.0	5	2	2	0	3	20	.238	.500	.250	3.60
05/23/18	@KAN	GAR	W 5-3	1	0	0	0	0	0	1.0	2	1	1	0	0	5	.400	.400	.400	9.00

### PITCHING TOTALS

SEASON	TEAM	W-L	G	GS	CG	SHO	SV	IP	H	R	ER	BB	SO	BF	OOBP	OSLG	OAVG	ERA
AA Reg Season 2018	Kansas City T-Bones	8-3	16	15	0	0	0	85.1	104	67	60	31	54	384	.362	.441	.301	6.33
Totals		8-3	16	15	0	0	0	85.1	104	67	60	31	54	384	.362	.441	.299	6.33

## ASTIN CAREER

Year	Age	AgeDif	Tm	Lg	Lev	Aff	W	L	W-L%	ERA	RA9	G	GS	GF	CG	SHO	SV	IP	H	R	ER	HR	BB	IBB	SO	HBP	BK	WP	BF	WHIP	H9	HR9	BB9	SO9	SOW					
2013	21	0.0	Helena	PION	Rk	MIL	1	1	.500	4.30	5.97	12	8	0	0	0	0	37.2	41	25	18	6	11	0	31	1	0	2	167	1.381	9.8	1.4	2.6	7.4	2.82					
2014	22	0.1	Wisconsin	MIDW	A	MIL	8	7	.533	4.96	5.62	27	18	8	0	0	4	121.2	132	76	67	12	36	0	81	5	0	9	525	1.381	9.8	0.9	2.7	6.0	2.25					
2015	23		2 Teams	2 Lgs	AA-A+	CIN	8	9	.471	3.98	4.64	30	25	0	1	0	0	151.1	147	78	67	9	57	0	122	3	0	4	642	1.348	8.7	0.5	3.4	7.3	2.14					
2015	23	-1.3	Pensacola	SOUL	AA	CIN	4	6	.400	5.63	5.87	14	14	0	0	0	0	76.2	85	50	48	9	39	0	61	2	0	2	337	1.617	10.0	1.1	4.6	7.2	1.56					
2015	23	0.0	Daytona	FLOR	A+	CIN	4	3	.571	2.29	3.38	16	11	0	1	0	0	74.2	62	28	19	0	18	0	61	1	0	2	305	1.071	7.5	0.0	2.2	7.4	3.39					
2016	24	-0.2	Pensacola	SOUL	AA	CIN	9	3	.750	2.26	2.70	37	11	5	0	0	0	103.1	74	31	26	8	25	1	96	6	0	5	403	0.958	6.4	0.7	2.2	8.4	3.84					
2016	24	1.0	Peoria	AZFL	Fal		0	1	.000	3.21	4.50	11	1	2	0	0	1	14.0	13	7	5	0	7	0	8	1	0	1	60	1.429	8.4	0.0	4.5	5.1	1.14					
2017	25		2 Teams	2 Lgs	AAA-Rk	CIN	3	4	.429	5.64	6.49	29	5	3	0	0	0	52.2	73	38	33	4	22	1	48	0	1	3	247	1.804	12.5	0.7	3.8	8.2	2.18					
2017	25	-3.4	CIN	NL	MLB	CIN	0	0		6.75	6.75	6	0	1	0	0	0	8.0	9	6	6	2	7	0	2	2	0	0	41	2.000	10.1	2.3	7.9	2.3	0.29					
2017	25	-1.4	Louisville	IL	AAA	CIN	3	4	.429	6.10	7.03	26	3	3	0	0	0	48.2	71	38	33	4	22	1	44	0	1	2	233	1.911	13.1	0.7	4.1	8.1	2.00					
2017	25	4.3	Reds	ARIZ	Rk	CIN	0	0		0.00	0.00	3	2	0	0	0	0	4.0	2	0	0	0	0	0	4	0	0	1	14	0.500	4.5	0.0	0.0	9.0						
2018	26	-0.2	Louisville	IL	AAA	CIN	0	0		4.70	5.87	5	0	2	0	0	0	7.2	10	5	4	1	3	0	5	0	0	3	37	1.696	11.7	1.2	3.5	5.9	1.67					
2018	26	-0.6	Kansas City	AA	Ind		8	3	.727	6.33	7.07	16	15	0	0	0	0	85.1	104	67	60	11	31	0	54	4	0	7	384	1.582	11.0	1.2	3.3	5.7	1.74					
Year	Age	AgeDif	Tm	Lg	Lev	Aff	W	L	W-L%	ERA	RA9	G	GS	GF	CG	SHO	SV	IP	H	R	ER	HR	BB	IBB	SO	HBP	BK	WP	BF	WHIP	H9	HR9	BB9	SO9	SOW					
Minors (6 seasons)												29	24	.547	4.08	4.80	140	67	18	1	0	4	474.1	477	253	215	40	154	2	383	15	1	26	2021	1.330	9.1	0.8	2.9	7.3	2.49
Other (2 seasons)												8	4	.667	5.89	6.70	27	16	2	0	0	1	99.1	117	74	65	11	38	0	62	5	0	8	444	1.560	10.6	1.0	3.4	5.6	1.63
All Levels (6 Seasons)												37	28	.569	4.43	5.15	173	83	21	1	0	5	581.2	603	333	286	53	199	2	447	22	1	34	2506	1.379	9.3	0.8	3.1	6.9	2.25
AAA (2 seasons)												3	4	.429	5.91	6.87	31	3	5	0	0	0	56.1	81	43	37	5	25	1	49	0	1	5	270	1.882	12.9	0.8	4.0	7.8	1.96
AA (2 seasons)												13	9	.591	3.70	4.05	51	25	5	0	0	0	180.0	159	81	74	17	64	1	157	8	0	7	740	1.239	8.0	0.9	3.2	7.9	2.45
Rk (2 seasons)												1	1	.500	3.89	5.40	15	10	0	0	0	0	41.2	43	25	18	6	11	0	35	1	0	3	181	1.296	9.3	1.3	2.4	7.6	3.18

## PITCHING / CATCHER EXTRAS

T-BONES STAFF	W-L	ERA	ER	IP
Starters	35-20	4.21	218	466.0
Relievers	19-11	3.00	88	264.0

### Catchers Box

Player	CS	SB	ATT	PCT	PB
Nieto	19	42	61	.31%	4
Pennell	7	21	28	.25%	3
Others					
<b>Total</b>	<b>26</b>	<b>63</b>	<b>89</b>	<b>.29%</b>	<b>7</b>

## MEET THE T-BONES HITTERS

### 10 Ryan Brett



Ryan Brett comes to Kansas City from the Chicago White Sox organization where he spent 10 games at AAA Charlotte in the International League but spent the bulk of 2018 at AA Birmingham in the Southern League. At AA Brett hit .265 in 47 games with three home runs and 15 RBIs. He spent 10 games with the AAA Knights and went 2 for 30 in limited action. Brett was drafted by the Tampa Bay Rays in the 3rd round of the MLB draft in 2010 out of Highline High School in Burien, Washington. He debuted at the rookie level Gulf Coast League, playing in 27 games and hitting .303 with nine RBIs and then making the next jump up the ladder to the Appalachian League the next season with Princeton. Brett would hit .300 in 64 games with three home runs and 24 RBIs and adding 21 stolen bases. The climb continued in 2012 where Brett played in 100 games with six home runs and driving in 35 runs with a .285 average. The following season the Washington state native would make three stops in the Rays organization, reaching AA for the first time in his career. In the AA Southern League Brett would play in 25 games for Montgomery, hitting .238 with three homers and 16 RBIs while adding another 51 games at High A Charlotte. While with the Stone Crabs, Brett would play 51 games with four long balls and 22 RBIs, hitting at a .340 clip. His combined average of .301 earned Brett a spot in the prestigious Arizona Fall League in 2013 where he would go 8 for 52 in 16 games at Salt River. Brett made the AA club out of spring training in 2014 and played in 107 games with the Biscuits, hitting eight home runs while knocking in 38 runs with a .303 average. His 27 stolen bases led the club and was good for second in the league. He would finish 12th at the plate in the league—just behind names like Kris Bryant (#1), Corey Seager (#2) and Micah Lamb (#6). Brett would score a team-leading 64 runs in a break-out season for the Rays organization. In 2015 Brett opened the season at AAA Durham but was promoted to the Big Leagues on April 18th and would appear in three games going 2-for-3. He injured his shoulder against the Boston Red Sox and spent the rest of the season at AAA. In 84 games at Durham, he would hit .247 with five homers and 30 RBIs. He missed all of 2016 following the injury and signed a minor league deal with Tampa for 2017 where he played in a combined 20 games between AAA Durham and AA Montgomery, hitting .284. Brett signed another minor league deal with the Texas Rangers for 2018, but he was released in spring training and then inked by the White Sox where he played this year.

### 9 Todd Cunningham



**Todd Cunningham** brings some major league experience to Kansas City with 67 big league games under his belt since 2013. The Alabama native most recently spent time with the Indianapolis Indians and the Charlotte Knights playing nine games a piece in 2018 before working his way to Kansas City. In those 18 games Cunningham had 3 RBI's and hit .163. Cunningham started his career with the Atlanta Braves organization playing for the Rome Braves. In his rookie year he played in 65 games with 20 RBIs and hit .260. In 2011 Cunningham hit four homeruns while batting a .257 with 20 RBIs in 87 games for the Lynchburg Hillcats of the Carolina League. In 2012 he hit .309 in 120 games with 51 RBIs and three home runs in AA Southern League. Cunningham saw his first major league action in 2013 playing in eight games for the Atlanta Braves while batting .250. Cunningham would play 39 games for the Atlanta Braves again in 2015 before playing 20 games with the Los Angeles Angels of Anaheim in 2016. In 2017 he split time with AAA Memphis Redbirds and AAA Oklahoma City Dodgers. Cunningham had 31 RBIs, hit a .284 and had four home runs.

### #7 Keith Curcio



**Keith Curcio** is an outfielder and 2<sup>nd</sup> baseman drafted in the 6<sup>th</sup> round out of Florida Southern College by the Atlanta Braves in the 2014 MLB June amateur draft. In 2017 Curcio played in 120 games at AA Mississippi for Atlanta, hitting .219 with 4 homeruns and 21 RBI. Curcio began his career with Rome in the South Atlantic League with the Braves organization in 2014. In 2015 Curcio began the year with Rome playing in 32 games and hitting a career high .342. Curcio finished out the year playing 101 games for the Carolina Braves hitting .241 with 4 homeruns and 38 RBI. In 2016 Curcio played 124 games for Carolina, this time hitting .271 with 3 homeruns and 54 RBI. Curcio hails from Sarasota Florida. At Florida Southern College, Curcio averaged .315 with 19 RBI in 39 games.

### #4 Mason Davis



Mason Davis comes to Kansas City from Jacksonville in the Southern League, where the native of Georgia native hit .193 in 37 games for the Jumbo Shrimp. He appeared in 20 games at shortstop, nine at second base and in another five at third base. Davis also added another game at left field. Davis had a short three game stint with the Jupiter Hammerheads where he averaged .167 in 2018 before playing for Jacksonville. Davis was originally drafted by the Miami Marlins in the 19<sup>th</sup> round in the 2014 June draft out of The Citadel. He spent four seasons in their system reaching the AA level. In 2017, Davis saw time in two different leagues for Miami. He played in 31 games in the South Atlantic League at Greensboro and hit .248 with two homeruns and 15 RBIs. At A+ Jupiter in the Florida State League, Davis played in 46 games, hitting .255 with seven stolen bases and seven RBIs.

Davis again split time in 2016. Battling injuries, he played in 11 games for Greensboro, hitting .246 and seeing action in another 4 games at Marlins, hitting .375. In 2015 Davis played all 86 games for Greensboro, hitting .255 with career high six homeruns and 29 RBIs along with 19 stolen bases. In his first season with the Marlins organization, Davis split time between Batavia in the New York-Pennsylvania League, hitting .319 in 56 games and seven games at Southern Atlantic League Greensboro. He hit .259 with 3 RBIs during his stay in North Carolina. Davis was born in Conyers, Georgia and attended Reden High School before playing four seasons at The Citadel. In his senior season he batted .310 while stealing 27 bases. He left The Citadel as one of the best 2nd basemen in school history.





## #1 Alay Lago


The Kansas City T-Bones signed 27-year-old **Alay Lago** for the 2018 season on July 24<sup>th</sup>. In his first game with KC he picked up a base hit and an RBI single in the T-Bones 6-3 win over Lincoln. The Cuba native began his baseball career in 2010 playing in the Cuban National Series League for the Metropolitanos. In his first year with the club, he hit .146 with seven RBIs and one homerun in 48 games. In his 2nd year with the club, he improved on his rookie year numbers posting a .158 batting average in 37 games. In 2012, Lago moved on to Industriales of the Cuban National Series League. While with the Industriales, his batting average improved to .220. He had two RBIs and eight runs in 50 games. Lago did not play in the 2013 season but joined Artemisa of the Cuban National Series League for the 2014-15 season. While with Artemisa, Lago hit .253 with 10 RBI's and two stolen bases in 35 games. He played 16 games at 2nd base, 11 games at 3rd base and seven at shortstop, with a few games in the outfield as well for the Cuban club. In 2016 he moved on to AAA Veracruz in the Mexican League where he hit .255 with eight RBIs and a homerun in 24 games. In 2017 Lago was picked up by the Atlanta Braves organization. He started with A+ Florida in the Florida State League. While with the Fire Frogs, Lago played in 113 games, batting .303, with 46 RBI, six home runs, and six stolen bases. Lago played the first 80 games of 2018 with the AA Mississippi Braves in the Southern League. With the Braves, he batted

.247 with 25 RBIs, five stolen base, and two home-runs.



## #8 Tucker Pennell

The T-Bones welcome back Texan **Tucker Pennell** behind the plate this season, Pennell was inked just prior to game time on August 25th on the road in Gary, Indiana last season and would have a key double to spark the offensive attack in his first at bat in an 8-0 win over the RailCats. He finished the seasons on a hot streak including a game tying home run against St. Paul on September 4th in Kansas City. He would finish 5-for-13 in the last four game series with the Saints with three RBI and a double. Over all in 10 games Pennell went 11-for-28 with three RBI and a .393 average. Pennell spent 18 games over two seasons with the San Diego Padres organization after signing as an non-drafted free agent in 2016. A native of Georgetown, Texas he was a teammate of Jackson Lowery at the University of Arkansas.



## #12 Adrian Nieto

**Adrian Nieto**, born in Havana, Cuba and raised in Florida, comes to the T-Bones following a 2017 season where he played 68 games between AA Pensacola and AAA Louisville in the Cincinnati Reds organization. In 41 games at AA, he hit three home runs and drove in 15 runs, hitting at a .250 clip. At AAA Louisville, Nieto played in 27 games and batted .204 with six RBIs. Nieto was selected in the fifth round of the 2008 Major League Draft out of American Heritage High School in Plantation, Florida by the Washington Nationals. He would see limited action following the draft, playing in eight games going 5-for-23 with the Gulf Coast Rookie League Nationals. In 2009 in 42 games in the GCL, Nieto hit .228 with 17 RBIs and then would make the jump to low A full season Hagerstown in the South Atlantic League in 2010. With the Suns he hit .195 with two homers and 14 RBIs. In 2011 Nieto made three stops in the Washington system, starting the season at short season Auburn in the New York-Penn League where played in 30 games, hitting .302 with four home runs and 22 RBIs. He would see action in two games that July in the high A Carolina League with Potomac, going 1-for-5 and then finishing the season at Hagerstown where he hit .255 in 27 games with three home runs and 12 RBIs. Nieto returned to the South Atlantic League in 2012 and hit .257 in 70 games with Hagerstown, including six long balls and 39 RBIs. In a short rehab stint, he played in eight GCL games during July of the 2012 season. His final season with the Nationals organization, Nieto played in a career high 110 games at high A Carolina with Potomac, hitting .285 with a career high 11 home runs and another career high 53 RBIs. He would throw out 33% of runners

behind the plate defensively during the season. Nieto added another 13 games in the Arizona Fall League to his resume in 2013, hitting .271 (13-for-48) with six RBIs. The Chicago White Sox selected Nieto in the 2013 Rule 5 draft as the third pick overall, and he would spend the entire 2014 season with the "big club," serving as the backup to Tyler Flowers. For the season, Nieto hit .236 with two home runs and seven RBIs and was the primary catcher for former T-Bones "ace" Scott Carroll. Nieto was also part of history in 2014 when the White Sox used four Cuban players in the same lineup on multiple occasions. Nieto joined Jose Abreu, Alexei Ramirez and Dayan Viciedo in the lineup— something that no other team had done in 45 years. He would return to the minors in 2015, playing in 81 games at AA Birmingham, hitting .207 for the Barons in the Southern League. Nieto would be released by Chicago after the 2015 season and ink with the Miami Marlins organization. He spent 37 games at AAA New Orleans and hit .195 with a homer and 19 RBIs in 2016. Nieto has also played parts of two seasons of winter ball, hitting in 2014-2015 and 2017-2018 with Gigantes in the Dominican Republic. The Cincinnati Reds signed Nieto to a minor league deal on January 2<sup>nd</sup>, 2017 and released him following the 2017 season. In 2013 Nieto played for the Spanish National Team in the World Baseball Classic and was a teammate of former Cleburne and Joplin Manager Gabe Suarez. Throughout his career behind the plate, Nieto has thrown out 31% of runners attempting to steal (139 CS out of 445 SBA), and he is a career .244 hitter at the plate with 40 home runs and 248 RBIs in 625 games. Nieto closed out his high school career by leading his team the state championship, batting .372 with 16 doubles, five home runs and 38 RBIs.



## #11 Noah Perio Jr.

**Noah Perio Jr** comes to Kansas City after a strong first half of the season with St. Paul. While with the Saints, Perio Jr batted .311, with 17 RBIs and 57 hits. Perio Jr. spent his time in the infield playing 19 games at second base, 15 games at shortstop, eight games at first base, and two games at third base for the Saints where he had 115 putouts, 93 assists, and 35 double plays turned. The California native was drafted in the 39th round in the 2009 June amateur draft by the Florida Marlins. He spent the 2009 season playing for the Marlins in the Gulf Coast league where he hit .429 in four games with five RBIs and a stolen base. He moved on to the Jamestown Jammers in 2010, where he hit .258 in 59 games with 31 RBI's and seven stolen bases. Perio Jr. spent 2011 with Greensboro of the South Atlantic League. While with the Grasshoppers he hit .295 in 119 games with 6 home-runs and 52 RBI. The De La Salle graduate moved on in 2012 to Jupiter in the Florida State League. He hit .248 in 119 games for the Hammerheads, with 22 doubles and 40 RBI's. Perio Jr. split time in 2013 with the Jupiter Hammerheads and the Jacksonville Suns. While with the Hammerheads, Perio hit .241 in 43 games with 16 RBI and 6 stolen bases. He continued to have success in AA Jacksonville where the left-handed batter hit .232 in 57 games with 14 RBI and one homerun. Perio spent 2014 back with Jupiter in the Florida State

league where he batted .241 in 96 games with 29 RBI and six stolen bases. Perio Jr. First experienced independent ball in 2015 when he joined the Sioux City roster. Perio hit .316 in 100 games with seven home-runs, 74 RBI and 18 stolen bases. Perio started 2016 with the Explorers playing in 35 games with a .338 average, 36 RBI's and three home-runs. He then moved on to Great Lakes in the Midland League. With the Loons, he batted .288 in 20 games before moving on to Tulsa in the Texas League. While with the Drillers, Perio hit .263 in seven games before finishing out the year with A+ Rancho Cucamongo in the California League. He batted .355 in 30 games for the Quakes adding 24 RBI's and six home-runs. Perio Jr. spent 2017 with AA San Antonio in the Texas League. He hit .281 in 112 games for the Missions while raking up 36 RBI's and four Homeruns.



## #14 Anthony Phillips

**Anthony Phillips** joins KC after spending time with the St. Paul Saints this season and beginning the year with the Colorado Rockies organization. Phillips, a 28-year-old native of Bellville, South Africa played 34 games for the Saints hitting .242 with a home run and 16 RBI. In two stops with Colorado, Phillips played in 14 games at AAA Albuquerque with two home runs and nine RBIs and another six games at AA Hartford in the Eastern League going 5 for 25. In 2017 Phillips played 99 games for AA Hartford with four homers and 24 RBIs hitting .209. The 2016 season Phillips spent the entire season at AA Arkansas in the Texas League for the Los Angeles Angels of Anaheim. In 114 games, he hit .259 with one home run and 37 RBIs in the Texas League. Phillips had his first stay with St. Paul in 2015 playing 91 games for the Saints hitting .269 with two home runs and 35 RBIs. Phillips spent 2014 with the Philadelphia Phillies organization splitting time with three different levels in the minor league system. He spent 57 games hitting .229 with a home run and two RBIs another 31 games at AA Reading and two games at High A Lakewood. Combined he hit .230 at all three stops with two home runs and 24 RBIs. The short stop began his baseball career

with the Seattle Mariner organization, where he spent parts of six season. He would climb the ladder from rookie level in 2007 to AAA Tacoma in the Pacific Coast League. He played a career high 124 games at High A High Desert in the California League in 2013 hitting at a .259 clip with nine long balls and 43 RBIs. Phillips was signed by former Big Leaguer turned scout Pat Kelly in 2006 at the age of 16. Kelly has served in various international baseball roles in Australia and has scouted the southern hemisphere for several organizations since his playing days were over. Phillips was spotted by Kelly during the 2006 U16 World Baseball Championships in Cuba with the South African Team.



## # 2 Colin Walsh

Colin Walsh comes to Kansas City from Sugarland in the Atlantic League, where the California native hit .281 in 43 games with one home run and 15 RBIs for the Skeeters.

Walsh was originally drafted by the St. Louis Cardinals in the 13<sup>th</sup> round in the 2010 June draft. He spent four seasons in their system reaching the AA level. In 2017, Walsh saw time with three different teams. He played in 68 games in the Southern League at Jackson hitting .273 with 11 home runs and 31 RBIs. At AAA Fresno in the Pacific Coast League, Walsh played in 22 games hitting .266 with three RBIs. He finished the year with Corpus Christi in the Texas League. With the Hooks, he played in 12 games, hitting .146 with one homerun and 4 RBI. Walsh reached the major leagues in 2016 where he played 38 games for the Milwaukee Brewers, hitting .085 with two RBI. He spent the remainder of the year with AAA Nashville of the Pacific Coast League. While with the Sounds, he hit .259 in 59 games, with four home runs and 26 RBIs. Walsh spent 2015 with Midland in the Texas League. He played in 134 games for the RockHounds with a .302 batting average, 13 home runs and 49 RBIs. In 2014, he played for three different ball clubs. He spent the most time with AAA Sacramento in the Pacific Coast League, hitting .272 in 47 games for the River Cats, with two home runs and 18 RBIs.

## MEET THE T-BONES PITCHERS



### #23 Robert Calvano

The Kansas City T-Bones signed right-handed pitcher Robert Calvano for the 2018 season on August 14th. Calvano grew up in Kansas City, Missouri before attending college in Nebraska at the University of Nebraska at Omaha. After graduating, Calvano was drafted in the 38th round of the 2016 June MLB draft by the St. Louis Cardinals. In his first season he played rookie ball for the Cardinals posting a 1-1 record with a 6.06 ERA and 14 strikeouts. In 2017 he started the year with Johnson County in the Appalachian league. While with the Cardinals, Calvano went 0-3 with a 5.23 ERA in six games. In July, he moved up to play with A(short) State College in the New York Penn League. While with the Spikes, he went 0-0 with a 6.75 ERA in 5 ½ innings. Calvano spent 2018 with two other teams before joining the T-Bones. He started the year with the Palm Beach Cardinals in the Florida State League before traveling to A(full) Peoria in the Midwest League. He had a combined record of 0-0, and averaged a 7.71 ERA in 4 ⅔ innings of relief.



### #50 Marcus Crescentini

**Marcus Crescentini** comes to Kansas City from A(Adv) Jupiter in the Florida State League. While with the Hammerheads, he appeared in two games working two innings of relief with a 4.50 ERA. The Florida native started 2018 with AA Jacksonville in the Southern League. With the Jumbo Shrimp, he appeared in 23 games, working 25.1 innings with a 3.91 ERA and 24 strikeouts. Crescentini began his professional career with the Los Angeles Dodgers organization in 2015. After being drafted in the 26th round, he would pitch 24 games in the Pioneer Rookie League, posting a 7.43 ERA in 26.2 innings with 42 strike outs. In 2016 he split time with 3 different organizations. Crescentini started the year playing for Great Lake in the Midwest League. With the Loons, he played in 16 games with an 0-2 record and a 7.71 ERA. After the Loons released him the Miami Marlins organization picked him up. Next, he had a short four game stay with Batavia in the New York-Penn League. While with the Muckdogs, he pitched 4 innings with a 2.25 ERA. He finished out 2016 playing for A(full) Greensboro of the South Atlantic League. While with the Grasshoppers he pitched in 20 games, tossing 30.1 innings with a 2-3 record and a 1.48 ERA. He started 2017 with the Grasshoppers going 2-0 with a 1.03 ERA in 20 games. After his tenure in the South Atlantic League he moved on to A(Adv) Jupiter in the Florida State League. He pitched 16.1 innings in 13 games with a 2.20 ERA and 21 strikeouts for the Hammerheads.



### #15 Joe Filomeno

**#15 Joe Filomeno** heads to Kansas City after being released by the Frisco RoughRiders. Filomeno went 0-1 with a 9.82 ERA in 7 innings with the AA Texas league team. He spent 2017 with the same ball club posting an 0-3 record with an 8.10 ERA in 29 games. In 2016, he played 30 games for the RoughRiders with a 2.20 ERA in 41 innings. Filomeno started 2016 with the A-Advanced High Desert Mavericks. While there he boasted a 0.57 ERA and a 1-0 record in 11 games. He played all of the 2015 season with the Hickory Crawdads of the South Atlantic League. He finished his time in Hickory with a 3-2 record while producing a 2.72 ERA in 56 ½ innings played. Filomeno was drafted by the Texas Rangers in the 2014 MLB draft. He played his rookie ball with the AZL Rangers going 2-0 in nine innings.




### #3 Kevin Hill

**Kevin Hill** comes to the T-Bones from AA Corpus Christi in the Texas League. With the Hooks, he appeared in 10 games working 18.1 innings with a 2-1 record and a 1.96 ERA. Hill began his professional career with the Houston Astros organization in 2016. After being drafted in the 25th round, he would pitch 13 games for the Tri-City ValleyCats, posting a 4.37 ERA in 35 innings with 22 strikeouts. In 2017, he split time between three different organizations. Hill started the year playing for Quad City in the Midwest League. With the River Bandits, he played 14 games with a 2-1 record and a 3.60 ERA. Hill moved on to A(adv) Buies Creek in the Carolina League where he played in 10 games pitching 34.1 innings of relief with 36 strikeouts. After his time with Buies Creek, he finished the year with AA Corpus Christi in the Southern League. The Oklahoma native played in two games for the Hooks with a 1-0 record and 0.00 ERA. Lee comes to Kansas City after spending the 2017 season with the Nationals in the Gulf Coast League. He played in three games and pitched 2.2 innings of relief. Lee began his professional career with the Washington Nationals organization in 2011. After being drafted in the 18th round, he would pitch ten games in the Gulf Coast League, posting a 4.05 ERA in 13 innings with 15 strikeouts. In 2012, the San Antonio native spent the season with A(Short) Auburn of the New York-Penn League. He pitched 13 games for the Doubledays with a 3-1 record and a 3.77 ERA. ERA and a 2-0 record. Lee spent 2016 in Harrisburg. This time, he pitched 45 games with a 3-1 record and a 4.32 ERA in 50 innings.



### #36 Nick Lee

**Nick Lee** spent 2013 with A(Full) Hagerstown in the South Atlantic League. While with the Suns, he pitched 19 games, posting a 3.96 ERA in 91 innings with a 6-4 record. Lee split time between three different teams in 2014. He started the year with the Nationals of the Gulf Coast League. While there he pitched 8 innings with a 6.75 ERA. He then moved on to A(adv) Potomac of the Carolina League, pitching five games with a 10.05 ERA and an 0-2 record. He finished the season with A(Full) Hagerstown pitching 8.1 innings with a 7.56 ERA and a 1-0 record. Lee split time again in 2015 starting the season with Potomac in the Carolina League. He pitched 20 games, posting a 2.57 ERA in 28 innings with 28 strikeouts. Lee ended the season with AA Harrisburg in the Eastern League. He pitched 20 games posting a 3.75.




### #24 Jackson Lowery

Kansas City has added **RHP Jackson Lowery** to the roster on August 4<sup>th</sup>, while the team was on their longest road trip of the season. Lowery retired all four of his batters in his debut at Lincoln that night and would go on to have a 2-1 record with a 3.12 ERA in 17.1 relief innings. He did make one spot start for the club, while adding 25 strike outs. Lowery is from Little Rock, Arkansas and pitched in college at the University of Arkansas in the SEC. Lowery signed a free agent contract with the Toronto Blue Jays after his senior season with the Razorbacks. In 2015, he made three stops in the Blue Jays system and spent last winter with the Canberra Cavalry of the Australian Baseball League. For his career the former Razorback is 6-4 with a 4.54 ERA in 85.1 innings.



### #47 Pasquale Mazzoccoli

**Pasquale Mazzoccoli** was the Pirates 35<sup>th</sup> round pick in 2016 out of Texas State University in San Marcos, Texas. He would join Bristol in the Appalachian League after the draft in 2016 pitching 26.2 innings with 21 strike outs. Last year Mazzoccoli began the season with five scoreless innings in the New York-Penn League at West Virginia before going 3-1 with West Virginia in the South Atlantic League in 25.2 relief innings. Combined on the season the Katy, Texas native would strike out 35 batters in 34.2 innings pitched.



### #35 Cody Winiarski

**Cody Winiarski** returns to the T-Bones where he was named the Reliever of the Year in the American Association in 2017. Winiarski earned Post Season All-Star honors by saving 21 games in 23 opportunities with a 5-1 record, striking out 66 in 52.1 innings with a 1.89 ERA for Kansas City. His 21 saves were the second most in the single season in T-Bones club history, just missing Kris Regas mark of 22 set in 2014. Winiarski would walk just eight batters in 2017 with an 8:1 strike out to walk ratio. His 47 appearances were the second most games for a pitcher in T-Bones franchise history. Winiarski was also part of a record-setting staff for Kansas City. The T-Bones set the American Association single-season strike out mark as a staff at 897. On August 9<sup>th</sup> in Fargo, in the bottom of the ninth, Winiarski struck out the side to break the franchise mark single-season team strike out mark. Winiarski, a former Chicago White Sox prospect, originally joined the T-Bones on January 13, 2017. The right-hander was selected in the 36<sup>th</sup> round by the Chicago White Sox in the 2011 draft out of the University of Virginia. A native of Wisconsin, he was drafted out of Union Grove High School by the Philadelphia Phillies in the 36<sup>th</sup> round but did not sign in 2007. As a Junior at the University of Virginia, he would post a 4.68 ERA, working 75 innings, with a 5-0 record in 17 games with 14 starts. Winiarski then went 6-4 in 77 innings as a senior with a 2.92 ERA in 13 starts, appearing 19 games total. Over his four-year college career, he struck out 200 in 267 innings. With the White Sox system, Winiarski reached AA Birmingham in 2015, and over parts of five seasons he would post a 4-7 record with a 4.00 ERA in 157.2 innings with 197 strike outs. His 2015 season was cut short in June because of an arm injury, and he did not return to the White Sox until late 2016. After Tommy John surgery in July of 2015, he returned for one game in 2016 with the rookie level White Sox of the AZ

## Meet the “Man on the top step”



On November 30, 2016, **Joe Calfapietra** was named the T-Bones sixth manager in the club’s history. Calfapietra (pronounced Cal-fa-pee-eh-tra), 47, brings an overall record of 905-783 into his second season in Kansas City and his 18<sup>th</sup> season as a manager, all at the independent level. Calfapietra guided Kansas City to the second best overall franchise record in the club’s history (57-43) with the team finishing in a three-way tie for a post season spot for the league the wild card. The T-Bones did not advance due to a tie breaker but Calfapietra turned over the 2017 roster with only one hold over from the 2016 helping the club reached a franchise high of 84 days above .500 out of a 109 day season. Despite a 1-5 start to begin the season, his 2017 club reached .500 at 7-7 at Sioux Falls on June 2nd and stayed at or above for 93 days and 83 in a row. With the win on August 26th at Gary, Calfapietra won his 900th career game. He hit the 50-win mark August 23rd at home against Cleburne for the seventh straight season. Calfapietra spent 14 seasons as the manager of the New Jersey Jackals of the Can-Am League before taking over the dugout reigns of the T-Bones in 2017. While in New Jersey, only four of those 14 teams did not reach the postseason. The Jackals won the league championship in 2004, at the end of Calfapietra’s second season in New Jersey, and then his teams reached the league championship series in five consecutive seasons, 2011-15. In 2016, the Jackals went 62-38, before losing in the first round of the Can-Am playoffs. The T-Bones and Calfapietra’s Jackals faced each other seven times in interleague play since 2012, with New Jersey winning four of those games. Calfapietra started his coaching career in 1994 in this organization, when the T-Bones were in Duluth, Minn., and were known as the Dukes. In 2002, Calfapietra was the first-ever manager of the Gary SouthShore RailCats, where he was the league

manager of the year, before starting with New Jersey the following season. Calfapietra lives in Collegeville, Pa., with his wife and their two daughters, ages 17 and 11. Calfapietra is the T-Bones’ sixth manager since the team moved from Duluth prior to the 2003 season and when he took over in 2017 he replaced John Massarelli, who went 139-160 in three seasons with Kansas City, including 42-58 in 2016.

### Joe Calfapietra’s Managerial Career

2000	—	Allentown	42	43	.494	No Postseason
2001	—	Allentown	43	47	.478	Postseason
2002	—	Gary	35	55	.389	No Postseason
2003	—	New Jersey	52	37	.584	Postseason
2004	—	New Jersey	54	39	.581	League Champions
2005	—	New Jersey	48	44	.522	No Postseason
2006	—	New Jersey	43	48	.473	No Postseason
2007	—	New Jersey	49	44	.527	Postseason
2008	—	New Jersey	43	51	.457	No Postseason
2009	—	New Jersey	55	39	.585	No Postseason
2010	—	New Jersey	42	50	.457	Postseason
2011	—	New Jersey	57	36	.613	Lost League Finals
2012	—	New Jersey	59	41	.590	Lost League Finals
2013	—	New Jersey	55	44	.556	Lost League Finals
2014	—	New Jersey	55	41	.573	Lost League Finals
2015	—	New Jersey	54	43	.557	Lost League Finals
2016	—	New Jersey	62	38	.620	Postseason
2017	—	Kansas City	57	43	.570	No Postseason lost tie breaker
<b>Overall</b>	<b>—</b>	<b>18 seasons</b>	<b>905</b>	<b>783</b>	<b>.536</b>	

### **Did you know?**

-T-Bones Manager Joe Calfapietra was the first manager of the Gary SouthShore RailCats in 2002, going 35-55, a feat that may seem not too monumental at first glance. Yet, when you consider the team played their entire schedule on the road due to construction delays with their home ballpark, the numbers are impressive. For his efforts, he was named Manager of the Year

### **Next to 1000**

-St. Paul Manager George Tsamis reached 1,000 career wins back on June 12<sup>th</sup>. He joined former Fargo boss Doug Simunic, current Gary Manager Greg Tagert and first year Chicago Dogs Manager Butch Hobson in the 1,000-win club in indy ball. Who is the next up to 1000 wins? Joe Calfapietra, who currently has 958 wins in his career.

# T-BONES BEHIND THE NUMBERS

## MISCELLANEOUS SEASON HIGHS & LOWS

**Number of Days in 1st:** 2  
**Number of Days in 2nd:** 83  
**Number of Days in 3rd:** 19  
**Number of Days in 4th:** 11  
**Number of Days in 5th:** 1  
**Number of Days in 6th:** 0  
**Most Games Above .500:** 23 (8/3) (8/9) (8/21)  
**Most Games Below .500:** 2 (5/20)  
**Number of Days Above .500- 77 Below .500- 6 At .500:** 1  
**Longest Winning Streak:** 9 (6/18-6/29)  
**Longest Winning Streak, Home:** 8 (6/21- 7/02)  
**Longest Winning Streak, Road:** 9 (7/9-8/2)  
**Longest Losing Streak:** 3 (STP 7/12-14) (@STP 8/3-5) (8/12-15)  
**Longest Losing Streak, Home:** 3 (7/12-7/14)  
**Longest Losing Streak, Road:** 5 (@STP 8/3-5, @SC8/9-10)  
**Longest Series Win Streak:** 3 (4 x) (6/18-6/21-, 6/22-6/24,626-28, 7/02-7/11)  
**Longest Series Win Streak, Home:** 3  
**Longest Series Win Streak, Road:** 3 (7/5 – 7/6)  
**Longest Series Losing Streak** 1  
**Longest Series Losing Streak, Home:** 1  
**Longest Series Losing Streak, Road:** 1 (5/18-20 @WIC) (6/29-7/02 @CLE)  
**Largest Margin of Victory:** 11 (6/3 WIC)  
**Largest Margin of Defeat:** 13 (7/3 SF)  
**Largest Come-From-Behind Win:** 5 (5/29 @SC, 5-run T9)  
**Largest Come-From-Behind Loss:** 6 (6/29 Monger walk off seals CLE Win)  
**Longest Rain Delay:** 1:22 called after 6.1 innings L 4-1 @ STP  
**Most Errors Game Team:** 4 (5/18 @WIC Loss 8-2) (5/28 @SC Loss 7-6)  
**Most Errors, One Game:** 2 Walters (5/18 @WIC Loss 8-2) Edgerton (5/28@SC)  
**Most DP Turned, Game:** 4 (8/4 @ STP)  
**Most DP Against, Game:** 4 (7/10 @ LIN)

## MISCELLANEOUS OCCURRENCES

**Back-to-Back Homers:** Zach Walters & Cal Towey in the 2nd off Mateo of SC 6/12  
 Mason Davis & Todd Cunningham in the 5<sup>th</sup> off Blank at SF 8/1  
**Back-to-Back Allowed:** 0  
**Complete Game:** 0  
**CG Against:** 0  
**Shutout Wins:** 7 (6/7 @TEX 8-0) (6/12 SIO 6-0) (6/26 LIN 7-0) (7/5 @TEX 1-0) (7/21 TEX 1-0) (7/22 TEX 4-0) (7/27 CHI 4-0)  
**Shutout losses:** 1 (6/2 WIC 1-0)  
**Complete Game Shutout:** 0  
**Complete Game Shutout against:** 0  
**No-Hitter:** 1 (7/5 @TEX)  
**Multi-Homer Games:** Zach Walters (2) 5/25 @CHI, Mason Davis (2) 7/17 @CLE, Noah Perio Jr. 8/16 FM (2)  
**Multi-Homer Games Against:** 2 (5/29 CLE, Monger, Scott)  
**Grand Slam Allowed:** 2 5/29 (Levi Scott)  
**5+ RBI Games:** 1  
**Inside-the-park HR:** 0  
**Sellouts:** 5/25 @ CHI

## T-BONES RECORDS

Commit 0 errors	25-10
Commit 1 error	21-8
Commit 2 errors	7-9
Commit 3 errors	1-1
Commit 4+ errors	0-3
Walk 4 or more times	26-11
Allow 4 or more walks	15-13
Score in First Inning	5-9
Opponent Scores in First	10-14
Starting Right-hander	48-27
Starting Left-hander	6-4
Facing Right-handed Starter	46-25
Facing Left-handed Starter	8-6
Leading after 6 innings	34-4
Leading after 7 innings	35-3
Leading after 8 innings	36-0
Trailing after 6 innings	6-22
Trailing after 7 innings	4-20
Trailing after 8 innings	5-21
Tied after 6 innings	3-2
Tied after 7 innings	4-6
Tied after 8 innings	3-7
Starter leaves with lead	39-3
Starter leaves trailing	8-23
Starter leaves tied	6-5
Opp. Starter leaves leading	8-22
Opp. Starter leaves trailing	36-4
Opp. Starter leaves tied	9-5
T-Bones Starter more IP	32-8
Opp. Starter more IP	16-20
Starters Same IP	6-3
Quality Start	27-5
Opponent Quality Starts	13-13
Both Quality Starts	8-4
No HR	21-17
1 HR	21-12
2+ HR	10-2
No HR Allowed	28-10
1 HR Allowed	17-10
2+ HR Allowed	6-10
In May	8-5
In June	17-9
In July	19-9
In August	10-8
In September	0-0
On Sunday	6-6
On Monday	5-2
On Tuesday	9-4
On Wednesday	11-3
On Thursday	8-3
On Friday	7-7
On Saturday	8-6
White Sleeveless Pinstripe	0-1
White Jerseys	3-1
White/gold jerseys	9-2
Travel Greys	3-1
Maroon BP tops	19-11
Black BP tops	17-14
Special Jerseys	0-1
After Off Day	4-4

## TEAM BATTING

**Runs (Game):** 13 (6/29 CLE)  
**Runs (Inning):** 9 (5/30 @SC) (6/8 @WIC)  
**Hits (Game):** 19 (6/18 WIN)  
**Hits (Inning):** 6 (5/30 @SC) (6/8 @WIC)  
**Fewest Hits:** 3 (7/5 @TEX G2)  
**Fewest Runs:** 0 (6/01 WIC)  
**HR's (Game):** 5 (7/17 @CLE)  
**HR's (Inning):** 2 (5/18 @WIC) (7/17 @CLE)  
**Extra-base Hits:** 5 (5/30 @SC)  
**Batters in Inning:** 14 (6/8 @WIC)  
**Walks:** 9 (6/29 @CLE)  
**Strikeouts (Game):** 14 (5/18 @WIC) (6/8 @WIC)  
**Stolen Bases (Game):** 4 (5/28 @SC) (7/20)  
**Errors (Game):** 4 (5/18 @WIC) (5/27 @SC)

## RECORDS BY OPPONENT

Opponent	Overall	Home	Away
STP	1-6	1-3	0-3
SC	5-7	2-2	3-5
CHI	5-1	2-1	3-0
GAR	2-1	2-1	
WIC	4-5	1-2	3-3
FM	2-4	1-2	1-2
SF	5-1	2-1	3-0
LIN	9-1	5-1	4-0
TEX	9-3	5-1	4-2
WIN	3-0		3-0
CLE	9-2	5-0	4-2
<b>Totals</b>	<b>54-31</b>	<b>26-14</b>	<b>27-17</b>

## TEAM PITCHING

**Runs (Game):** 14 (6/29 @CLE)  
**Runs (Inning):** 7 (7/14 STP)  
**Most Hits (Inning):** 6 (6/29 @CLE)  
**Fewest Hits (besides no hitter):** 3 (7/21 TEX), 1 (8/3 @STP)  
**HR's (Game):** 4 (6/29 @CLE)  
**HR's (Inning):** 2 (6/29 @CLE)  
**Batters in an Inning:** 12 (7/14 STP)  
**Walks:** 10 (6/29 @CLE)(7/14 STP)  
**Strikeouts (9 innings):** 10 (6/6 @TEX) (6/30 @ CLE) (7/15 LIN)  
**Strikeouts (Extra Innings):**  
**SB Against:** 2 (5/28 @SC) multiple last (8/10 @SC)  
**Fewest Runs (Game):** 0 (6/6 @ TEX) (6/12 SIO) (6/26 LIN) (7/21 TEX) (7/22 TEX)  
**Most Hits (Game):** 14 (6/29 @ CLE)

## ATTENDANCE / TIMES

**Largest Home Crowd:** 6,180 (6/24 CLE)  
**Smallest Home Crowd:** 2,109 (7/02 SF)  
**Largest Road Crowd:** 8,106 (8/5 @ STP)  
**Smallest Road Crowd:** 592 (5/29 @SC)  
**Avg. Time of Game:** 2:58  
**Longest Home Game (Innings):** 12 (7/26 LIN)  
**Longest 9-inning Home Game (Time):** 4:16  
**Long Extra Inning Game (Time):** 4:21  
**Shortest Home Game:** 2:24  
**Shortest Home Game (Weather):**  
**Longest 9-inning Road Game:** 3:17 (7/7 @TEX))  
**Longest Extra Inning Home Game (Innings):** 12  
**Longest Extra Inning Road Game (Innings):** 14  
**Longest Extra Inning Home (Time):** 3:32 (6/24 CLE)  
**Longest Extra Inning Road (Time):** 4:05 (6/29 @ CLE)  
**Shortest 9-inning Road Game:** 2:30 (8/11 @ SC)  
**Shortest 7-inning Home Game:** 1:45 (2nd game in DH on 8/15 v. FM)  
**Shortest 7-inning Road Game:** 1:51  
**Rainouts:** 6/7 @ TEX, 8/14 v. FM, 8/19 v. CLE  
**Delays:** 1:03 v. SC, 1:22 on 8/3 at STP, 0:35 on 8/16 v. FM  
**Longest Delay:** 1:22 on 8/3 at STP  
**Suspended Games:**  
**Cancelled Games:** 8/19 V. CLE  
**T-Bones Ejections:** Nick Torres 5/24 GAR, Cal Towey 5/28 @SC, 6/9 @WIC, Adrian Nieto 6/16 @F&M, Walters 7/7 @TEX, Irvine 7/17 @CLE, Calfapietra 7/26 LIN

## 2018 SCHEDULE RESULTS

Date	Time	Opponent	Score	Winning Pitcher	Losing Pitcher	Save	Att.	Record	Streak	+/- .500
5/18	3:16	@WIC	8-2	Banwart (1-0)	Paula (0-1)		4,272	0-1	-1	-1
5/19	2:35	@WIC	5-2	Harman (1-0)	Adkins (0-1)		2,144	0-2	-2	-2
5/20	2:41	@WIC	3-1	Gracesqui (1-0)	Tillman (0-1)	Winiarski (1)	1,392	1-2	+1	-1
5/22	4:08	GAR	6-2	Mckenzie (1-0)	Collier (0-1)		5,029	1-3	-1	-2
5/23	3:10	GAR	5-3	Astin (1-0)	Quintana (0-1)	Winiarski (2)	2,860	2-3	+1	-1
5/24	3:48	GAR	5-3	Adkins (1-1)	Gunn (1-1)	Winiarski (3)	4,232	3-3	+2	0
5/25	2:54	@CHI	8-4	Mazzoccoli (1-0)	Downing (0-1)		6,217	4-3	+3	+1
5/26	3:22	@CHI	4-2	Astin (2-0)	Turnbull (1-1)	Diaz (1)	NA	5-3	+4	+2
5/27	3:22	@CHI	8-6	Collier (1-1)	Moeller (0-1)	Gracesqui (1)	2,862	6-3	+5	+3
5/28	3:46	@SC	7-6 (10)	Schuster (1-0)	Diaz (0-1)		2,225	6-4	-1	+2
5/29	2:51	@SC	7-6	Mazzoccoli (2-0)	Fallwell (1-1)	Gracesqui (2)	591	7-4	+1	+3
5/30	3:09	@SC	10-2	Paula (1-1)	Markel (0-1)		895	8-4	+2	+4
5/31	2:44	@SC	5-4	Flores (1-0)	Eusebio (0-1)		NA	8-5	-1	+3
6/1	2:51	WIC	1-0	Osburn	Collier (1-2)		3,621	8-6	-2	+2
6/2	3:24	WIC	3-1	Bowen (1-0)	Gracesqui (1-1)	Tillman (5)	5,329	8-7	-3	+1
6/3	2:58	WIC	13-2	Irvine (1-0)	Cooper (2-1)		3,048	9-7	+1	+2
6/5	2:51	@TEX		Weiqiang (1-2)	Adkins (1-2)	Hernandez (1)	1,389	9-8	-1	+1
6/6	2:34	@TEX	8-0	Astin (3-0)	Matzek (0-2)	Buckelew (1)	1,313	10-8	+1	+2
6/7				Rain Out						
6/8	2:59	@WIC	11-3	Diaz (1-1)	Campbell (0-3)		2,963	11-8	+2	+3
6/9	3:15	@WIC	11-2	Carroll (1-0)	Cooper (2-2)		3,474	12-8	+3	+4
6/10	2:50	@WIC	7-6	Tillman (1-2)	Diaz (1-2)		3,268	12-9	-1	+3
6/11	2:54	SC	8-6	Astin (3-1)	Flores (2-0)	Karch (3)	2,046	12-10	-2	+2
6/12	2:38	SC	5-0	Buckelew (1-0)	Mateo (3-2)		2,812	13-10	+1	+3
6/13	3:41	SC	9-8	Collier (1-3)	Dykstra (5-0)	Karch (4)	5,541	13-11	-1	+2
6/14	3:08	SC	9-5	Carroll (2-0)	Jordon (4-1)		4,751	14-11	+1	+3
6/15	2:44	@FAR	6-4	Irvine (2-0)	Waite (1-2)	Diaz (2)	3,069	15-11	+2	+4
6/16	3:13	@FAR	5-4	Ballew (4-1)	Filomeno (1-1)	McCurry (6)	2,686	15-12	-1	+3
6/17	3:05	@FAR	8-6	Buckelew (1-1)	Solomano (3-3)	McCurry (7)	NA	15-13	-2	+2
6/18	3:01	@WIN	9-3	Collier (2-3)	Rosario (2-2)		5,044	16-13	+1	+3
6/19	2:53	@WIN	7-3	Carroll (3-0)	Carl (4-2)	Street (1)	NA	17-13	+2	+4
6/20	2:46	@WIN	6-3	Irvine (3-0)	McGovern (2-3)	Diaz (3)	3,387	18-13	+3	+5
6/22	2:51	CLE	7-3	Astin (4-1)	Mincey (0-3)		4,803	19-13	+4	+6
6/23	2:58	CLE	5-4	Buckelew (2-1)	Young (1-4)	Diaz (4)	6,180	20-13	+5	+7
6/24	3:32	CLE	6-5	Filomeno (2-1)	Blackwell (2-4)		3,851	21-13	+6	+8
6/26	2:51	LIN	7-0	Carroll (3-0)	Tamburino (4-1)		2,244	22-13	+7	+9
6/27	2:26	LIN	7-1	Irvine (4-0)	Herron (4-4)		3,005	23-13	+8	+10
6/28	2:49	LIN	6-2	Astin (5-1)	Kinman (2-1)	Diaz (5)	4,022	24-13	+9	+11
6/29	4:05	@CLE	14-13	Blackwell (4-4)	Street (0-1)		1,703	24-14	-1	+10
6/30	3:18	@CLE	7-4	Collier (3-3)	Gunn (1-1)			25-14	+1	+11
7/1	2:37	@CLE	5-2	Mortenson	Gracesqui			25-15	-1	+10
7/2	2:46	SF	3-2	Winiarski (1-0)	Nordgren (0-2)	Diaz (6)	2,109	26-15	+1	+11
7/3	2:46	SF	14-1	Esch (4-2)	Astin (5-2)		5,381	26-16	-1	+10
7/4	2:53	SF	3-2	Filomeno (3-1)	Wolfe (0-1)	Diaz (7)	6,157	27-16	+1	+11
7/5	2:15	@TEX	4-3	Crescentini (1-0)	Yanyong (0-2)	Diaz (8)	NA	28-16	+2	+12
7/5	1:51	@TEX	1-0	Gracesqui (2-2)	Jianzeng (0-3)	Winiarski (4)	1,078	29-16	+3	+13
7/6	3:10	@TEX	6-2	Adkins (2-2)	Jinghao (0-3)		4,157	30-16	+4	+14
7/7	3:17	@TEX	6-5	Yusong (2-0)	Irvine (4-1)	Contreras	2,623	30-17	-1	+13
7/9	3:11	@LIN	12-9	Astin (6-2)	Kourtis	Winiarski (5)	NA	31-17	+1	+14
7/10	2:38	@LIN	2-1	Collier (4-3)	Wooten	Filomeno (3-1)	2,588	32-17	+2	+15
7/11	3:06	@LIN	8-5	Adkins (3-2)	Robichaux (2-4)	Winiarski (6)	3,305	33-17	+3	+16
7/12	2:40	STP	9-2	Irvine (4-2)	Nunn (2-1)		4,029	33-18	-1	+15
7/13	3:35	STP	4-1	Matthys (4-3)	Mazzoccoli (2-1)	Jones (3)	3,787	33-19	-2	+14
7/14	3:18	STP	10-8	Schlosser (2-0)	Astin (6-3)	Devine	4,930	33-20	-3	+13
7/15	2:13	STP	5-1	Collier (5-3)	Foss (1-1)	Hill (1)	3,241	34-20	+1	+14
7/16	3:11	@CLE	10-4	Adkins (4-2)	Mouzakes (1-5)		1,104	35-20	+2	+15
7/17	3:44	@CLE	11-7	Crescentini (2-0)	Sanchez (1-2)		1,143	36-20	+3	+16
7/18	3:16	@CLE	8-3	Lee (1-0)	Mortenson (3-3)		999	37-20	+4	+17



7/20	3:31	TEX	11-9	Wright (2-1)	Winiarski (1-1)	Contreras (8)	6,006	37-21	-1	+16
7/21	2:43	TEX	1-0	Crescentini (3-0)	Yanyong (0-4)		4,507	38-21	+1	+17
7/22	2:24	TEX	4-0	Adkins (5-2)	Quan (0-5)		2,827	39-21	+2	+18
7/24	2:34	LIN	6-3	Bleday (1-0)	Bircher (3-5)	Winiarski (7)	2,832	40-21	+3	+19
7/25	2:54	LIN	7-4	Astin (7-3)	Tamburino (4-5)	Winiarski (8)	3,511	41-21	+4	+20
7/26	3:21	LIN	8-5	Mazzoccoli (2-2)	Bunda (3-0)	Hohensee (1)	4,378	41-22	-1	+19
7/27	2:52	CHI	4-0	Collier (6-3)	Simms		4,232	42-22	+1	+20
7/28	3:11	CHI	4-3	Filomeno (4-1)	Thorpe (2-4)		5,408	43-22	+2	+21
7/29	2:28	CHI	3-2	Goosen-Brown(5-5)	Hill (1-1)	Grover (5)	3,168	43-23	-1	+20
7/31	3:05	@SF	8-4	Irvine (5-2)	Nordgren (0-4)		2,010	44-23	+1	+21
8/1	3:24	@SF	12-5	Collier (7-3)	Thompson (4-7)		1,987	45-23	+2	+22
8/2	2:53	@SF	9-6	Astin (8-3)	Straka (1-4)		2,037	46-23	+3	+23
8/3	1:48	@STP	4-1	Solter (3-4)	Adkins (5-3)	Frosch (1)		46-24	-1	+22
8/4	3:15	@STP	10-2	Medina (6-4)	Aquino (0-1)		7,854	46-25	-2	+21
8/5	2:55	@STP	9-3	Nunn (4-2)	Irvinw (5-3)		8,106	46-26	-3	+20
8/6	2:34	TEX	4-2	Collier (8-3)	Tao (0-1)	Winiarski	2,399	47-26	+1	+21
8/7	2:41	TEX	6-4	Lowery (1-0)	White (0-1)	Winiarski	2,464	48-26	+2	+22
8/8	2:47	TEX	4-2	Adkins (6-3)	Haonan (0-1)		2,648	49-26	+3	+23
8/9	3:13	@SC	7-5	Dykstra (8-2)	Bleday (1-1)	Karch (19)	914	49-27	-1	+22
8/10	3:13	@SC	3-2	Markel (1-1)	Lee (1-1)		1,313	49-28	-2	+21
8/11	2:30	@SC	2-1	Collier (9-3)	Karch (2-2)	Winiarski (9)	1,905	50-28	+1	+22
8/12	3:19	@SC	11-3	Mateo (10-4)	Irvine (5-4)		1,060	50-29	-1	+21
8/15	3:21	FM	5-4	Waite (4-3)	Lee (1-2)		2,393	50-30	-2	+20
8/15	1:45	FM	3-0	Solomon (9-6)	Adkins (6-4)		2,393	50-31	-3	+19
8/16	4:09	FM	9-8	Winiarski (2-1)	Gregory (3-3)		3,416	51-31	+1	+20
8/17	3:46	CLE	6-5	Mazzoccoli (3-2)	Gomez (0-7)		4,012	52-31	+2	+21
8/18	3:19	CLE	5-3	Crescentini (4-0)	Hayes (0-3)	Winiarski (10)	5,429	53-31	+3	+22
8/19		CLE		Cancelled	Not to be made up					
8/21	2:32	@LIN	2-0	Collier (10-3)	Bircher (5-7)	Winiarski (11)	2,379	54-31	+4	+23

## 2018 SEASON TRANSACTIONS LIST

5/19/18: RHP Cody Martin contract purchased by the New York Mets.

5/22/18: OF Adam Brett Walker contract purchased by the Washington Nationals. Signed RHP Barrett Astin. Activated RHP Jackson Lowery from the disabled list.

5/23/18: Signed OF Johnny Davis and placed LHP Cody Dickson on the disabled list.

6/1/18: Placed RHP Cody Winiarski on the Disabled List retroactive to May 25; signed LHP James Buckelew and OF Todd Cunningham.

6/2/18: Signed RHP Scott Carroll and placed RHP Luis Paula on the inactive list; signed LHP Joe Filomeno and released IF Jordan Edgerton.

6/4/18: OF Johnny Davis signed by Tecolotes Dos Laredos in the Mexican League.

6/22/18: Signed IF Mason Davis; placed RHP Cody Winiarski on the inactive list and Cal Towey on the disabled list.

6/27/18: SP Scott Carroll signs to play in Mexican baseball league with the Tijuana Toros

7/2/18: RHP Cody Winiarski activated off of the inactive list

7/4/18: RHP Sam Street placed on the disabled list.

7/5/18: Signed LHP Nick Lee and RHP Kevin Hill.

7/7/18: LHP Carlos Diaz contract purchased by Cincinnati Reds.

7/13/18: Signed IF Colin Walsh and RHP Ian Hardman.

7/17/18: IF/OF Nick Torres Contract sold to the Texas Rangers.

7/18/18: Place RHP Lucas Irvine to disabled list, move RHP Sam Street to Inactive List and place LHP Cody Dickson on irrevocable waivers.

7/19/18: Signed LHP Jayson Aquino.

7/20/18: Signed LHP Adam Bleday, RHP Ian Hardman released on irrevocable waivers

7/24/18: IF Taylor Featherston contract purchased by the Cincinnati Reds; Signed IF Alay Rafael Lago

7/26/18: RHP Lucas Irvine activated off disabled list, RHP Barrett Astin moved to disabled list

7/27/18: OF Dexter Kjerstad traded to Winnipeg Goldeyes for a player to be named later; signed OF Logan Moon

8/4/18: IF Dylan Tice contract purchased by New York Mets

8/6/18: Signed IF Ryan Brett

8/8/18: LHP Nick Lee activated off DL, LHP Jayson Aquino released

8/9/18: Place RHP Barrett Astin on the disabled list, Sign RHP Wirkin Estevez.

8/12/18: RHP Wirkin Estevez signs with Pericos de Puebla in AAA Mexican League.

8/13/18: Traded LHP Francisco Gracesqui to Fargo-Moohead for a player to be named later.

8/14/18: Signed RHP Robert Calvano.

8/15/18: Activated RHP Barrett Astin off the disabled list, traded RHP Lucas Irvine to Sugarland for a player to be named later and acquired RHP Jared Mortensen from Cleburne to complete earlier deals.