



OFFICIAL GAME INFORMATION

Sioux City Explorers (66-25, 1st South) at Kansas City T-Bones (57-33, 2nd South)

LHP Ian McKinney (2-2, 2.95) at RHP Barrett Astin (9-3, 6.01)

Game 92 – Home Game 43bvc

8/26/18, 5:05 pm — T-Bones Stadium, Kansas City, Kan.

Series: Game 1 of 3

[On air at T-&Bones MixLR Channel](#)

AA SOUTH STANDINGS				
Team	W	L	GB	Last Game
Sioux City	66	25	-	L 3-0 @SF
T-Bones	57	33	8.5	W 18-6 WIN
Wichita	57	35	9.5	W 6-1 @TEX
Lincoln	45	46	21	L 8-3 @CLE
Cleburne	30	61	36	W 8-3 LIN
Texas	24	67	42	L 1-6 WIC
Sizzle Facts				
Streak: W1	Last 5: 3-2		Last 10: 7-3	
Home: 28-15	Away: 29-18		Vs. SC: 5-7	
South: 39-20	North: 18-13		Month: 13-10	
T-BONES LEAGUE LEADERS				
AVG	Todd Cunningham .346 / 1 st			
	Adrian Nieto .312 / 12 th			
	Noah Perio Jr. .304 / T 17 th			
R	Todd Cunningham 65 / T 5 th			
	Noah Perio Jr. 54 / T 13 th			
	Keith Curcio 52 / 14 th			
H	Noah Perio Jr. 108 / 10 th			
	Todd Cunningham 99 / 17 th			
	Keith Curcio 96 / 20 th			
2B	Todd Cunningham 24 / T 4 th			
	Noah Perio Jr. 22 / T 6 th			
	Keith Curcio 19 / T 9 th			
HR	Keith Curcio 10 / T 10 th			
RBI	Noah Perio Jr. 63 / 7 th			
	Keith Curcio 52 / T 15 th			
SB	Mason Davis 21 / T 6 th			
	Keith Curcio 19 / 8 th			
	Todd Cunningham 16 / T 9 th			
ERA	Tommy Collier 3.28 / 5 th			
	Hunter Adkins 3.39 / 7 th			
SO	Tommy Collier 128 / 1 st			
	Jared Mortenson 105 / 4 th			
Last Five				
Day	Opp	Result/Notes		
8/25	WIN	W 18-6, tied season high for runs scored		
8/24	WIN	L 13-11, 2 HR for Perio Jr.		
8/23	WIN	W 11-1 near shutout; WIN scored 1 in T9		
8/22	@LIN	Split DH, L 3-1, W 5-1, Winiarski Sv 12		
8/21	@LIN	W 2-0; Davis HR; Collier 9 Ks in 7 inn.		
8/18				
Day...7-5	Night...50-28			
Series...20-6-3	Sweeps...7-1			
Series Open...18-12	Series Middle...19-12			
Series Finale...19-11	Rubber Match...3-0			
Last At-Bat...10-19	Walk-Off...5-4			
Comeback...15-2	Extra Innings...7-5			
Doubleheader...3-3	Score First...38-8			
Allow First Run...19-24	1-Run Game...13-12			
2-Run Game...10-8	3-Run Game...8-6			
4+Run Game...26-9	More hits...48-10			
Fewer hits...7-20	Same hits...3-3			
Scoring 0-3...12-18	Scoring 4-6...21-11			
Scoring 7+...23-4	Allow 0-3...36-9			
Allow 4-6...18-8	Allow 7+...3-16			

Last Game

Winnipeg took an early lead of 1-0 and then 4-3 after a KC three spot in the bottom of the first. In the third the flood gates opened, and the T-Bones rolled from there. Noah Perio Jr. would drive in six on the night with help from Todd Cunningham, Keith Curcio and Alay Lago. Ryan Brett reached four times and Mason Davis three. Tommy Collier settled down on four days rest after a rough first two frames to get his 11th win.

Today

The T-Bones will host division bunk mates and the league leading Sioux City Explorers in the first game of a three-game series. LHP Ian McKinney (2-2, 2.95) will take the mound for the X's while KC will send out RHP Barrett Astin (9-3, 6.01) seeking his 10th win on the season for the T-Bones.

vs. Sioux City

This is the fourth series of the season between the two clubs with the series upper hand going to the X's with a 7-5 lead in the season series. The T-Bones are 36-40 all time in the AA vs. the X's.


Tale of

Offense	KC	SC
Runs	510 / 3 rd	558 / 1 st
HR	67 / 8 th	49 / 10 th
BB	345 / 2 nd	339 / 3 rd
SB	113 / 3 rd	121 / 2 nd
OBP	.368 / 2 nd	.375 / 1 st
Avg	.294 / 2 nd	.303 / 1 st
OPS	.796 / 2 nd	.802 / 1 st
Pitching		
BB	309 / 5 th	272 / T 9 th
SO	717 / 3 rd	802 / 1 st
SV	31 / 3 rd	32 / 2 nd
WHIP	1.33 / 3 rd	1.31 / 2 nd
ERA	3.92 / 4 th	3.33 / 1 st
Defense		
ERR	81 / 8 th	80 / 9 th

the tape

NEXT FIVE				
8/27	SC	RHP Justin Vernia (11-1, 2.96) at RHP Hunter Adkins (6-5, 3.38)	7:05 pm	
8/28	SC	RHP Luis Mateo (10-5, 3.98) at LHP Adam Bleday (1-1, 2.81)	11:05 am	
8/29	WIC	TBA at RHP Jared Mortenson (4-5, 4.00)	7:05 pm	
8/30	WIC	TBA at RHP Tommy Collier (11-3, 3.27)	7:05 pm	
8/31	WIC	TBA at RHP Barrett Astin (9-3, 6.01)	7:05 pm	

Follow us on Social Media!





Steak Bites from the steakhouse

Up next

The T-Bones will host Wichita following the three game series with “the city”. Around the corner the T-Bones travel to the south side of Chicagoland to face the Gary South Shore Railcats in a weekend season curtain closing series.

Making it seven

Noah Perio Jr had seven RBI on Friday night against Winnipeg. He joined two other T-Bones with seven RBI in a game and both came in back to back years in the Northern League. Ryan Fox had seven at Schaumburg on 7/3/09 and Kevin Mahar also rolled a lucky seven vs. Schaumburg 7/6/08 on the same week a year later.

Windfall

Noah Perio Jr and Zach Walters were swapped between St. Paul and KC on July 8th. The evidence suggest that the trade was beneficial for both clubs but starting to tilt into KC’s favor.

	<i>G</i>	<i>AB</i>	<i>R</i>	<i>H</i>	<i>2B</i>	<i>3B</i>	<i>HR</i>	<i>RBI</i>	<i>BB</i>	<i>SO</i>	<i>SB</i>	<i>AVG</i>
<i>Perio</i>	43	172	28	51	10	1	7	46	17	26	3	.297
<i>Walters</i>	43	174	26	50	11	0	6	31	12	34	0	.287

Roster Moves

The T-Bones signed **IF Danny Hayes** and have placed **LHP Nick Lee** on the DL retroactive to last Tuesday on Friday.

Record setters

The franchise record for wins in a season in **58** from 2010. KC would go to a 57-43 record in 2017, the second-best record in franchise history. The Team is on pace to break that mark this season sitting at **57-33**. The club needs two wins over the next nine games to tie the mark and two to break it.

2010- 58-42

2017- 57-43

2012 -51-49

2015 -49-51

2004, 2011, 2014 – the team won 48 games each year.

Record setters’ part 2

The T-Bones have finished above .500 just three times in franchise history while winning two titles in the Northern League with a record overall below .500. There were two finishes at .500 at Duluth and another in KC. Joe Calfapietra will become the first manager in franchise history to guide the club to two seasons of records above .500 and will be the first to guide the club at or above .500 in back to back years.

1996 42-42 George Mitterwald

2000 43-43 Benny Castillo

2004 48-48 Al Gallagher

2010 58-42 Tim Doherty

2012 51-49 Kenny Hook

2017 57-43 Joe Calfapietra

The Race for the Card

KC has nine games remaining, while rival Wichita, who trails KC by one game in the wild card race has 9 games left. The two teams will play each other for the final three regular season home games during the final nine game home stand. The T-Bones have 6 home games and 3 road games left while the Wingnuts have 5 home and 3 road contests.

AA WILD CARD STANDINGS					
Team	W	L	GB	Home/Away	Key Dates
T-Bones	57	33	----	6 3	3 vs WIC 3 @GAR
Wichita	57	35	1.0	5 3	3 @KC 2 vs GAR 3 vs SC

T-Bones remaining schedule – (3) vs. Sioux City, (3) vs. Wichita, (3) at Gary

Wichita remaining schedule - (2) vs. Gary, (3) at Kansas City, (3) vs. Sioux City

Magic numbers

With Sioux City 8 ½ games ahead with 9 to play they have a magic number to clinch the south at two over KC. That is any combo of X’s wins and losses by the T-Bones.

The equation for a magic number in baseball- *number of games in a season +1 – Wins Team A -Losses Team B*

After 90

After 90 games last season the T-Bones sat at 51-39 and at 57-33 this season have improved on last season's pace currently by six games.

On the air

Dan Vaughan returns for his second season as the "voice of the T-Bones." Vaughan spent the previous four years with the Gary SouthShore RailCats and is the Australian summer voice of the Perth Heat of the Australian Baseball League during the USA winters. The game audio can be heard on bonesbaseball.com and on the [T-Bones MixLR Channel](#) and the MixLR app. The pregame begins at 6:40 (home 25 minutes before on road) with "The Top Step with Manager Joe Calfapietra." AmericanAssociationBaseballTV.com carries the video stream of all home games. The full pregame show can be heard online on the radio side with the news and scores around the American Association and other pregame notes. On the road the audio stream can be heard on AmericanAssociationBaseballTV.com in addition to flagship home on [T-Bones MixLR Channel](#). For fans that want to hear the game inside the ballpark tune into **107.9 FM** on your radio dial to hear all the live radio action inside T-Bones Stadium.

Moving on up

Wirkin Estevez is the third player to sign as a free agent with the AAA Mexican League. The T-Bones have lost 11 players during the season to affiliated ball yet still somehow are still in the hunt and reached a franchise best 23 games above .500 last week. Dylan Tice became the 38th Kansas City player and the eighth this season to have his contract purchased while with the T-Bone last week. In May, the Washington Nationals purchased the contract of outfielder Adam Brett Walker, and the New York Mets purchased the contract of right-handed pitcher Cody Martin. On July 3, the Cubs purchased the contract of left-handed T-Bones pitcher James Buckelew. On July 7, the Cincinnati Reds purchased the contract of left-handed pitcher Carlos Diaz. On July 13, the Seattle Mariners purchased the contract of left-handed pitcher Joe Filomeno, and on July 17 the Texas Rangers picked up OF/IF Nick Torres. Taylor Featherston was plucked from the roster less than two weeks ago by the Cincinnati Reds on July 24th. Add IF/OF Frank Duncan to the mix signed by the Dodgers just a week before spring trainings. On that note the club has lost the #6 Dylan Tice and #9 Nick Torres ranked batting averages in the league.

Alumni Report

-**Nick Torres** has raised his average to .204 after a slow start at AAA Round Rock (Texas) and up to eight RBI. He is 6 for his last 16 with two multi-hit games. He has five RBI in his last nine games and three in the series with Nashville (Oakland) earlier this week. He went 0 for 3 with a run scored last night against New Orleans (Marlins) at home.
-**Adam Brett Walker** has not played since July 8th and has been on the DL for Harrisburg in the AA Eastern League for Washington. He is hitting .200 for the season.
-**James Buckelew** was demoted to High A Myrtle Beach from the Cubs AA team Tennessee and after one appearance was placed on the DL yesterday. On the 14th he worked two scoreless innings for the Pelicans at Potomac (Washington) in the Carolina League. At AA he worked 21 innings with 0-2 record and a 4.64 ERA. He gave up 23 hits with 11 ER, 10 BB and 15 SO.
-**Carlos Diaz** worked a scoreless inning for Daytona (Cincinnati) in the Florida State League Thursday night at home against Lakeland (Tigers). He picked up his 33rd strike out and now has worked 19.1 with 33 strike outs and a 3.26 ERA and a .197 average against.
-**Cody Martin** went a third of an inning on the 21st and left due to injury and was placed on the DL at AAA Vegas (Mets). He is 3-4 with a 7.03 ERA.
-**Dylan Tice** at short season A for the Mets is on a six-game hitting streak after he went 2-for-3 last night against Connecticut (Tigers) scoring a run driving in a run and adding a walk in a 12-1 win for Brooklyn. On the 19th 3 for 4 with three runs scored and two RBI in the Cyclones game at Hudson Valley (Tampa Bay). He went 1-for-5 Friday night at Tri City (Houston). He is now 11-for-29 hitting .379 with 5 RBI.
-At AA Pensacola for the Reds **Taylor Featherston** in 28 games at AA is 28 for 112 hitting .250 with a homer and 11 RBIs. He went 1 for 4 last night in the team's 11-6 win over Mobile (Angles)
-In Mexico **Johnny Davis** went 2 for 3 last night in Laredo's 9-8 win over Saltillo with a walk. He is hitting .311 with the Tecolotes de los dos Laredo's of the AAA Mexican League. For the season he is hitting (61 for 196) with four homers and 23 RBIs. He has 22 stolen bases and taken the league lead over former Sioux City X's speedster Tony Campana who has 20 with Aguascalientes. His six triples leads the league and he is eighth in runs scored with 37.

HOT T-BONES

At the plate

-**Noah Perio Jr.** has 30 RBI in his last 22 games with an 18 RBI week beginning last Tuesday in Lincoln. He is the only T-Bones to post a pair of two home run games this season. On 8/16 he had two including a walk off and last night he launched two in the loss to Winnipeg. His seven home runs on the season all have come as a member of KC as he did not go deep with St. Paul. In 43 games with KC he 46 RBI while in 44 games at St. Paul he had just 17. He went 4-for-14 at Lincoln with three RBI and is coming off a seven and six RBI game for KC in back to back nights against Winnipeg. Against the Goldeyes he went 8 of 13 scoring seven and driving in 15.
-**Adrian Nieto** has three straight RBI games and has reached base in 13 straight games and he has walked four times in his last six games.
-**Keith Curcio** is on a five-game hitting streak (8 for 21) with five RBI in the Winnipeg series.
-**Ryan Brett** has nine multi-hit games in his first 18 with KC and has reached base in all 18 games he has played. He went 3 for 5 last night his third straight night he had a three-hit game. He went 9 for 15 in the series scoring six runs. In fact, he was 5 for 5 with 2 runs score in each game this week against Winny. He is on a four-game hitting streak.
-**Alay Lago** is on a four-game hitting streak and is 7 for 17 in that span. He drove in four against Winnipeg with two doubles.

On the hill

-**Tommy Collier** had 70 K's in his last 63 innings and the team has won the last 13 of his starts.
-**Marcus Crescentini** has 26 K's in his last 17.0 IP.
-**Cody Winiarski** has struck out 16 in his last nine appearances combined in a total of 9.2 innings.
-**Joe Filomeno** has allowed 2 ER in his last 20 appearances.
-**Robert Calvano** worked two innings Thursday night of scoreless relief in his T-Bones debut.

THE LAST TIME...

T-Bones scored 10 runs in a game	8/25/18	WIN (W 18-6)
T-Bones recorded 15 hits in a game	8/25/18	WIN (W 18-6) (19 hits)
T-Bones shut out their opponent	8/21/18	@LIN (2-0)
T-Bones won with a walk-off	8/17/18	CLE 6-5 in 11
T-Bones swept a series	8/6-8/8	Vs TEX (3-0)
T-Bones won 5 games in a row	6/18-6/29/18	9 games
A T-Bone had 4 hits in a game	8/25/18	WIN Todd Cunningham (4)
A T-Bone had 5 hits in a game	8/1/17	@CLE Cedric Hunter (5)
A T-Bone had 5+ RBIs in a game	8/25/18	WIN Noah Perio Jr (6)
A T-Bone hit at least 2 HRs in a game	8/23/18	WIN Noah Perio Jr. (2)
A T-Bone hit a grand slam	6/27/17	@LIN Kyle Petty
A T-Bone pitcher threw a complete game (9 IP)	8/12/16	Jarred Messer
A T-Bone pitcher struck out at least 10 batters	7/27/18	Tommy Collier (11)
A T-Bone pitcher threw a no-hitter	7/5/18	Combined in 7 innings (1-0 @TEX)

On This Date...

August 26, 2010

Blackwood Blasts 30th in Comeback Win Over Rockford

Jacob Blackwood highlighted a six-run ninth inning with his 30th home run of the year, tying the T-Bones single-season home run mark while propelling Kansas City (51-38) to an 8-3 win over the Rockford RiverHawks (44-46) on Thursday night.

Rockford struck first in the contest against Mike Rocco with a solo home run by Victor Diaz to begin the second inning. Rico Washington answered for the T-Bones an inning later with a solo blast of his own off Roger Lincoln to tie the game at one.

Rocco was chased in the fifth inning when the RiverHawks took a 3-1 lead with a two-run frame. Jono Brooks reached on an error to begin the inning and scored the first run on an RBI double by Rich Austin. Todd Moser entered for Kansas City and immediately surrendered an RBI single to Jason James to cap the scoring for Rockford.

Rocco was charged with three runs, two earned, on four hits over four and one-thirds innings. Lincoln left with one out in the seventh, surrendering one run on six hits in his outing. Neither starter factored into the decision.

Matt Perisho threw a perfect seventh and Casey Hodges (2-2) added a scoreless eighth for the T-Bones. Kansas City pulled within one in the top of the eighth against Jon Huizinga on an RBI single by Gabriel Martinez. Jimmy Johnson entered with two outs in the frame and struck out the only batter he faced to end the threat.

Dwayne White entered as a pinch-hitter against Rockford closer Scott Roehl (5-2) to begin the ninth and quickly tied the game at three with a solo shot to right. Pinch-hitter Keith Hernandez singled two batters later and was followed by a one-out walk from Jimmy Mojica. After a flyout, Blackwood gave the T-Bones a 6-3 lead with his record-tying blast. A walk to the next hitter chased Roehl, and Ray Sadler greeted Mike McTamney with a two-run home run to cap the score at 8-3.

Roehl suffered the blown save and the loss after allowing five runs on three hits, two home runs, in two-thirds of an inning. Drew Shetrone threw a perfect ninth for Kansas City to secure the win for Hodges.

Blackwood finished two-for-three with a double, home run and three RBI. His blast tied him with Eddie Pearson for the team's single-season home run record, a mark set in 2004. Blackwood is now three home runs shy of the Northern League, and franchise, record of 33 set by Anthony Lewis of the Duluth-Superior Dukes during the 2000 season. The win also secures the first winning regular season for the Duluth/Kansas City franchise.

MEET THE T-BONES STARTING PITCHER

#17 Barrett Astin



Barrett Astin brings 5 years of professional experience to the T-Bones, including a 6-game stint in 2017 where he played in the Big Leagues with the Cincinnati Reds. Astin was born in Forrest City, Arkansas, comes to the T-Bones following a 2017 season where he played 69 games between AZL Reds and the AAA Louisville in the Cincinnati Reds organization. Astin last pitched in 2018 with the Louisville Bats of the AAA League. With the Bats, the Arkansas native appeared in 5 games, working 7.2 innings of relief with a 4.70 ERA with five strikeouts. Astin began his professional career with the Milwaukee Brewers organization in 2013. After being drafted in the 3rd round, he would pitch in 12 games in the Pioneer League, posting a 4.30 ERA in 37.2 innings with 31 strike outs for the Helena Brewers. In 2014 Astin took the next step up the ladder to the Midwest league, tossing 121.2 innings with a 8-7 record and a 4.96 ERA for the Wisconsin Timber Rattlers. He would split time in 2015 with the Daytona Tortugas of the Florida State League and AA Pensacola Blue Wahoos in the Southern League. At Pensacola he crafted a 5.63 ERA in 76.2 relief innings with 61 punch outs and a 4-6 record, and while at Daytona, he had a 2.29 ERA and a record of 4-3. He spent all of the 2016 season with the Wahoos where he posted a 9-3 record as a starter boosting a 2.36 ERA in 103.1 innings of relief. He would appear in six games for the Cincinnati Reds in 2017 producing 2 strikeouts in 8 innings of relief. Astin has taken

over Scott Carroll's role of pitching coach after Carroll was signed to play in Mexico. Astin was forced into the game at the plate when the T-Bones had to sub in for their DH losing that spot and he batted for himself going 1-for-2 on June 16th at Fargo.

PITCHING GAME LOG

DATE	TEAM OPP	RESULT	W	L	GS	CG	SHO	SV	IP	H	R	ER	BB	SO	BF	OOBP	OSLG	OAVG	ERA
08/22/18	KAN @LIN	W 5-1	1	0	1	0	0	0	6.0	1	1	1	2	5	22	.227	.055	.055	1.50
08/15/18	@KAN FAR	L 4-5	0	0	1	0	0	0	5.0	9	3	2	1	5	25	.400	.458	.375	3.60
08/07/18	@KAN TEX	W 6-4	0	0	1	0	0	0	2.1	4	3	1	2	2	12	.500	.400	.400	3.86
08/02/18	KAN @SF-	W 9-6	1	0	1	0	0	0	6.0	7	5	5	0	6	25	.269	.280	.280	7.50
07/25/18	@KAN LIN	W 7-4	1	0	1	0	0	0	6.0	8	4	4	3	3	29	.379	.653	.307	6.00
07/20/18	@KAN TEX	L 9-11	0	0	1	0	0	0	6.0	6	6	6	2	4	25	.320	.478	.260	9.00
07/14/18	@KAN ST.	L 8-10	0	1	1	0	0	0	3.2	6	9	9	6	1	22	.521	.625	.375	22.09
07/09/18	KAN @LIN	W 12-9	1	0	1	0	0	0	6.0	4	3	3	3	5	24	.291	.190	.190	4.50
07/03/18	@KAN SF-	L 1-14	0	1	1	0	0	0	7.0	9	10	8	3	2	34	.411	.724	.310	10.29
06/28/18	@KAN LIN	W 6-2	1	0	1	0	0	0	6.0	5	1	0	3	3	25	.320	.318	.227	0.00
06/22/18	@KAN CLE	W 7-4	1	0	1	0	0	0	6.0	8	4	4	1	6	26	.346	.360	.320	6.00
06/16/18	KAN @FAR	L 4-5	0	0	1	0	0	0	6.0	8	4	4	3	2	27	.407	.458	.333	6.00
06/11/18	@KAN SC-	L 6-8	0	1	1	0	0	0	7.1	11	8	8	1	3	34	.382	.500	.343	9.82
06/06/18	KAN @TEX	W 8-0	1	0	1	0	0	0	6.0	5	0	0	2	6	25	.320	.272	.227	0.00
05/31/18	KAN @SC-	L 4-5	0	0	1	0	0	0	6.0	7	4	3	1	3	26	.307	.320	.280	4.50
05/26/18	KAN @CHI	W 4-2	1	0	1	0	0	0	5.0	5	2	2	0	3	20	.238	.500	.250	3.60
05/23/18	@KAN GAR	W 5-3	1	0	0	0	0	0	1.0	2	1	1	0	0	5	.400	.400	.400	9.00

PITCHING TOTALS

SEASON	TEAM	W-L	G	GS	CG	SHO	SV	IP	H	R	ER	BB	SO	BF	OOBP	OSLG	OAVG	ERA
AA Reg Season 2018	Kansas City T-Bones	9-3	17	16	0	0	0	91.1	105	68	61	33	59	406	.355	.422	.289	6.01
Totals		9-3	17	16	0	0	0	91.1	105	68	61	33	59	406	.355	.422	.287	6.01

ASTIN CAREER

Year	Age	AgeDif	Tm	Lg	Lev	Aff	W	L	W-L%	ERA	RA9	G	GS	GF	CG	SHO	SV	IP	H	R	ER	HR	BB	IBB	SO	HBP	BK	WP	BF	WHIP	H9	HR9	BB9	SO9	SOW					
2013	21	0.0	Helena	PION	Rk	MIL	1	1	.500	4.30	5.97	12	8	0	0	0	0	37.2	41	25	18	6	11	0	31	1	0	2	167	1.381	9.8	1.4	2.6	7.4	2.82					
2014	22	0.1	Wisconsin	MIDW	A	MIL	8	7	.533	4.96	5.62	27	18	8	0	0	4	121.2	132	76	67	12	36	0	81	5	0	9	525	1.381	9.8	0.9	2.7	6.0	2.25					
2015	23		2 Teams	2 Lgs	AA-A+	CIN	8	9	.471	3.98	4.64	30	25	0	1	0	0	151.1	147	78	67	9	57	0	122	3	0	4	642	1.348	8.7	0.5	3.4	7.3	2.14					
2015	23	-1.3	Pensacola	SOUL	AA	CIN	4	6	.400	5.63	5.87	14	14	0	0	0	0	76.2	85	50	48	9	39	0	61	2	0	2	337	1.617	10.0	1.1	4.6	7.2	1.56					
2015	23	0.0	Daytona	FLOR	A+	CIN	4	3	.571	2.29	3.38	16	11	0	1	0	0	74.2	62	28	19	0	18	0	61	1	0	2	305	1.071	7.5	0.0	2.2	7.4	3.39					
2016	24	-0.2	Pensacola	SOUL	AA	CIN	9	3	.750	2.26	2.70	37	11	5	0	0	0	103.1	74	31	26	8	25	1	96	6	0	5	403	0.958	6.4	0.7	2.2	8.4	3.84					
2016	24	1.0	Peoria	AZFL	Fal		0	1	.000	3.21	4.50	11	1	2	0	0	1	14.0	13	7	5	0	7	0	8	1	0	1	60	1.429	8.4	0.0	4.5	5.1	1.14					
2017	25		2 Teams	2 Lgs	AAA-Rk	CIN	3	4	.429	5.64	6.49	29	5	3	0	0	0	52.2	73	38	33	4	22	1	48	0	1	3	247	1.804	12.5	0.7	3.8	8.2	2.18					
2017	25	-3.4	CIN	NL	MLB	CIN	0	0		6.75	6.75	6	0	1	0	0	0	8.0	9	6	6	2	7	0	2	2	0	0	41	2.000	10.1	2.3	7.9	2.3	0.29					
2017	25	-1.4	Louisville	IL	AAA	CIN	3	4	.429	6.10	7.03	26	3	3	0	0	0	48.2	71	38	33	4	22	1	44	0	1	2	233	1.911	13.1	0.7	4.1	8.1	2.00					
2017	25	4.3	Reds	ARIZ	Rk	CIN	0	0		0.00	0.00	3	2	0	0	0	0	4.0	2	0	0	0	0	0	4	0	0	1	14	0.500	4.5	0.0	0.0	9.0						
2018	26	-0.2	Louisville	IL	AAA	CIN	0	0		4.70	5.87	5	0	2	0	0	0	7.2	10	5	4	1	3	0	5	0	0	3	37	1.696	11.7	1.2	3.5	5.9	1.67					
2018	26	-0.6	Kansas City	AA	Ind		9	3	.750	6.01	6.70	17	16	0	0	0	0	91.1	105	68	61	11	33	0	59	6	0	7	406	1.511	10.3	1.1	3.3	5.8	1.79					
Year	Age	AgeDif	Tm	Lg	Lev	Aff	W	L	W-L%	ERA	RA9	G	GS	GF	CG	SHO	SV	IP	H	R	ER	HR	BB	IBB	SO	HBP	BK	WP	BF	WHIP	H9	HR9	BB9	SO9	SOW					
Minors (6 seasons)												29	24	.547	4.08	4.80	140	67	18	1	0	4	474.1	477	253	215	40	154	2	383	15	1	26	2021	1.330	9.1	0.8	2.9	7.3	2.49
Other (2 seasons)												9	4	.692	5.64	6.41	28	17	2	0	0	1	105.1	118	75	66	11	40	0	67	7	0	8	466	1.500	10.1	0.9	3.4	5.7	1.68
All Levels (6 Seasons)												38	28	.576	4.40	5.12	174	84	21	1	0	5	587.2	604	334	287	53	201	2	452	24	1	34	2528	1.370	9.3	0.8	3.1	6.9	2.25
AAA (2 seasons)												3	4	.429	5.91	6.87	31	3	5	0	0	0	56.1	81	43	37	5	25	1	49	0	1	5	270	1.882	12.9	0.8	4.0	7.8	1.96
AA (2 seasons)												13	9	.591	3.70	4.05	51	25	5	0	0	0	180.0	159	81	74	17	64	1	157	8	0	7	740	1.239	8.0	0.9	3.2	7.9	2.45
Rk (2 seasons)												1	1	.500	3.89	5.40	15	10	0	0	0	0	41.2	43	25	18	6	11	0	35	1	0	3	181	1.296	9.3	1.3	2.4	7.6	3.18

PITCHING / CATCHER EXTRAS

	T-BONES STAFF	W-L	ERA	ER	IP
	Starters	38-21	4.28	232	488.0
	Relievers	19-12	3.09	95	277.0

Catchers Box					
Player	CS	SB	ATT	PCT	PB
Nieto	19	43	62	.31%	4
Pennell	8	21	29	.28%	3
Others					
Total	27	64	91	.30%	7

MEET THE T-BONES HITTERS



10 Ryan Brett

Ryan Brett comes to Kansas City from the Chicago White Sox organization where he spent 10 games at AAA Charlotte in the International League but spent the bulk of 2018 at AA Birmingham in the Southern League. At AA Brett hit .265 in 47 games with three home runs and 15 RBIs. He spent 10 games with the AAA Knights and went 2 for 30 in limited action. Brett was drafted by the Tampa Bay Rays in the 3rd round of the MLB draft in 2010 out of Highline High School in Burien, Washington. He debuted at the rookie level Gulf Coast League, playing in 27 games and hitting .303 with nine RBIs and then making the next jump up the ladder to the Appalachian League the next season with Princeton. Brett would hit .300 in 64 games with three home runs and 24 RBIs and adding 21 stolen bases. The climb continued in 2012 where Brett played in 100 games with six home runs and driving in 35 runs with a .285 average. The following season the Washington state native would make three stops in the Rays organization, reaching AA for the first time in his career. In the AA Southern League Brett would play in 25 games for Montgomery, hitting .238 with three homers and 16 RBIs while adding another 51 games at High A Charlotte. While with the Stone Crabs, Brett would play 51 games with four long balls and 22 RBIs, hitting at a .340 clip. His combined average of .301 earned Brett a spot in the prestigious Arizona Fall League in 2013 where he would go 8 for 52 in 16 games at Salt River. Brett made the AA club out of spring training in 2014 and played in 107 games with the Biscuits, hitting eight home runs while knocking in 38 runs with a .303 average. His 27 stolen bases led the club and was good for second in the league. He would finish 12th at the plate in the league—just behind names like Kris Bryant (#1), Corey Seager (#2) and Micah Lamb (#6). Brett would score a team-

leading 64 runs in a break-out season for the Rays organization. In 2015 Brett opened the season at AAA Durham but was promoted to the Big Leagues on April 18th and would appear in three games going 2-for-3. He injured his shoulder against the Boston Red Sox and spent the rest of the season at AAA. In 84 games at Durham, he would hit .247 with five homers and 30 RBIs. He missed all of 2016 following the injury and signed a minor league deal with Tampa for 2017 where he played in a combined 20 games between AAA Durham and AA Montgomery, hitting .284. Brett signed another minor league deal with the Texas Rangers for 2018, but he was released in spring training and then inked by the White Sox where he played this year.



9 Todd Cunningham

Todd Cunningham brings some major league experience to Kansas City with 67 big league games under his belt since 2013. The Alabama native most recently spent time with the Indianapolis Indians and the Charlotte Knights playing nine games a piece in 2018 before working his way to Kansas City. In those 18 games Cunningham had 3 RBI's and hit .163. Cunningham started his career with the Atlanta Braves organization playing for the Rome Braves. In his rookie year he played in 65 games with 20 RBIs and hit .260. In 2011 Cunningham hit four homeruns while batting a .257 with 20 RBIs in 87 games for the Lynchburg Hillcats of the Carolina League. In 2012 he hit .309 in 120 games with 51 RBIs and three home runs in AA Southern League. Cunningham saw his first major league action in 2013 playing in eight games for the Atlanta Braves while batting .250. Cunningham would play 39 games for the Atlanta Braves again in 2015 before playing 20 games with the Los Angeles Angels of Anaheim in 2016. In 2017 he split time with AAA Memphis Redbirds and AAA Oklahoma City Dodgers. Cunningham had 31 RBIs, hit a .284 and had four home runs.



#7 Keith Curcio

Keith Curcio is an outfielder and 2nd baseman drafted in the 6th round out of Florida Southern College by the Atlanta Braves in the 2014 MLB June amateur draft. In 2017 Curcio played in 120 games at AA Mississippi for Atlanta, hitting .219 with 4 homeruns and 21 RBI. Curcio began his career with Rome in the South Atlantic League with the Braves organization in 2014. In 2015 Curcio began the year with Rome playing in 32 games and hitting a career high .342. Curcio finished out the year playing 101 games for the Carolina Braves hitting .241 with 4 homeruns and 38 RBI. In 2016 Curcio played 124 games for Carolina, this time hitting .271 with 3 homeruns and 54 RBI. Curcio hails from Sarasota Florida. At Florida Southern College, Curcio averaged .315 with 19 RBI in 39 games.



#4 Mason Davis

Mason Davis comes to Kansas City from Jacksonville in the Southern League, where the native of Georgia native hit .193 in 37 games for the Jumbo Shrimp. He appeared in 20 games at shortstop, nine at second base and in another five at third base. Davis also added another game at left field. Davis had a short three game stint with the Jupiter Hammerheads where he averaged .167 in 2018 before playing for Jacksonville. Davis was originally drafted by the Miami Marlins in the 19th round in the 2014 June draft out of The Citadel. He spent four seasons in their system reaching the AA level. In 2017, Davis saw time in two different leagues for Miami. He played in 31 games in the South Atlantic League at Greensboro and hit .248 with two homeruns and 15 RBIs. At A+ Jupiter in the Florida State League, Davis played in 46 games, hitting .255 with seven stolen bases and seven RBIs.

Davis again split time in 2016. Battling injuries, he played in 11 games for Greensboro, hitting .246 and seeing action in another 4 games at Marlins, hitting .375. In 2015 Davis played all 86 games for Greensboro, hitting .255 with career high six homeruns and 29 RBIs along with 19 stolen bases. In his first season with the Marlins organization, Davis split time between Batavia in the New York-Pennsylvania League, hitting .319 in 56 games and seven games at Southern Atlantic League Greensboro. He hit .259 with 3 RBIs during his stay in North Carolina. Davis was born in Conyers, Georgia and attended Reden High School before playing four seasons at The Citadel. In his senior season he batted .310 while stealing 27 bases. He left The Citadel as one of the best 2nd basemen in school history.



#13 Danny Hayes

Danny Hayes was drafted by the Chicago White Sox in the 13th round in 2013 out of Oregon State University. The left-handed hitter made his pro debut in 2013 in the rookie Pioneer League where he hit .267 with five homers in 58 games with 51 RBIs. The next season Hayes made the leap to Low A Kannapolis in the South Atlantic League. In 130 games he would hit .283 with 11 home runs and 75 RBIs. Those numbers were good enough to lead the team in both categories. In 2015 Hayes would skip High A and jump to AA Birmingham. With the Barons he went deep seven times with 58 RBIs, hitting at a .248 clip. In 2016 he would .250 in 55 games at AAA Charlotte and would play in 128 games for the Knights the following year. Hayes played collegiately at Oregon State University, and as a Senior, he was part of the Beavers College World Series team that made it all the way to Omaha after a five-year hiatus. He would go 10 for 38 in post-season play with a home run and six RBIs. On the season Hayes hit .269 with six home runs and 41 RBIs— third in the club. In 40 games his Junior year, Hayes hit a collegiate career high .307, driving in 27 with five long balls. He played in 49 games as a Sophomore, hitting .277 with four homers and 32 RBIs, and as a Freshman he played 43 games and hit a .284. In his rookie campaign with the Beavers, he knocked in 20 runs with one home run. Hayes was born in Sacramento and was raised in Rancho Murieta California where he went to Jesuit High School in Carmichael, California. In five pro seasons Hayes has hit 52 home runs and has driven in 293 runs.




#1 Alay Lago

The Kansas City T-Bones signed 27-year-old **Alay Lago** for the 2018 season on July 24th. In his first game with KC he picked up a base hit and an RBI single in the T-Bones 6-3 win over Lincoln. The Cuba native began his baseball career in 2010 playing in the Cuban National Series League for the Metropolitanos. In his first year with the club, he hit .146 with seven RBIs and one homerun in 48 games. In his 2nd year with the club, he improved on his rookie year numbers posting a .158 batting average in 37 games. In 2012, Lago moved on to Industriales of the Cuban National Series League. While with the Industriales, his batting average improved to .220. He had two RBIs and eight runs in 50 games. Lago did not play in the 2013 season but joined Artemisa of the Cuban National Series League for the 2014-15 season. While with Artemisa, Lago hit .253 with 10 RBI's and two stolen bases in 35 games. He played 16 games at 2nd base, 11 games at 3rd base and seven at shortstop, with a few games in the outfield as well for the Cuban club. In 2016 he moved on to AAA Veracruz in the Mexican League where he hit .255 with eight RBIs and a homerun in 24 games. In 2017 Lago was picked up by the Atlanta Braves organization. He started with A+ Florida in the Florida State League. While with the Fire Frogs, Lago played in 113 games, batting .303, with 46 RBI, six home runs, and six stolen bases. Lago played the first 80 games of 2018 with the AA Mississippi Braves in the Southern League. With the Braves, he batted .247 with 25 RBIs, five stolen base, and two home-runs.



#8 Tucker Pennell

The T-Bones welcome back Texan **Tucker Pennell** behind the plate this season, Pennell was inked just prior to game time on August 25th on the road in Gary, Indiana last season and would have a key double to spark the offensive attack in his first at bat in an 8-0 win over the RailCats. He finished the seasons on a hot streak including a game tying home run against St. Paul on September 4th in Kansas City. He would finish 5-for-13 in the last four game series with the Saints with three RBI and a double. Over all in 10 games Pennell went 11-for-28 with three RBI and a .393 average. Pennell spent 18 games over two seasons with the San Diego Padres organization after signing as anon-drafted free agent in 2016. A native of Georgetown, Texas he was a teammate of Jackson Lowery at the University of Arkansas.



#12 Adrian Nieto

Adrian Nieto, born in Havana, Cuba and raised in Florida, comes to the T-Bones following a 2017 season where he played 68 games between AA Pensacola and AAA Louisville in the Cincinnati Reds organization. In 41 games at AA, he hit three home runs and drove in 15 runs, hitting at a .250 clip. At AAA Louisville, Nieto played in 27 games and batted .204 with six RBIs. Nieto was selected in the fifth round of the 2008 Major League Draft out of American Heritage High School in Plantation, Florida by the Washington Nationals. He would see limited action following the draft, playing in eight games going 5-for-23 with the Gulf Coast Rookie League Nationals. In 2009 in 42 games in the GCL, Nieto hit .228 with 17 RBIs and then would make the jump to low A full season Hagerstown in the South Atlantic League in 2010. With the Suns he hit .195 with two homers and 14 RBIs. In 2011 Nieto made three stops in the Washington system, starting the season at short season Auburn in the New York-Penn League where played in 30 games, hitting .302 with four home runs and 22 RBIs. He would see action in two games that July in the high A Carolina League with Potomac, going 1-for-5 and then finishing the season at Hagerstown where he hit .255 in 27 games with three home runs and 12 RBIs. Nieto returned to the South Atlantic League in 2012 and hit .257 in 70 games with Hagerstown, including six long balls and 39 RBIs. In a short rehab stint, he played in eight GCL games during July of the 2012 season. His final season with the Nationals organization, Nieto played in a career high 110 games at high A Carolina with Potomac, hitting .285 with a career high 11 home runs and another career high 53 RBIs. He would throw out 33% of runners behind the plate defensively during the season. Nieto added another 13 games in the Arizona Fall League to his resume in 2013, hitting .271 (13-for-48) with six RBIs. The Chicago White Sox selected Nieto in the 2013 Rule 5 draft as the third pick overall, and he would spend the entire 2014 season with the "big club," serving as the backup to Tyler Flowers. For the season, Nieto hit .236 with two home runs and seven RBIs and was the primary catcher for former T-Bones "ace" Scott Carroll. Nieto was also part of history in 2014 when the White Sox used four Cuban players in the same lineup on multiple occasions. Nieto joined Jose Abreu, Alexei Ramirez and Dayan Viciedo in the lineup— something that no other team had done in 45 years. He would return to the minors in 2015, playing in 81 games at AA Birmingham, hitting .207 for the Barons in the Southern League. Nieto would be released by Chicago after the 2015 season and ink with the Miami Marlins organization. He spent 37 games at AAA New Orleans and hit .195 with a homer and 19 RBIs in 2016. Nieto has also played parts of two seasons of winter ball, hitting in 2014-2015 and 2017-2018 with Gigantes in the Dominican Republic. The Cincinnati Reds signed Nieto to a minor league deal on January 2nd, 2017 and released him following the 2017 season. In 2013 Nieto played for the Spanish National Team in the World Baseball Classic and was a teammate of former Cleburne and Joplin Manager Gabe Suarez. Throughout his career behind the plate, Nieto has thrown out 31% of runners attempting to steal (139 CS out of 445 SBA), and he is a career .244 hitter at the plate with 40 home runs and 248 RBIs in 625 games. Nieto closed out his high school career by leading his team the state championship, batting .372 with 16 doubles, five home runs and 38 RBIs.



#11 Noah Perio Jr.

Noah Perio Jr comes to Kansas City after a strong first half of the season with St. Paul. While with the Saints, Perio Jr batted .311, with 17 RBIs and 57 hits. Perio Jr. spent his time in the infield playing 19 games at second base, 15 games at shortstop, eight games at first base, and two games at third base for the Saints where he had 115 putouts, 93 assists, and 35 double plays turned. The California native was drafted in the 39th round in the 2009 June amateur draft by the Florida Marlins. He spent the 2009 season playing for the Marlins in the Gulf Coast league where he hit .429 in four games with five RBIs and a stolen base. He moved on to the Jamestown Jammers in 2010, where he hit .258 in 59 games with 31 RBI's and seven stolen bases. Perio Jr. spent 2011 with Greensboro of the South Atlantic League. While with the Grasshoppers he hit .295 in 119 games with 6 home-runs and 52 RBI. The De La Salle graduate moved on in 2012 to Jupiter in the Florida State League. He hit .248 in 119 games for the Hammerheads, with 22 doubles and 40 RBI's. Perio Jr. split time in 2013 with the Jupiter Hammerheads and the Jacksonville Suns. While with the Hammerheads, Perio hit .241 in 43 games with 16 RBI and 6 stolen bases. He continued to have success in AA Jacksonville where the left-handed batter hit .232 in 57 games with 14 RBI and one homerun. Perio spent 2014 back with Jupiter in the Florida State league where he batted .241 in 96 games with 29 RBI and six stolen bases. Perio Jr. First experienced independent ball in 2015 when he joined the Sioux City roster. Perio hit .316 in 100 games with seven home-runs, 74 RBI and 18 stolen bases. Perio started 2016 with the Explorers playing in 35 games with a .338 average, 36 RBI's and three home-runs. He then moved on to Great Lakes in the Midland League. With the Loons, he batted .288 in 20 games before moving on to Tulsa in the Texas League. While with the Drillers, Perio hit .263 in seven games before finishing out the year with A+ Rancho Cucamongo in the California League. He batted .355 in 30 games for the Quakes adding 24 RBI's and six home-runs. Perio Jr. spent 2017 with AA San Antonio in the Texas League. He hit .281 in 112 games for the Missions while raking up 36 RBI's and four Homeruns.



#14 Anthony Phillips

Anthony Phillips joins KC after spending time with the St. Paul Saints this season and beginning the year with the Colorado Rockies organization. Phillips, a 28-year-old native of Bellville, South Africa played 34 games for the Saints hitting .242 with a home run and 16 RBI. In two stops with Colorado, Phillips played in 14 games at AAA Albuquerque with two home runs and nine RBIs and another six games at AA Hartford in the Eastern League going 5 for 25. In 2017 Phillips played 99 games for AA Hartford with four homers and 24 RBIs hitting .209. The 2016 season Phillips spent the entire season at AA Arkansas in the Texas League for the Los Angeles Angels of Anaheim. In 114 games, he hit .259 with one home run and 37 RBIs in the Texas League. Phillips had his first stay with St. Paul in 2015 playing 91 games for the Saints hitting .269 with two home runs and 35 RBIs. Phillips spent 2014 with the Philadelphia Phillies organization splitting time with three different levels in the minor league system. He spent 57 games hitting .229 with a home run and two RBIs another 31 games at AA Reading and two games at High A Lakewood. Combined he hit .230 at all three stops with two home runs and 24 RBIs. The short stop began his baseball career with the Seattle Mariner organization, where he spent parts of six seasons. He would climb the ladder from rookie level in 2007 to AAA Tacoma in the Pacific Coast League. He played a career high 124 games at High A High Desert in the California League in 2013 hitting at a .259 clip with nine long balls and 43 RBIs. Phillips was signed by former Big Leaguer turned scout Pat Kelly in 2006 at the age of 16. Kelly has served in various international baseball roles in Australia and has scouted the southern hemisphere for several organizations since his playing days were over. Phillips was spotted by Kelly during the 2006 U16 World Baseball Championships in Cuba with the South African Team.

2 Colin Walsh

Colin Walsh comes to Kansas City from Sugarland in the Atlantic League, where the California native hit .281 in 43 games with one home run and 15 RBIs for the Skeeters. Walsh was originally drafted by the St. Louis Cardinals in the 13th round in the 2010 June draft. He spent four seasons in their system reaching the AA level. In 2017, Walsh saw time with three different teams. He played in 68 games in the Southern League at Jackson hitting .273 with 11 home runs and 31 RBIs. At AAA Fresno in the Pacific Coast League, Walsh played in 22 games hitting .266 with three RBIs. He finished the year with Corpus Christi in the Texas League. With the Hooks, he played in 12 games, hitting .146 with one homerun and 4 RBI. Walsh reached the major leagues in 2016 where he played 38 games for the Milwaukee Brewers, hitting .085 with two RBI. He spent the remainder of the year with AAA Nashville of the Pacific Coast League. While with the Sounds, he hit .259 in 59 games, with four home runs and 26 RBIs. Walsh spent 2015 with Midland in the Texas League. He played in 134 games for the RockHounds with a .302 batting average, 13 home runs and 49 RBIs. In 2014, he played for three different ball clubs. He spent the most time with AAA

Sacramento in the Pacific Coast League, hitting .272 in 47 games for the River Cats, with two home runs and 18 RBIs.




MEET THE T-BONES PITCHERS



#23 Robert Calvano

The Kansas City T-Bones signed right-handed pitcher Robert Calvano for the 2018 season on August 14th. Calvano grew up in Kansas City, Missouri before attending college in Nebraska at the University of Nebraska at Omaha. After graduating, Calvano was drafted in the 38th round of the 2016 June MLB draft by the St. Louis Cardinals. In his first season he played rookie ball for the Cardinals posting a 1-1 record with a 6.06 ERA and 14 strikeouts. In 2017 he started the year with Johnson County in the Appalachian league. While with the Cardinals, Calvano went 0-3 with a 5.23 ERA in six games. In July, he moved up to play with A(short) State College in the New York Penn League. While with the Spikes, he went 0-0 with a 6.75 ERA in 5 ½ innings.

Calvano spent 2018 with two other teams before joining the T-Bones. He started the year with the Palm Beach Cardinals in the Florida State League before traveling to A(full) Peoria in the Midwest League. He had a combined record of 0-0, and averaged a 7.71 ERA in 4 ⅔ innings of relief.



#50 Marcus Crescentini

Marcus Crescentini comes to Kansas City from A(Adv) Jupiter in the Florida State League. While with the Hammerheads, he appeared in two games working two innings of relief with a 4.50 ERA. The Florida native started 2018 with AA Jacksonville in the Southern League. With the Jumbo Shrimp, he appeared in 23 games, working 25.1 innings with a 3.91 ERA and 24 strikeouts. Crescentini began his professional career with the Los Angeles Dodgers organization in 2015. After being drafted in the 26th round, he would pitch 24 games in the Pioneer Rookie League, posting a 7.43 ERA in 26.2 innings with 42 strike outs. In 2016 he split time with 3 different organizations. Crescentini started the year playing for Great Lake in the Midwest League. With the Loons, he played in 16 games with an 0-2 record and a 7.71 ERA. After the Loons released him the Miami Marlins organization picked him up. Next, he had a short four game stay with Batavia in the New York-Penn League. While with the Muckdogs, he pitched 4 innings with a 2.25 ERA. He finished out 2016 playing for A(full) Greensboro of the South Atlantic League. While with the Grasshoppers he pitched in 20 games, tossing 30.1 innings with a 2-3 record and a 1.48 ERA. He started 2017 with the Grasshoppers going 2-0 with a 1.03 ERA in 20

games. After his tenure in the South Atlantic League he moved on to A(Adv) Jupiter in the Florida State League. He pitched 16.1 innings in 13 games with a 2.20 ERA and 21 strikeouts for the Hammerheads.



#15 Joe Filomeno

#15 Joe Filomeno heads to Kansas City after being released by the Frisco RoughRiders. Filomeno went 0-1 with a 9.82 ERA in 7 innings with the AA Texas league team. He spent 2017 with the same ball club posting an 0-3 record with an 8.10 ERA in 29 games. In 2016, he played 30 games for the RoughRiders with a 2.20 ERA in 41 innings. Filomeno started 2016 with the A-Advanced High Desert Mavericks. While there he boasted a 0.57 ERA and a 1-0 record in 11 games. He played all of the 2015 season with the Hickory Crawdads of the South Atlantic League. He finished his time in Hickory with a 3-2 record while producing a 2.72 ERA in 56 ⅓ innings played. Filomeno was drafted by the Texas Rangers in the 2014 MLB draft. He played his rookie ball with the AZL Rangers going 2-0 in nine innings.



#3 Kevin Hill

Kevin Hill comes to the T-Bones from AA Corpus Christi in the Texas League. With the Hooks, he appeared in 10 games working 18.1 innings with a 2-1 record and a 1.96 ERA. Hill began his professional career with the Houston Astros organization in 2016. After being drafted in the 25th round, he would pitch 13 games for the Tri-City ValleyCats, posting a 4.37 ERA in 35 innings with 22 strikeouts. In 2017, he split time between three different organizations. Hill started the year playing for Quad City in the Midwest League. With the River Bandits, he played 14 games with a 2-1 record and a 3.60 ERA. Hill moved on to A(adv) Buies Creek in the Carolina League where he played in 10 games pitching 34.1 innings of relief with 36 strikeouts. After his time with Buies Creek, he finished the year with AA Corpus Christi in the Southern League. The Oklahoma native played in two games for the Hooks with a 1-0 record and 0.00 ERA. Lee comes to Kansas City after spending the 2017 season with the Nationals in the Gulf Coast League. He played in three games and pitched 2.2

innings of relief. Lee began his professional career with the Washington Nationals organization in 2011. After being drafted in the 18th round, he would pitch ten games in the Gulf Coast League, posting a 4.05 ERA in 13 innings with 15 strikeouts. In 2012, the San Antonio native spent the season with A(Short) Auburn of the New York-Penn League. He pitched 13 games for the Doubledays with a 3-1 record and a 3.77 ERA. ERA and a 2-0 record. Lee spent 2016 in Harrisburg. This time, he pitched 45 games with a 3-1 record and a 4.32 ERA in 50 innings.



#36 Nick Lee

Nick Lee spent 2013 with A(Full) Hagerstown in the South Atlantic League. While with the Suns, he pitched 19 games, posting a 3.96 ERA in 91 innings with a 6-4 record. Lee split time between three different teams in 2014. He started the year with the Nationals of the Gulf Coast League. While there he pitched 8 innings with a 6.75 ERA. He then moved on to A(adv) Potomac of the Carolina League, pitching five games with a 10.05 ERA and an 0-2 record. He finished the season with A(Full) Hagerstown pitching 8.1 innings with a 7.56 ERA and a 1-0 record. Lee split time again in 2015 starting the season with Potomac in the Carolina League. He pitched 20 games, posting a 2.57 ERA in 28 innings with 28 strikeouts. Lee ended the season with AA Harrisburg in the Eastern League. He pitched 20 games posting a 3.75.



#24 Jackson Lowery

Kansas City has added **RHP Jackson Lowery** to the roster on August 4th, while the team was on their longest road trip of the season. Lowery retired all four of his batters in his debut at Lincoln that night and would go on to have a 2-1 record with a 3.12 ERA in 17.1 relief innings. He did make one spot start for the club, while adding 25 strike outs. Lowery is from Little Rock, Arkansas and pitched in college at the University of Arkansas in the SEC. Lowery signed a free agent contract with the Toronto Blue Jays after his senior season with the Razorbacks. In 2015, he made three stops in the Blue Jays system and spent last winter with the Canberra Cavalry of the Australian Baseball League. For his career the former Razorback is 6-4 with a 4.54 ERA in 85.1 innings.



#47 Pasquale Mazzoccoli

Pasquale Mazzoccoli was the Pirates 35th round pick in 2016 out of Texas State University in San Marcos, Texas. He would join Bristol in the Appalachian League after the draft in 2016 pitching 26.2 innings with 21 strike outs. Last year Mazzoccoli began the season with five scoreless innings in the New York-Penn League at West Virginia before going 3-1 with West Virginia in the South Atlantic League in 25.2 relief innings. Combined on the season the Katy, Texas native would strike out 35 batters in 34.2 innings pitched.



#35 Cody Winiarski

Cody Winiarski returns to the T-Bones where he was named the Reliever of the Year in the American Association in 2017. Winiarski earned Post Season All-Star honors by saving 21 games in 23 opportunities with a 5-1 record, striking out 66 in 52.1 innings with a 1.89 ERA for Kansas City. His 21 saves were the second most in the single season in T-Bones club history, just missing Kris Regas mark of 22 set in 2014. Winiarski would walk just eight batters in 2017 with an 8:1 strike out to walk ratio. His 47 appearances were the second most games for a pitcher in T-Bones franchise history. Winiarski was also part of a record-setting staff for Kansas City. The T-Bones set the American Association single-season strike out mark as a staff at 897. On August 9th in Fargo, in the bottom of the ninth, Winiarski struck out the side to break the franchise mark single-season team strike out mark. Winiarski, a former Chicago White Sox prospect, originally joined the T-Bones on January 13, 2017. The right-hander was selected in the 36th round by the Chicago White Sox in the 2011 draft out of the University of Virginia. A native of Wisconsin, he was drafted out of Union Grove High School by the Philadelphia Phillies in the 36th round but did not sign in 2007. As a Junior at the

University of Virginia, he would post a 4.68 ERA, working 75 innings, with a 5-0 record in 17 games with 14 starts. Winiarski then went 6-4 in 77 innings as a senior with a 2.92 ERA in 13 starts, appearing 19 games total. Over his four-year college career, he struck out 200 in 267 innings. With the White Sox system, Winiarski reached AA Birmingham in 2015, and over parts of five seasons he would post a 4-7 record with a 4.00 ERA in 157.2 innings with 197 strike outs. His 2015 season was cut short in June because of an arm injury, and he did not return to the White Sox until late 2016. After Tommy John surgery in July of 2015, he returned for one game in 2016 with the rookie level White Sox of the AZ

Meet the “Man on the top step”



On November 30, 2016, **Joe Calfapietra** was named the T-Bones sixth manager in the club’s history. Calfapietra (pronounced Cal-fa-pee-eh-tra), 47, brings an overall record of 905-783 into his second season in Kansas City and his 18th season as a manager, all at the independent level. Calfapietra guided Kansas City to the second-best overall franchise record in the club’s history (57-43) with the team finishing in a three-way tie for a post season spot for the league the wild card. The T-Bones did not advance due to a tie breaker but Calfapietra turned over the 2017 roster with only one hold over from the 2016 helping the club reached a franchise high of 84 days above .500 out of a 109-day season. Despite a 1-5 start to begin the season, his 2017 club reached .500 at 7-7 at Sioux Falls on June 2nd and stayed at or above for 93 days and 83 in a row. With the win on August 26th at Gary, Calfapietra won his 900th career game. He hit the 50-win mark August 23rd at home against Cleburne for the seventh straight season. Calfapietra spent 14 seasons as the manager of the New Jersey Jackals of the Can-Am League before taking over the dugout reigns of the T-Bones in 2017. While in New Jersey, only four of those 14 teams did not reach the postseason. The Jackals won the league championship in 2004, at the end of Calfapietra’s second season in New Jersey, and then his teams reached the league championship series in five consecutive seasons, 2011-15. In 2016, the Jackals went 62-38, before losing in the first round of the Can-Am playoffs. The T-Bones and Calfapietra’s Jackals faced each other seven times in interleague play since 2012, with New Jersey winning four of those games.

Calfapietra started his coaching career in 1994 in this organization, when the T-Bones were in Duluth, Minn., and were known as the Dukes. In 2002, Calfapietra was the first-ever manager of the Gary SouthShore RailCats, where he was the league manager of the year, before starting with New Jersey the following season. Calfapietra lives in Collegeville, Pa., with his wife and their two daughters, ages 17 and 11. Calfapietra is the T-Bones’ sixth manager since the team moved from Duluth prior to the 2003 season and when he took over in 2017 he replaced John Massarelli, who went 139-160 in three seasons with Kansas City, including 42-58 in 2016.

Joe Calfapietra’s Managerial Career

2000	—	Allentown	42	43	.494	No Postseason
2001	—	Allentown	43	47	.478	Postseason
2002	—	Gary	35	55	.389	No Postseason
2003	—	New Jersey	52	37	.584	Postseason
2004	—	New Jersey	54	39	.581	League Champions
2005	—	New Jersey	48	44	.522	No Postseason
2006	—	New Jersey	43	48	.473	No Postseason
2007	—	New Jersey	49	44	.527	Postseason
2008	—	New Jersey	43	51	.457	No Postseason
2009	—	New Jersey	55	39	.585	No Postseason
2010	—	New Jersey	42	50	.457	Postseason
2011	—	New Jersey	57	36	.613	Lost League Finals
2012	—	New Jersey	59	41	.590	Lost League Finals
2013	—	New Jersey	55	44	.556	Lost League Finals
2014	—	New Jersey	55	41	.573	Lost League Finals
2015	—	New Jersey	54	43	.557	Lost League Finals
2016	—	New Jersey	62	38	.620	Postseason
2017	—	Kansas City	57	43	.570	No Postseason lost tie breaker
Overall	—	18 seasons	905	783	.536	

Did you know?

-T-Bones Manager Joe Calfapietra was the first manager of the Gary SouthShore RailCats in 2002, going 35-55, a feat that may seem not too monumental at first glance. Yet, when you consider the team played their entire schedule on the road due to construction delays with their home ballpark, the numbers are impressive. For his efforts, he was named Manager of the Year

Next to 1000

-St. Paul Manager George Tsamis reached 1,000 career wins back on June 12th. He joined former Fargo boss Doug Simunic, current Gary Manager Greg Tagert and first year Chicago Dogs Manager Butch Hobson in the 1,000-win club in indy ball. Who is the next up to 1000 wins? Joe Calfapietra, who currently has 961 wins in his career.

T-BONES BEHIND THE NUMBERS

MISCELLANEOUS SEASON HIGHS & LOWS

Number of Days in 1st: 2
Number of Days in 2nd: 87
Number of Days in 3rd: 19
Number of Days in 4th: 11
Number of Days in 5th: 1
Number of Days in 6th: 0
Most Games Above .500: 24 (8/26)
Most Games Below .500: 2 (5/20)
Number of Days Above .500- 81 Below .500- 6 At .500: 1
Longest Winning Streak: 9 (6/18-6/29)
Longest Winning Streak, Home: 8 (6/21- 7/02)
Longest Winning Streak, Road: 9 (7/9-8/2)
Longest Losing Streak: 3 (STP 7/12-14) (@STP 8/3-5) (8/12-15)
Longest Losing Streak, Home: 3 (7/12-7/14)
Longest Losing Streak, Road: 5 (@STP 8/3-5, @SC8/9-10)
Longest Series Win Streak: 3 (4 x) (6/18-6/21-, 6/22-6/24,626-28, 7/02-7/11)
Longest Series Win Streak, Home: 3
Longest Series Win Streak, Road: 3 (7/5 – 7/6)
Longest Series Losing Streak 1
Longest Series Losing Streak, Home: 1
Longest Series Losing Streak, Road: 1 (5/18-20 @WIC) (6/29-7/02 @CLE)
Largest Margin of Victory: 12 (8/25 WIN)
Largest Margin of Defeat: 13 (7/3 SF)
Largest Come-From-Behind Win: 5 (5/29 @SC, 5-run T9)
Largest Come-From-Behind Loss: 6 (6/29 Monger walk off seals CLE Win)
Longest Rain Delay: 1:22 called after 6.1 innings L 4-1 @ STP
Most Errors Game Team: 4 (5/18 @WIC Loss 8-2) (5/28 @SC Loss 7-6)
Most Errors, One Game: 2 Walters (5/18 @WIC Loss 8-2) Edgerton (5/28@SC)
Most DP Turned, Game: 4 (8/4 @ STP)
Most DP Against, Game: 4 (7/10 @ LIN)

MISCELLANEOUS OCCURRENCES

Back-to-Back Homers: Zach Walters & Cal Towey in the 2nd off Mateo of SC 6/12 Mason Davis & Todd Cunningham in the 5th off Blank at SF 8/1
Back-to-Back Allowed: 0
Complete Game: 0
CG Against: 0
Shutout Wins: 7 (6/7 @TEX 8-0) (6/12 SIO 6-0) (6/26 LIN 7-0) (7/5 @TEX 1-0) (7/21 TEX 1-0) (8/21 @LIN 2-0) (7/22 TEX 4-0) (7/27 CHI 4-0)
Shutout losses: 1 (6/2 WIC 1-0)
Complete Game Shutout: 0
Complete Game Shutout against: 0
No-Hitter: 1 (7/5 @TEX)
Multi-Homer Games: Zach Walters (2) 5/25 @CHI, Mason Davis (2) 7/17 @CLE, Noah Perio Jr. 8/16 FM (2), Noah Perio Jr. 8/24 WIN (2)
Multi-Homer Games Against: 2 (5/29 CLE, Monger, Scott)
Grand Slam Allowed: 2 5/29 (Levi Scott)
5+ RBI Games: 11 RBI on 8/23 v. WIN, 11 RBI on 8/24 v. WIN
Inside-the-park HR: 0
Sellouts: 5/25 @ CHI

T-BONES RECORDS

Commit 0 errors	27-11
Commit 1 error	21-9
Commit 2 errors	8-9
Commit 3 errors	1-1
Commit 4+ errors	0-3
Walk 4 or more times	29-11
Allow 4 or more walks	15-13
Score in First Inning	6-9
Opponent Scores in First	11-15
Starting Right-hander	50-29
Starting Left-hander	7-4
Facing Right-handed Starter	47-29
Facing Left-handed Starter	10-6
Leading after 6 innings	36-5
Leading after 7 innings	38-4
Leading after 8 innings	39-0
Trailing after 6 innings	6-23
Trailing after 7 innings	4-21
Trailing after 8 innings	5-23
Tied after 6 innings	4-2
Tied after 7 innings	4-6
Tied after 8 innings	3-7
Starter leaves with lead	41-4
Starter leaves trailing	8-24
Starter leaves tied	7-5
Opp. Starter leaves leading	8-24
Opp. Starter leaves trailing	39-4
Opp. Starter leaves tied	9-5
T-Bones Starter more IP	34-9
Opp. Starter more IP	17-21
Starters Same IP	6-3
Quality Start	29-5
Opponent Quality Starts	14-14
Both Quality Starts	9-4
No HR	23-18
1 HR	22-12
2+ HR	10-3
No HR Allowed	30-10
1 HR Allowed	17-10
2+ HR Allowed	7-11
In May	8-5
In June	17-9
In July	19-9
In August	13-10
In September	0-0
On Sunday	6-6
On Monday	5-2
On Tuesday	9-4
On Wednesday	12-4
On Thursday	9-3
On Friday	7-8
On Saturday	9-6
White Sleeveless Pinstripe	0-1
White Jerseys	3-2
White/gold jerseys	11-2
Travel Greys	3-1
Maroon BP tops	20-11
Black BP tops	17-15
Special Jerseys	0-1
After Off Day	4-4

TEAM BATTING

Runs (Game): 18 (8/25 WIN)
Runs (Inning): 9 (5/30 @SC) (6/8 @WIC)
Hits (Game): 19 (6/18 WIN), 19 (8/25 WIN)
Hits (Inning): 6 (5/30 @SC) (6/8 @WIC)
Fewest Hits: 3 (7/5 @TEX G2)
Fewest Runs: 0 (6/01 WIC)
HR's (Game): 5 (7/17 @CLE)
HR's (Inning): 2 (5/18 @WIC) (7/17 @CLE)
Extra-base Hits: 6 (8/25 WIN)
Batters in Inning: 14 (6/8 @WIC)
Walks: 9 (6/29 @CLE)
Strikeouts (Game): 14 (5/18 @WIC) (6/8 @WIC)
Stolen Bases (Game): 4 (5/28 @SC) (7/20)
Errors (Game): 4 (5/18 @WIC) (5/27 @SC)

RECORDS BY OPPONENT

Opponent	Overall	Home	Away
STP	1-6	1-3	0-3
SC	5-7	2-2	3-5
CHI	5-1	2-1	3-0
GAR	2-1	2-1	
WIC	4-5	1-2	3-3
FM	2-4	1-2	1-2
SF	5-1	2-1	3-0
LIN	10-2	5-1	5-1
TEX	9-3	5-1	4-2
WIN	5-1	2-1	3-0
CLE	9-2	5-0	4-2
Totals	57-33	29-15	28-18

TEAM PITCHING

Runs (Game): 14 (6/29 @CLE)
Runs (Inning): 7 (7/14 STP)
Most Hits (Inning): 6 (6/29 @CLE)
Fewest Hits (besides no hitter): 3 (7/21 TEX), 1 (8/3 @STP)
HR's (Game): 4 (6/29 @CLE)
HR's (Inning): 2 (6/29 @CLE)
Batters in an Inning: 12 (7/14 STP)
Walks: 10 (6/29 @CLE)(7/14 STP)
Strikeouts (9 innings): 10 (6/6 @TEX) (6/30 @ CLE) (7/15 LIN)
Strikeouts (Extra Innings):
SB Against: 2 (5/28 @SC) multiple last (8/10 @SC)
Fewest Runs (Game): 0 (6/6 @ TEX) (6/12 SIO) (6/26 LIN) (7/21 TEX) (7/22 TEX)
Most Hits (Game): 14 (6/29 @ CLE)

ATTENDANCE / TIMES

Largest Home Crowd: 6,180 (6/24 CLE)
Smallest Home Crowd: 2,109 (7/02 SF)
Largest Road Crowd: 8,106 (8/5 @ STP)
Smallest Road Crowd: 592 (5/29 @SC)
Avg. Time of Game: 2:58
Longest Home Game (Innings): 12 (7/26 LIN)
Longest 9-inning Home Game (Time): 4:16
Long Extra Inning Game (Time): 4:21
Shortest Home Game: 2:24
Shortest Home Game (Weather):
Longest 9-inning Road Game: 3:17 (7/7 @TEX))
Longest Extra Inning Home Game (Innings): 12
Longest Extra Inning Road Game (Innings): 14
Longest Extra Inning Home (Time): 3:32 (6/24 CLE)
Longest Extra Inning Road (Time): 4:05 (6/29 @ CLE)
Shortest 9-inning Road Game: 2:30 (8/11 @ SC)
Shortest 7-inning Home Game: 1:45 (2nd game in DH on 8/15 v. FM)
Shortest 7-inning Road Game: 1:51
Rainouts: 6/7 @ TEX, 8/14 v. FM, 8/19 v. CLE
Delays: 1:03 v. SC, 1:22 on 8/3 at STP, 0:35 on 8/16 v. FM
Longest Delay: 1:22 on 8/3 at STP
Suspended Games:
Cancelled Games: 8/19 V. CLE
T-Bones Ejections: Nick Torres 5/24 GAR, Cal Towey 5/28 @SC, 6/9 @WIC, Adrian Nieto 6/16 @F&M, Walters 7/7 @TEX, Irvine 7/17 @CLE, Calfapietra 7/26 LIN

2018 SCHEDULE RESULTS

Date	Time	Opponent	Score	Winning Pitcher	Losing Pitcher	Save	Att.	Record	Streak	+/- .500
5/18	3:16	@WIC	8-2	Banwart (1-0)	Paula (0-1)		4,272	0-1	-1	-1
5/19	2:35	@WIC	5-2	Harman (1-0)	Adkins (0-1)		2,144	0-2	-2	-2
5/20	2:41	@WIC	3-1	Gracesqui (1-0)	Tillman (0-1)	Winiarski (1)	1,392	1-2	+1	-1
5/22	4:08	GAR	6-2	Mckenzie (1-0)	Collier (0-1)		5,029	1-3	-1	-2
5/23	3:10	GAR	5-3	Astin (1-0)	Quintana (0-1)	Winiarski (2)	2,860	2-3	+1	-1
5/24	3:48	GAR	5-3	Adkins (1-1)	Gunn (1-1)	Winiarski (3)	4,232	3-3	+2	0
5/25	2:54	@CHI	8-4	Mazzocolli (1-0)	Downing (0-1)		6,217	4-3	+3	+1
5/26	3:22	@CHI	4-2	Astin (2-0)	Turnbull (1-1)	Diaz (1)	NA	5-3	+4	+2
5/27	3:22	@CHI	8-6	Collier (1-1)	Moeller (0-1)	Gracesqui (1)	2,862	6-3	+5	+3
5/28	3:46	@SC	7-6 (10)	Schuster (1-0)	Diaz (0-1)		2,225	6-4	-1	+2
5/29	2:51	@SC	7-6	Mazzocolli (2-0)	Fallwell (1-1)	Gracesqui (2)	591	7-4	+1	+3
5/30	3:09	@SC	10-2	Paula (1-1)	Markel (0-1)		895	8-4	+2	+4
5/31	2:44	@SC	5-4	Flores (1-0)	Eusebio (0-1)		NA	8-5	-1	+3
6/1	2:51	WIC	1-0	Osburn	Collier (1-2)		3,621	8-6	-2	+2
6/2	3:24	WIC	3-1	Bowen (1-0)	Gracesqui (1-1)	Tillman (5)	5,329	8-7	-3	+1
6/3	2:58	WIC	13-2	Irvine (1-0)	Cooper (2-1)		3,048	9-7	+1	+2
6/5	2:51	@TEX		Weiqiang (1-2)	Adkins (1-2)	Hernandez (1)	1,389	9-8	-1	+1
6/6	2:34	@TEX	8-0	Astin (3-0)	Matzek (0-2)	Buckelew (1)	1,313	10-8	+1	+2
6/7				Rain Out						
6/8	2:59	@WIC	11-3	Diaz (1-1)	Campbell (0-3)		2,963	11-8	+2	+3
6/9	3:15	@WIC	11-2	Carroll (1-0)	Cooper (2-2)		3,474	12-8	+3	+4
6/10	2:50	@WIC	7-6	Tillman (1-2)	Diaz (1-2)		3,268	12-9	-1	+3
6/11	2:54	SC	8-6	Astin (3-1)	Flores (2-0)	Karch (3)	2,046	12-10	-2	+2
6/12	2:38	SC	5-0	Buckelew (1-0)	Mateo (3-2)		2,812	13-10	+1	+3
6/13	3:41	SC	9-8	Collier (1-3)	Dykstra (5-0)	Karch (4)	5,541	13-11	-1	+2
6/14	3:08	SC	9-5	Carroll (2-0)	Jordon (4-1)		4,751	14-11	+1	+3
6/15	2:44	@FAR	6-4	Irvine (2-0)	Waite (1-2)	Diaz (2)	3,069	15-11	+2	+4
6/16	3:13	@FAR	5-4	Ballew (4-1)	Filomeno (1-1)	McCurry (6)	2,686	15-12	-1	+3
6/17	3:05	@FAR	8-6	Buckelew (1-1)	Soloman (3-3)	McCurry (7)	NA	15-13	-2	+2
6/18	3:01	@WIN	9-3	Collier (2-3)	Rosario (2-2)		5,044	16-13	+1	+3
6/19	2:53	@WIN	7-3	Carroll (3-0)	Carl (4-2)	Street (1)	NA	17-13	+2	+4
6/20	2:46	@WIN	6-3	Irvine (3-0)	McGovern (2-3)	Diaz (3)	3,387	18-13	+3	+5
6/22	2:51	CLE	7-3	Astin (4-1)	Mincey (0-3)		4,803	19-13	+4	+6
6/23	2:58	CLE	5-4	Buckelew (2-1)	Young (1-4)	Diaz (4)	6,180	20-13	+5	+7
6/24	3:32	CLE	6-5	Filomeno (2-1)	Blackwell (2-4)		3,851	21-13	+6	+8
6/26	2:51	LIN	7-0	Carroll (3-0)	Tamburino (4-1)		2,244	22-13	+7	+9
6/27	2:26	LIN	7-1	Irvine (4-0)	Herron (4-4)		3,005	23-13	+8	+10
6/28	2:49	LIN	6-2	Astin (5-1)	Kinman (2-1)	Diaz (5)	4,022	24-13	+9	+11
6/29	4:05	@CLE	14-13	Blackwell (4-4)	Street (0-1)		1,703	24-14	-1	+10
6/30	3:18	@CLE	7-4	Collier (3-3)	Gunn (1-1)			25-14	+1	+11
7/1	2:37	@CLE	5-2	Mortenson	Gracesqui			25-15	-1	+10
7/2	2:46	SF	3-2	Winiarski (1-0)	Nordgren (0-2)	Diaz (6)	2,109	26-15	+1	+11
7/3	2:46	SF	14-1	Esch (4-2)	Astin (5-2)		5,381	26-16	-1	+10
7/4	2:53	SF	3-2	Filomeno (3-1)	Wolfe (0-1)	Diaz (7)	6,157	27-16	+1	+11
7/5	2:15	@TEX	4-3	Crescentini (1-0)	Yanyong (0-2)	Diaz (8)	NA	28-16	+2	+12
7/5	1:51	@TEX	1-0	Gracesqui (2-2)	Jianzeng (0-3)	Winiarski (4)	1,078	29-16	+3	+13
7/6	3:10	@TEX	6-2	Adkins (2-2)	Jinghao (0-3)		4,157	30-16	+4	+14
7/7	3:17	@TEX	6-5	Yusong (2-0)	Irvine (4-1)	Contreras	2,623	30-17	-1	+13
7/9	3:11	@LIN	12-9	Astin (6-2)	Kourtis	Winiarski (5)	NA	31-17	+1	+14
7/10	2:38	@LIN	2-1	Collier (4-3)	Wooten	Filomeno (3-1)	2,588	32-17	+2	+15

7/11	3:06	@LIN	8-5	Adkins (3-2)	Robichaux (2-4)	Winiarski (6)	3,305	33-17	+3	+16
7/12	2:40	STP	9-2	Irvine (4-2)	Nunn (2-1)		4,029	33-18	-1	+15
7/13	3:35	STP	4-1	Matthys (4-3)	Mazzoccoli (2-1)	Jones (3)	3,787	33-19	-2	+14
7/14	3:18	STP	10-8	Schlosser (2-0)	Astin (6-3)	Devine	4,930	33-20	-3	+13
7/15	2:13	STP	5-1	Collier (5-3)	Foss (1-1)	Hill (1)	3,241	34-20	+1	+14
7/16	3:11	@CLE	10-4	Adkins (4-2)	Mouzakes (1-5)		1,104	35-20	+2	+15
7/17	3:44	@CLE	11-7	Crescentini (2-0)	Sanchez (1-2)		1,143	36-20	+3	+16
7/18	3:16	@CLE	8-3	Lee (1-0)	Mortenson (3-3)		999	37-20	+4	+17
7/20	3:31	TEX	11-9	Wright (2-1)	Winiarski (1-1)	Contreras (8)	6,006	37-21	-1	+16
7/21	2:43	TEX	1-0	Crescentini (3-0)	Yanyong (0-4)		4,507	38-21	+1	+17
7/22	2:24	TEX	4-0	Adkins (5-2)	Quan (0-5)		2,827	39-21	+2	+18
7/24	2:34	LIN	6-3	Bleday (1-0)	Bircher (3-5)	Winiarski (7)	2,832	40-21	+3	+19
7/25	2:54	LIN	7-4	Astin (7-3)	Tamburino (4-5)	Winiarski (8)	3,511	41-21	+4	+20
7/26	3:21	LIN	8-5	Mazzoccoli (2-2)	Bunda (3-0)	Hohensee (1)	4,378	41-22	-1	+19
7/27	2:52	CHI	4-0	Collier (6-3)	Simms		4,232	42-22	+1	+20
7/28	3:11	CHI	4-3	Filomeno (4-1)	Thorpe (2-4)		5,408	43-22	+2	+21
7/29	2:28	CHI	3-2	Goosen-Brown(5-5)	Hill (1-1)	Grover (5)	3,168	43-23	-1	+20
7/31	3:05	@SF	8-4	Irvine (5-2)	Nordgren (0-4)		2,010	44-23	+1	+21
8/1	3:24	@SF	12-5	Collier (7-3)	Thompson (4-7)		1,987	45-23	+2	+22
8/2	2:53	@SF	9-6	Astin (8-3)	Straka (1-4)		2,037	46-23	+3	+23
8/3	1:48	@STP	4-1	Solter (3-4)	Adkins (5-3)	Frosch (1)		46-24	-1	+22
8/4	3:15	@STP	10-2	Medina (6-4)	Aquino (0-1)		7,854	46-25	-2	+21
8/5	2:55	@STP	9-3	Nunn (4-2)	Irvinw (5-3)		8,106	46-26	-3	+20
8/6	2:34	TEX	4-2	Collier (8-3)	Tao (0-1)	Winiarski	2,399	47-26	+1	+21
8/7	2:41	TEX	6-4	Lowery (1-0)	White (0-1)	Winiarski	2,464	48-26	+2	+22
8/8	2:47	TEX	4-2	Adkins (6-3)	Haonan (0-1)		2,648	49-26	+3	+23
8/9	3:13	@SC	7-5	Dykstra (8-2)	Bleday (1-1)	Karch (19)	914	49-27	-1	+22
8/10	3:13	@SC	3-2	Markel (1-1)	Lee (1-1)		1,313	49-28	-2	+21
8/11	2:30	@SC	2-1	Collier (9-3)	Karch (2-2)	Winiarski (9)	1,905	50-28	+1	+22
8/12	3:19	@SC	11-3	Mateo (10-4)	Irvine (5-4)		1,060	50-29	-1	+21
8/15	3:21	FM	5-4	Waite (4-3)	Lee (1-2)		2,393	50-30	-2	+20
8/15	1:45	FM	3-0	Solomon (9-6)	Adkins (6-4)		2,393	50-31	-3	+19
8/16	4:09	FM	9-8	Winiarski (2-1)	Gregory (3-3)		3,416	51-31	+1	+20
8/17	3:46	CLE	6-5	Mazzoccoli (3-2)	Gomez (0-7)		4,012	52-31	+2	+21
8/18	3:19	CLE	5-3	Crescentini (4-0)	Hayes (0-3)	Winiarski (10)	5,429	53-31	+3	+22
8/19		CLE		Cancelled	Not to be made up					
8/21	2:32	@LIN	2-0	Collier (10-3)	Bircher (5-7)	Winiarski (11)	2,379	54-31	+4	+23
8/22	2:54	@LIN	3-1	Thoutt (2-1)	Adkins (6-5)	Bunda (6)	5,363	54-32	-1	+22
8/22	2:38	@LIN	5-1	Astin (9-3)	Kinman (6-4)	Winiarski (12)	3,143	55-32	+1	+23
8/23	2:57	WIN	11-1	Bleday (2-1)	Lambson (8-5)		3,266	56-32	+2	+24
8/24	3:05	WIN	13-11	Charleston (2-2)	Filomeno (4-2)	Capellan (21)	5,099	56-33	-1	+23
8/25	3:19	WIN	18-6	Collier (11-3)	McGovern (4-12)	Mazzoccoli (2)	5,899	57-33	+1	+24

2018 SEASON TRANSACTIONS LIST

5/19/18: **RHP Cody Martin** contract purchased by the New York Mets.

5/22/18: **OF Adam Brett Walker** contract purchased by the Washington Nationals. Signed **RHP Barrett Astin**. Activated **RHP Jackson Lowery** from the disabled list.

5/23/18: Signed **OF Johnny Davis** and placed **LHP Cody Dickson** on the disabled list.

6/1/18: Placed **RHP Cody Winiarski** on the Disabled List retroactive to May 25; signed **LHP James Buckelew** and **OF Todd Cunningham**.

6/2/18: Signed **RHP Scott Carroll** and placed **RHP Luis Paula** on the inactive list; signed **LHP Joe Filomeno** and released **IF Jordan Edgerton**.

6/4/18: **OF Johnny Davis** signed by Tecolotes Dos Laredos in the Mexican League.

6/22/18: Signed **IF Mason Davis**; placed **RHP Cody Winiarski** on the inactive list and **Cal Tovey** on the disabled list.

6/27/18: **SP Scott Carroll** signs to play in Mexican baseball league with the Tijuana Toros

7/2/18: **RHP Cody Winiarski** activated off of the inactive list

7/4/18: **RHP Sam Street** placed on the disabled list.

7/5/18: Signed **LHP Nick Lee** and **RHP Kevin Hill**.

7/7/18: **LHP Carlos Diaz** contract purchased by Cincinnati Reds.

7/13/18: Signed **IF Colin Walsh** and **RHP Ian Hardman**.

7/17/18: **IF/OF Nick Torres** Contract sold to the Texas Rangers.

7/18/18: Place **RHP Lucas Irvine** to disabled list, move **RHP Sam Street** to Inactive List and place **LHP Cody Dickson** on irrevocable waivers.

7/19/18: Signed **LHP Jayson Aquino**.

7/20/18: Signed **LHP Adam Bleday**, **RHP Ian Hardman** released on irrevocable waivers

7/24/18: **IF Taylor Featherston** contract purchased by the Cincinnati Reds; Signed **IF Alay Rafael Lago**

7/26/18: **RHP Lucas Irvine** activated off disabled list, **RHP Barrett Astin** moved to disabled list

7/27/18: **OF Dexter Kjerstad** traded to Winnipeg Goldeyes for a player to be named later; signed **OF Logan Moon**

8/4/18: **IF Dylan Tice** contract purchased by New York Mets

8/6/18: Signed **IF Ryan Brett**

8/8/18: **LHP Nick Lee** activated off DL, **LHP Jayson Aquino** released

8/9/18: Place **RHP Barrett Astin** on the disabled list, Sign **RHP Wirkin Estevez**.

8/12/18: **RHP Wirkin Estevez** signs with Pericos de Puebla in AAA Mexican League.

8/13/18: Traded **LHP Francisco Gracesqui** to Fargo-Moohead for a player to be named later.

8/14/18: Signed **RHP Robert Calvano**.

8/15/18: Activated **RHP Barrett Astin** off the disabled list, traded **RHP Lucas Irvine** to Sugarland for a player to be named later and acquired **RHP Jared Mortensen** from Cleburne to complete earlier deals.

8/17/18: Released **OF Logan Moon**. Signed **IF Anthony Phillips**.

8/24/18: Placed **LHP Nick Lee** on disabled list and signed **IF Danny Hayes**.