



# OFFICIAL GAME INFORMATION

Wichita Wingnuts (59-36, 3<sup>rd</sup> South) at Kansas City T-Bones (59-35, 2<sup>nd</sup> South)

LHP Casey Harman (11-4, 3.66) at RHP Tommy Collier (11-3, 3.27)

Game 95 – Home Game 48

8/30/18, 7:05 pm — T-Bones Stadium, Kansas City, Kan.

Series: Game 2 of 3

[On air at T-&Bones MixLR Channel](#)

AA SOUTH STANDINGS				
Team	W	L	GB	Last Game
Sioux City	68	27	-	W 14-0 TEX
T-Bones	59	35	8.5	L 6-3 WIC
Wichita	59	36	9	W 6-3 @KC
Lincoln	48	47	20	W 13-3 CLE
Cleburne	30	64	37.5	L 13-3 @LIN
Texas	25	70	42	L 14-0 @SC
Sizzle Facts				
Streak: L1	Last 5: 3-2		Last 10: 6-4	
Home: 30-17	Away: 29-18		Vs. WIC: 4-6	
South: 41-22	North: 18-13		Month: 15-12	
T-BONES LEAGUE LEADERS				
AVG	Todd Cunningham .349 / 1 <sup>st</sup>			
	Adrian Nieto .313 / T 12 <sup>th</sup>			
	Noah Perio Jr. .310 / T 15 <sup>th</sup>			
	Mason Davis .308 / T 16 <sup>th</sup>			
	Keith Curcio .306 17 <sup>th</sup>			
R	Todd Cunningham 68 / 8 <sup>th</sup>			
	Noah Perio Jr. 56 / T 15 <sup>th</sup>			
	Keith Curcio 55 / T 16 <sup>th</sup>			
H	Noah Perio Jr. 115 / T 8 <sup>th</sup>			
	Todd Cunningham 104 / 16 <sup>th</sup>			
	Keith Curcio 102 / 17 <sup>th</sup>			
2B	Todd Cunningham 25 / T 4 <sup>th</sup>			
	Noah Perio Jr. 24 / 5 <sup>th</sup>			
	Keith Curcio 21 / T 8 <sup>th</sup>			
HR	Keith Curcio 11 / T 11 <sup>th</sup>			
RBI	Noah Perio Jr. 70 / 6 <sup>th</sup>			
	Keith Curcio 55 / T 18 <sup>th</sup>			
SB	Mason Davis 21 / 6 <sup>th</sup>			
	Keith Curcio 20 / T 7 <sup>th</sup>			
	Todd Cunningham 16 / T 8 <sup>th</sup>			
ERA	Tommy Collier 3.28 / 5 <sup>th</sup>			
	Hunter Adkins 3.97 / 13 <sup>th</sup>			
SO	Tommy Collier 128 / 1 <sup>st</sup>			
	Jared Mortenson 112 / 4 <sup>th</sup>			
Last Five				
Day	Opp	Result/Notes		
8/29	WIC	L 6-3		
8/28	SC	W 14-13; Walk-off two-run RBI for Perio		
8/27	SC	L 14-5 after 5-1 lead		
8/26	SC	Lost lead, came back w/4-run 8 <sup>th</sup> inning		
8/25	WIN	W 18-6, tied season high for runs scored		
By the Numbers				
Day...8-5		Night...51-30		
Series...21-6-3		Sweeps...7-1		
Series Open...19-12		Series Middle...19-14		
Series Finale...20-11		Rubber Match...4-0		
Last At-Bat...11-21		Walk-Off...6-4		
Comeback...17-3		Extra Innings...7-5		
Doubleheader...3-3		Score First...39-8		
Allow First Run...20-26		1-Run Game...14-12		
2-Run Game...11-8		3-Run Game...8-7		
4+Run Game...26-10		More hits...50-10		
Fewer hits...7-22		Same hits...3-3		
Scoring 0-3...12-19		Scoring 4-6...21-12		
Scoring 7+...25-4		Allow 0-3...36-9		
Allow 4-6...19-9		Allow 7+...4-17		

### Last Game

The T-Bones fell behind 2-0 as the Wingnuts came out swinging. Zach Nehrir hit a triple off the monster to make it 1-0 and an RBI single by Abel Nieves made it 2-0. KC would get a run back in the second but a great play by Logan Watkins squelched and chance of the T-Bones taking a lead. Wichita would add three more in the fourth and one more in the seventh before the KC bats woke up for two in the ninth on a Danny Hayes.

### Today

The T-Bones will host division rival and playoff contenders the Wichita Wingnuts in the second game of a key three game series. KC leads Wichita by a half game for the other playoff spot in the division. LHP Casey Harman (11-4, 3.66) will take the mound for the visitors while RHP Tommy Collier (11-3, 3.27) will look to even the series. Both arms are going for their 12<sup>th</sup> wins.

### vs. Wichita

This is the fourth series of the season between the two clubs with the series upper hand going to the nuts 6-4 in the season series. The T-Bones are 32-50 all time in the AA vs. Wichita.


### Tale of the tape

Offense	KC	WIC
Runs	539 / 2 <sup>nd</sup>	495 / 5 <sup>th</sup>
HR	75 / 7 <sup>th</sup>	70 / 8 <sup>th</sup>
BB	361 / 3 <sup>rd</sup>	341 / 4 <sup>th</sup>
SB	115 / 3 <sup>rd</sup>	136 / 1 <sup>st</sup>
OBP	.371 / 2 <sup>nd</sup>	.350 / 5 <sup>th</sup>
Avg	.297 / 2 <sup>nd</sup>	.277 / 5 <sup>th</sup>
OPS	.807 / 1 <sup>st</sup>	.762 / 6 <sup>th</sup>
Pitching		
BB	334 / 5 <sup>th</sup>	292 / 9 <sup>th</sup>
SO	753 / 2 <sup>nd</sup>	731 / 4 <sup>th</sup>
SV	31 / 3 <sup>rd</sup>	35 / 1 <sup>st</sup>
WHIP	1.36 / 4 <sup>th</sup>	1.42 / T 5 <sup>th</sup>
ERA	4.15 / 6 <sup>th</sup>	3.91 / 4 <sup>th</sup>
Defense		
ERR	83 / 9 <sup>th</sup>	90 / 6 <sup>th</sup>

### NEXT FIVE

Date	Opp	Pitcher	Time
8/31	WIC	RHP Seth Harvey (7-1, 2.61) at RHP Barrett Astin (9-3, 5.69)	7:05 pm
9/1	@GAR	RHP Hunter Adkins at TBA	4:10 pm
9/2	@GAR	RHP Adam Bleday at TBA	6:10 pm
9/3	@GAR	RHP Jared Mortenson @ TBA	1:10 pm
End of regular season			

Follow us on Social Media!





## Steak Bites from the steakhouse

### Up next

The T-Bones will travel to Chicagoland to face the Gary SouthShore RailCats on the banks of the big lake in Northwest Indiana to close out the season. Saturday is a 4:10 game, Sunday is at 6:10 and Monday is a 1:10 pm.

### The Cycle

Anthony Phillips hit the first T-Bones cycle since Rick Prieto did it on June 20, 2003 going 4 for 6 with four RBI at Lincoln. Phillips went 4 for 5 scoring three and driving in three. According to Phillips he has played over 900 games (922) and had never had a four hit game much less a cycle.

### The Race to the finish

KC has five games remaining, while rival Wichita, who trails KC by a half game in the wild card race has five left as well. While the future of the Wingnuts in Wichita has remained somewhat of a mystery there is one fact that remains true. They win. They are currently chasing their 8<sup>th</sup> consecutive playoff berth. Not many teams can stake seven playoff appearances in a row. Fargo-Moorhead had eight from 2003-2010. The T-Bones are seeking their first since 2010 and will have to unseat the Wingnuts who have the post season circled on their teams' calendars for seven consecutive seasons.

Wichita has made the playoffs seven straight seasons while KC has not made it in seven seasons and never as a member of the Association.

AA WILD CARD STANDINGS						
Team	W	L	GB	Home/Away		Key Dates
T-Bones	59	35	----	3	2	2 vs WIC 3 @GAR
Wichita	59	36	0.5	2	3	2 @KC 3 vs SC

*T-Bones remaining schedule* – (2) vs. Wichita, (3) at Gary

*Wichita remaining schedule* - (2) at Kansas City, (3) vs. Sioux City

### Making it seven

Noah Perio Jr had seven RBI on Friday night against Winnipeg. He joined two other T-Bones with seven RBI in a game and both came in back to back years in the Northern League. Ryan Fox had seven at Schaumburg on 7/3/09 and Kevin Mahar also rolled a lucky seven vs. que

### Historic 59

The comeback win Tuesday set a new franchise mark for wins in a season. The record had been held by the 2010 club led by Manager Tim Doherty who now is a coach at AAA Albuquerque in the PCL for the Colorado Rockies.

The all-time best records

**2018-59-35**

2010- 58-42

2017- 57-43

2012 -51-49

2015 –49-51

2004, 2011, 2014 – the team won 48 games each year.

The T-Bones have finished above .500 just three times in franchise history while winning two titles in the Northern League with a record overall below .500. There were two finishes at .500 at Duluth and another in KC. Joe Calfapietra is the first manager in franchise history to guide the club to two seasons of records above .500 and will be the first to guide the club at or above .500 in back to back years.

1996 42-42 George Mitterwald

2000 43-43 Benny Castillo

2004 48-48 Al Gallagher


2010 58-42 Tim Doherty

2012 51-49 Kenny Hook

2017 57-43 Joe Calfapietra

2018 59-35 Joe Calfapietra

## A message from former T-Bones Manager Tim Doherty



*"Congratulations to the 2018 Kansas City T-Bones and manager Joe Calfapietra on breaking the all-time franchise win mark (58) and a fantastic season so far!*


*This is a record I was looking forward to be broken at some point and time. I remember winning the championship under Andy McCauley and the look on the players' faces in 2008. And I'll never forget the incredible comeback with the pinch hit home run to take us to the Championship in 2010.*

*I most remember the opportunities I was fortunate enough to be given by John Ehlert, Adam Ehlert, Chris Browne and the T-Bones organization. Just love that team and their fans.*

*It sure wouldn't hurt to go ahead and win another championship ten years later!*

**Go T-Bones!  
Tim Doherty**

(Tim is currently the Hitting Coach for the Albuquerque Isotopes and was the manager of the T-Bones from 2010-2011 guiding the club to a 58 win at the time franchise best record. The 2010 team lost in the Northern League Finals to Fargo-Moorhead)



### Windfall

Noah Perio Jr and Zach Walters were swapped between St. Paul and KC on July 8<sup>th</sup>. The evidence suggest that the trade was beneficial for both clubs but starting to tilt into KC's favor.

	<i>G</i>	<i>AB</i>	<i>R</i>	<i>H</i>	<i>2B</i>	<i>3B</i>	<i>HR</i>	<i>RBI</i>	<i>BB</i>	<i>SO</i>	<i>SB</i>	<i>AVG</i>
<i>Perio</i>	47	188	30	58	12	1	8	53	19	26	3	.309
<i>Walters</i>	46	185	28	56	13	0	7	34	13	36	1	.303

### Magic numbers

The T-Bones and Wingnuts are separated a ½ game in the standing for the final playoff spot with six to play. The KC magic number is 6 while the Wichita number is 7. That is any combo of wins and losses by either team.

The equation for a magic number in baseball- *number of games in a season +1 – Wins Team A -Losses Team B*

### After 93

After 90 games last season the T-Bones sat at 53-41 and at 59-35 this season have improved on last season's pace currently by six games.

### The Chosen few

Of the opening night lineup card in Wichita on the batting order only two starters remain from that night. Adrian Nieto and Keith Curcio with Tucker Pennell on the bench as the backup catcher.

### Moving on up

The T-Bones have lost 11 players during the season to affiliated ball yet still somehow are still in the hunt and reached a franchise best 25 games above .500. Dylan Tice became the 38th Kansas City player and the eighth this season to have his contract purchased while with the T-Bone last week. In May, the Washington Nationals purchased the contract of outfielder Adam Brett Walker, and the New York Mets purchased the contract of right-handed pitcher Cody Martin. On July 3, the Cubs purchased the contract of left-handed T-Bones pitcher James Buckelew. On July 7, the Cincinnati Reds purchased the contract of left-handed pitcher Carlos Diaz. On July 13, the Seattle Mariners purchased the contract of left-handed pitcher Joe Filomeno, and on July 17 the Texas Rangers picked up OF/IF Nick Torres. Taylor Featherston was plucked from the roster less than two weeks ago by the Cincinnati Reds on July 24th. Add IF/OF Frank Duncan to the mix signed by the Dodgers just a week before spring trainings. On that note the club has lost the #6 Dylan Tice and #9 Nick Torres ranked batting averages in the league. The team had three players also signed in AAA Mexico this season.

### On the air

Dan Vaughan returns for his second season as the "voice of the T-Bones." Vaughan spent the previous four years with the Gary SouthShore RailCats and is the Australian summer voice of the Perth Heat of the Australian Baseball League during the USA winters. The game audio can be heard on [tbonesbaseball.com](http://tbonesbaseball.com) and on the [T-Bones MixLR Channel](#) and the MixLR app. The pregame begins at 6:40 (home 25 minutes before on road) with "The Top Step with Manager Joe Calfapietra." [AmericanAssociationBaseballTV.com](http://AmericanAssociationBaseballTV.com) carries the video stream of all home games. The full pregame show can be heard online on the radio side with the news and scores around the American Association and other pregame notes. On the road the audio stream can be heard on [AmericanAssociationBaseballTV.com](http://AmericanAssociationBaseballTV.com) in addition to flagship home on [T-Bones MixLR Channel](#). For fans that want to hear the game inside the ballpark tune into **107.9 FM** on your radio dial to hear all the live radio action inside T-Bones Stadium.

## **HOT T-BONES**

### At the plate

-**Noah Perio Jr.** is on a three-game hitting streak. He has 37 RBI in his last 26 games with an 18 RBI week last week in his POW honors week and nother seven this week for a two week total of 25 beginning last Tuesday in Lincoln. He is the only T-Bones to post a pair of two home run games this season. On 8/16 he had two including a walk off and last night he launched two in the loss to Winnipeg. His eight home runs on the season all have come as a member of KC as he did not go deep with St. Paul. In 47 games with KC he 53 RBI while in 44 games at St. Paul he had just 17. He went 4-for-14 at Lincoln with three RBI and is coming off a seven and six RBI game for KC in back to back nights against Winnipeg. Against the Goldeyes he went 8 of 13 scoring seven and driving in 15.

-**Adrian Nieto** has reached base in 16 straight games. He entered the game on defense yesterday and did not bat.

-**Keith Curcio** is 10 for 25 on the homestand. He was (13 for 28) with seven RBI in the Winnipeg series and is on an eight-game hitting streak.

-**Ryan Brett** has 10 multi-hit games in his first 22 with KC and has reached base in all 22 games he has played. He went 3 for 5 for three straight nights against Winnipeg and is 13 for his last 31 scoring seven runs.

-**Mason Davis** is 11 for 34 on this homestand scoring eight runs.

-Todd Cunningham is 10 of 26 on the homestand with a four, three and two hit game.

### On the hill

-**Tommy Collier** had 70 K's in his last 63 innings and the team has won the last 13 of his starts.

-**Marcus Crescentini** has 29 K's in his last 19.0 IP.

-**Cody Winiarski** has struck out 20 in his last 10 appearances combined in a total of 11.2 innings.

## THE LAST TIME...

T-Bones scored 10 runs in a game	8/25/18	WIN (W 18-6)
T-Bones recorded 15 hits in a game	8/25/18	WIN (W 18-6) (19 hits)
T-Bones shut out their opponent	8/21/18	@LIN (2-0)
T-Bones won with a walk-off	8/28/18	SC 14-13
T-Bones swept a series	8/6-8/8	Vs TEX (3-0)
T-Bones won 5 games in a row	6/18-6/29/18	9 games
A T-Bone had 4 hits in a game	8/25/18	WIN Todd Cunningham (4)
A T-Bone had 5 hits in a game	8/1/17	@CLE Cedric Hunter (5)
A T-Bone had 5+ RBIs in a game	8/25/18	WIN Noah Perio Jr (6)
A T-Bone hit at least 2 HRs in a game	8/23/18	WIN Noah Perio Jr. (2)
A T-Bone hit a grand slam	6/27/17	@LIN Kyle Petty
A T-Bone pitcher threw a complete game (9 IP)	8/12/16	Jarred Messer
A T-Bone pitcher struck out at least 10 batters	7/27/18	Tommy Collier (11)
A T-Bone pitcher threw a no-hitter	7/5/18	Combined in 7 innings (1-0 @TEX)

## On This Date...

**August 30, 2009**

### **Rios Singles Home Scriven for Joliet Victory**

Kevin Rios singled home former T-Bone Eric Scriven to snap a 1-1 tie in the bottom of the ninth tonight as the Joliet JackHammers (33-61) defeated the Kansas City T-Bones (45-50), 2-1, at Silver Cross Field.

Cody McAllister made the start for Kansas City tonight, allowing just four hits over five scoreless innings. The right-hander allowed just one baserunner to reach third in the outing. Left-hander Payton Tweddale followed with a perfect sixth inning and Weston Curles walked two in a scoreless seventh before giving way to Brady Martinez (0-1) in the eighth.

Devin Anderson matched McAllister through the first five innings before surrendering an RBI single to Neb Brown (pictured) in the sixth for a 1-0 T-Bones lead. After allowing two more hits in the seventh, Anderson gave way to Chad Blackwell (3-4) with two on and one out. Blackwell induced a double play from Damian Rolls to end the inning.


Anderson surrendered one run on 10 hits over six and one-thirds frames, but did not factor into the decision. Blackwell earned the victory after throwing two and two-thirds scoreless innings.

Joliet tied the game at one in the eighth with a solo home run by Joe Gaetti. With Martinez still on in the ninth, Scriven walked with one out and quickly stole second. Following a flyout and a walk, Rios finished the game with his RBI single to give the JackHammers the 2-1 victory.

Martinez allowed two runs on two hits over two innings in the loss. Pitcher Derek Duclos served as the designated hitter for Kansas City, finishing one-for-two in the contest. Brown finished three-for-four with the T-Bones only RBI.

## MEET THE T-BONES STARTING PITCHER

# Tonight's starter #34 Tommy Collier



**Tommy Collier**, joins the T-Bones after spending 2011-2016 with the Detroit Tigers organization and reaching AA Erie in 2016, posting a career 41-37 record and a 3.88 ERA in 650 innings with Detroit. The last two winters Collier has pitched in the Venezuela Winter League for La Guaira, pitching in 64 innings with a 4.22 ERA over the two combined seasons. Collier was the 22<sup>nd</sup> round pick of the Tigers in the 2011 MLB June Amateur Draft out of San Jacinto College in Houston, Texas. He went 4-1 with a 1.85 ERA in his rookie season with Connecticut in the New York/Penn League in 2011. In 2012 he made the jump to low A West Michigan going 9-8, and he led all the starters on the club with a 2.74 ERA in 24 starting nods.

In 2013, 2014 and 2015, Collier split time between High A Lakeland and AA Erie and spent 2013 in the prestigious Arizona Fall League with Mesa. Collier combined for a 4.43 ERA in 2013 in 67 innings and in 2014 tossing 133 innings with a 5.75 ERA for Detroit. The right-hander went 7-8 in 2015 with a 3.70 ERA in 155.2 innings combined at both stops. At AA Erie in 2016, the Houston, Texas native won a career high nine games in 25 starts with 130.2 innings with a 4.20 ERA. Collier led the SeaWolves in wins and innings pitched that season, adding 87 strike outs. In 2008, Collier was drafted by the Milwaukee Brewers out of high school in the 29<sup>th</sup> round of the MLB Draft from Cypress-Fairbanks High School in Cypress, Texas. He was then drafted in the 49<sup>th</sup> round by Toronto in 2009 while at San Jacinto College but did not sign.

### 2018 Season notes:

- Collier has tossed 13 quality starts at least six innings of three earned runs or less.
- After his opening night start his next three times out he gave up 5 runs combined in 20 innings getting a pair of wins.
- He has gone at least six in his last 17 of last 18 starts.
- Team is 16-3 in his starts and won all nine of his road starts in 18
- Was named Pitcher of the week for the week ending July 22<sup>nd</sup>.
- Was named Pitcher of the month of July.
- 128 strike outs leads the AA

### PITCHING GAME LOG

DATE	TEAM	OPP	RESULT	W	L	GS	CG	SHO	SV	IP	H	R	ER	BB	SO	BF	OOBP	OSLG	OAVG	ERA
08/25/18	@KAN	WIN	W 18-6	1	0	1	0	0	0	6.0	6	4	4	2	7	25	.320	.521	.260	6.00
08/21/18	KAN	@LIN	W 2-0	1	0	1	0	0	0	7.0	6	0	0	1	9	26	.269	.320	.240	0.00
08/16/18	@KAN	FAR	W 9-8	0	0	1	0	0	0	5.0	7	4	4	4	6	25	.440	.428	.333	7.20
08/11/18	KAN	@SC-	W 2-1	1	0	1	0	0	0	8.0	4	1	1	0	4	27	.148	.296	.148	1.13
08/06/18	@KAN	TEX	W 4-2	1	0	1	0	0	0	7.1	3	2	1	2	5	29	.172	.259	.111	1.23
08/01/18	KAN	@SF-	W 12-5	1	0	1	0	0	0	6.0	9	5	5	1	7	31	.419	.518	.333	7.50
07/27/18	@KAN	CHI	W 4-0	1	0	1	0	0	0	7.0	6	0	0	1	11	26	.269	.240	.240	0.00
07/21/18	@KAN	TEX	W 1-0	0	0	1	0	0	0	8.2	2	0	0	0	8	29	.068	.068	.068	0.00
07/15/18	@KAN	ST.	W 5-2	1	0	1	0	0	0	8.0	4	2	0	0	10	28	.142	.142	.142	0.00
07/10/18	KAN	@LIN	W 2-1	1	0	1	0	0	0	7.0	6	1	1	1	8	28	.250	.259	.222	1.29
07/05/18	KAN	@TEX	W 4-3	0	0	1	0	0	0	6.0	6	3	3	1	5	25	.269	.375	.250	4.50
06/30/18	KAN	@CLE	W 7-4	1	0	1	0	0	0	7.0	8	4	4	1	10	30	.300	.482	.275	5.14
06/24/18	@KAN	CLE	W 6-5	0	0	1	0	0	0	7.0	5	4	3	3	5	31	.322	.461	.192	3.86
06/18/18	KAN	@WIN	W 9-3	1	0	1	0	0	0	6.2	6	3	3	1	7	28	.285	.384	.230	4.05
06/13/18	@KAN	SC-	L 8-9	0	1	1	0	0	0	6.0	9	6	6	1	5	27	.357	.384	.346	9.00
06/08/18	KAN	@WIC	W 11-3	0	0	1	0	0	0	6.0	5	1	1	0	9	22	.227	.363	.227	1.50
06/01/18	@KAN	WIC	L 0-1	0	1	1	0	0	0	6.0	4	1	1	1	6	23	.217	.318	.181	1.50
05/27/18	KAN	@CHI	W 8-6	1	0	1	0	0	0	7.0	10	4	3	0	4	28	.344	.464	.357	3.86
05/22/18	@KAN	GAR	L 2-6	0	1	1	0	0	0	4.2	8	6	6	2	2	25	.480	.619	.380	11.57

### PITCHING TOTALS

SEASON	TEAM	W-L	G	GS	CG	SHO	SV	IP	H	R	ER	BB	SO	BF	OOBP	OSLG	OAVG	ERA
AA Reg Season 2018	Kansas City T-Bones	11-3	19	19	0	0	0	126.1	114	51	46	22	128	513	.281	.358	.241	3.28
Totals		11-3	19	19	0	0	0	126.1	114	51	46	22	128	513	.281	.358	.239	3.28

# COLLIER CAREER

Year	Age	AgeDiff	Tm	Lg	Lev	Aff	W	L	W-L%	ERA	RA9	G	GS	GF	CG	SHO	SV	IP	H	R	ER	HR	BB	IBB	SO	HB	BK	WP	BF	WHIP	H9	HR9	BB9	SO9	SO/W			
2011	21	-0.4	Connecticut	NYPL	A-	DET	4	1	.800	1.85	1.85	7	7	0	0	0	0	39.0	28	8	8	1	10	0	35	3	0	2	156	0.974	6.5	0.2	2.3	8.1	3.50			
2012	22	0.2	West Michigan	MIDW	A	DET	9	8	.529	2.74	3.18	24	24	0	1	1	0	124.2	112	44	38	5	37	0	84	5	1	6	503	1.195	8.1	0.4	2.7	6.1	2.27			
2013	23		2 Teams	2 Lgs	A+AA	DET	5	3	.625	4.43	4.70	14	14	0	0	0	0	67.0	74	35	33	5	24	0	54	5	0	3	293	1.463	9.9	0.7	3.2	7.3	2.25			
2013	23	-1.6	Erie	EL	AA	DET	1	0	1.000	5.40	5.40	1	1	0	0	0	0	5.0	6	3	3	1	1	0	2	0	0	21	1.400	10.8	1.8	1.8	3.6	2.00				
2013	23	-0.2	Lakeland	FLOR	A+	DET	4	3	.571	4.35	4.65	13	13	0	0	0	0	62.0	68	32	30	4	23	0	52	5	0	3	272	1.468	9.9	0.6	3.3	7.5	2.26			
2013	23	0.0	Mesa	AZFL	Fal		0	0		0.64	0.64	4	3	0	0	0	0	14.0	11	1	1	0	2	0	10	0	0	0	53	0.929	7.1	0.0	1.3	6.4	5.00			
2014	24		2 Teams	2 Lgs	AA-A+	DET	7	10	.412	5.14	5.75	26	26	0	1	1	0	133.0	135	85	76	19	55	0	88	8	2	5	578	1.429	9.1	1.3	3.7	6.0	1.60			
2014	24	-0.6	Erie	EL	AA	DET	4	7	.364	5.88	6.41	17	17	0	1	1	0	85.2	86	61	56	14	39	0	48	4	1	3	373	1.459	9.0	1.5	4.1	5.0	1.23			
2014	24	0.8	Lakeland	FLOR	A+	DET	3	3	.500	3.80	4.56	9	9	0	0	0	0	47.1	49	24	20	5	16	0	40	4	1	2	205	1.373	9.3	1.0	3.0	7.6	2.50			
2015	25		2 Teams	2 Lgs	AA-A+	DET	7	8	.467	3.70	4.05	26	26	0	0	0	0	155.2	154	70	64	8	39	0	114	4	4	1	646	1.240	8.9	0.5	2.3	6.6	2.92			
2015	25	0.4	Erie	EL	AA	DET	4	4	.500	4.40	4.49	18	18	0	0	0	0	108.1	111	54	53	6	28	0	76	4	4	0	456	1.283	9.2	0.5	2.3	6.3	2.71			
2015	25	2.0	Lakeland	FLOR	A+	DET	3	4	.429	2.09	3.04	8	8	0	0	0	0	47.1	43	16	11	2	11	0	38	0	0	1	190	1.141	8.2	0.4	2.1	7.2	3.45			
2016	26	1.5	Erie	EL	AA	DET	9	7	.563	4.20	4.61	25	25	0	2	0	0	130.2	145	67	61	15	35	0	87	4	0	3	563	1.378	10.0	1.0	2.4	6.0	2.49			
2016-17	26	-1.7	La Guaira	VEWL	FgW		2	2	.500	2.81	2.81	6	5	0	0	0	0	25.2	22	8	8	2	9	0	13	3	0	1	105	1.208	7.7	0.7	3.2	4.6	1.44			
2017-18	27	-1.2	La Guaira	VEWL	FgW		1	4	.200	5.17	5.63	8	8	0	0	0	0	38.1	44	24	22	3	9	0	31	2	0	4	165	1.383	10.3	0.7	2.1	7.3	3.44			
2018	28	1.4	Kansas City	AA	Ind		11	3	.786	3.28	3.63	19	19	0	0	0	0	126.1	114	51	46	13	22	0	128	8	0	4	513	1.077	8.1	0.9	1.6	9.1	5.82			
Minors (6 seasons)												41	37						650.0	648	309	280	53	200	0	462	29	7	20	2739	1.305	9.0	0.7	2.8	6.4	2.31		
Foreign (2 seasons)												3	6								64.0	66	32	30	5	18	0	44	5	0	5	270	1.313	9.3	0.7	2.5	6.2	2.44
Other (2 seasons)												11	3								140.1	125	52	47	13	24	0	138	8	0	4	566	1.062	8.0	0.8	1.5	8.9	5.75
All Levels (8 Seasons)												55	46								854.1	839	393	357	71	242	0	644	42	7	29	3575	1.265	8.8	0.7	2.5	6.8	2.66
AA (4 seasons)												18	18								329.2	348	185	173	36	103	0	213	12	5	6	1413	1.368	9.5	1.0	2.8	5.8	2.07
A+ (3 seasons)												10	10								156.2	160	72	61	11	50	0	130	9	1	6	667	1.340	9.2	0.6	2.9	7.5	2.60

## PITCHING / CATCHER EXTRAS

T-BONES PITCHING	W-L	ERA	ER	IP
Starters	38-23	4.50	253	506.1
Relievers	21-12	3.40	111	294.2

Catchers Box					
Player	CS	SB	ATT	PCT	PB
Nieto	20	46	66	.30%	4
Pennell	8	24	32	.25%	3
Others					
<b>Total</b>	<b>28</b>	<b>70</b>	<b>98</b>	<b>.29%</b>	<b>7</b>

## MEET THE T-BONES HITTERS



### 10 Ryan Brett

Ryan Brett comes to Kansas City from the Chicago White Sox organization where he spent 10 games at AAA Charlotte in the International League but spent the bulk of 2018 at AA Birmingham in the Southern League. At AA Brett hit .265 in 47 games with three home runs and 15 RBIs. He spent 10 games with the AAA Knights and went 2 for 30 in limited action. Brett was drafted by the Tampa Bay Rays in the 3rd round of the MLB draft in 2010 out of Highline High School in Burien, Washington. He debuted at the rookie level Gulf Coast League, playing in 27 games and hitting .303 with nine RBIs and then making the next jump up the ladder to the Appalachian League the next season with Princeton. Brett would hit .300 in 64 games with three home runs and 24 RBIs and adding 21 stolen bases. The climb continued in 2012 where Brett played in 100 games with six home runs and driving in 35 runs with a .285 average. The following season the Washington state native would make three stops in the Rays organization, reaching AA for the first time in his career. In the AA Southern League Brett would play in 25 games for Montgomery, hitting .238 with three homers and 16 RBIs while adding another 51 games at High A Charlotte. While with the Stone Crabs, Brett would play 51 games with four long balls and 22 RBIs, hitting at a .340 clip. His combined average of .301 earned Brett a spot in the prestigious Arizona Fall League in 2013 where he would go 8 for 52 in 16 games at Salt River. Brett made the AA club out of spring training in 2014 and played in 107 games with the Biscuits, hitting eight home runs while knocking in 38 runs with a .303 average. His 27 stolen bases led the club and was good for second in the league. He would finish 12th at the plate in the league—just behind names like Kris Bryant (#1), Corey Seager (#2) and Micah Lamb (#6). Brett would score a team-

leading 64 runs in a break-out season for the Rays organization. In 2015 Brett opened the season at AAA Durham but was promoted to the Big Leagues on April 18th and would appear in three games going 2-for-3. He injured his shoulder against the Boston Red Sox and spent the rest of the season at AAA. In 84 games at Durham, he would hit .247 with five homers and 30 RBIs. He missed all of 2016 following the injury and signed a minor league deal with Tampa for 2017 where he played in a combined 20 games between AAA Durham and AA Montgomery, hitting .284. Brett signed another minor league deal with the Texas Rangers for 2018, but he was released in spring training and then inked by the White Sox where he played this year.



### 9 Todd Cunningham

**Todd Cunningham** brings some major league experience to Kansas City with 67 big league games under his belt since 2013. The Alabama native most recently spent time with the Indianapolis Indians and the Charlotte Knights playing nine games a piece in 2018 before working his way to Kansas City. In those 18 games Cunningham had 3 RBI's and hit .163. Cunningham started his career with the Atlanta Braves organization playing for the Rome Braves. In his rookie year he played in 65 games with 20 RBIs and hit .260. In 2011 Cunningham hit four homeruns while batting a .257 with 20 RBIs in 87 games for the Lynchburg Hillcats of the Carolina League. In 2012 he hit .309 in 120 games with 51 RBIs and three home runs in AA Southern League. Cunningham saw his first major league action in 2013 playing in eight games for the Atlanta Braves while batting .250. Cunningham would play 39 games for the Atlanta Braves again in 2015 before playing 20 games with the Los Angeles Angels of Anaheim in 2016. In 2017 he split time with AAA Memphis Redbirds and AAA Oklahoma City Dodgers. Cunningham had 31 RBIs, hit a .284 and had four home runs.



### #7 Keith Curcio

**Keith Curcio** is an outfielder and 2<sup>nd</sup> baseman drafted in the 6<sup>th</sup> round out of Florida Southern College by the Atlanta Braves in the 2014 MLB June amateur draft. In 2017 Curcio played in 120 games at AA Mississippi with Atlanta, hitting .219 with 4 homeruns and 21 RBI. Curcio began his career with Rome in the South Atlantic League with the Braves organization in 2014. In 2015 Curcio began the year with Rome playing in 32 games and hitting a career high .342. Curcio finished out the year playing 101 games for the Carolina Braves hitting .241 with 4 homeruns and 38 RBI. In 2016 Curcio played 124 games for Carolina, this time hitting .271 with 3 homeruns and 54 RBI. Curcio hails from Sarasota Florida. At Florida Southern College, Curcio averaged .315 with 19 RBI in 39 games.



### #4 Mason Davis

Mason Davis comes to Kansas City from Jacksonville in the Southern League, where the native of Georgia native hit .193 in 37 games for the Jumbo Shrimp. He appeared in 20 games at shortstop, nine at second base and in another five at third base. Davis also added another game at left field. Davis had a short three game stint with the Jupiter Hammerheads where he averaged .167 in 2018 before playing for Jacksonville. Davis was originally drafted by the Miami Marlins in the 19<sup>th</sup> round in the 2014 June draft out of The Citadel. He spent four seasons in their system reaching the AA level. In 2017, Davis saw time in two different leagues for Miami. He played in 31 games in the South Atlantic League at Greensboro and hit .248 with two homeruns and 15 RBIs. At A+ Jupiter in the Florida State League, Davis played in 46 games, hitting .255 with seven stolen bases and seven RBIs.

Davis again split time in 2016. Battling injuries, he played in 11 games for Greensboro, hitting .246 and seeing action in another 4 games at Marlins, hitting .375. In 2015 Davis played all 86 games for Greensboro, hitting .255 with career high six homeruns and 29 RBIs along with 19 stolen bases. In his first season with the Marlins organization, Davis split time between Batavia in the New York-Pennsylvania League, hitting .319 in 56 games and seven games at Southern Atlantic League Greensboro. He hit .259 with 3 RBIs during his stay in North Carolina. Davis was born in Conyers, Georgia and attended Reden High School before playing four seasons at The Citadel. In his senior season he batted .310 while stealing 27 bases. He left The Citadel as one of the best 2nd basemen in school history.





## #13 Danny Hayes

**Danny Hayes** was drafted by the Chicago White Sox in the 13<sup>th</sup> round in 2013 out of Oregon State University. The left-handed hitter made his pro debut in 2013 in the rookie Pioneer League where he hit .267 with five homers in 58 games with 51 RBIs. The next season Hayes made the leap to Low A Kannapolis in the South Atlantic League. In 130 games he would hit .283 with 11 home runs and 75 RBIs. Those numbers were good enough to lead the team in both categories. In 2015 Hayes would skip High A and jump to AAA Birmingham. With the Barons he went deep seven times with 58 RBIs, hitting at a .248 clip. In 2016 he would .250 in 55 games at AAA Charlotte and would play in 128 games for the Knights the following year. Hayes played collegiately at Oregon State University, and as a Senior, he was part of the Beavers College World Series team that made it all the way to Omaha after a five-year hiatus. He would go 10 for 38 in post-season play with a home run and six RBIs. On the season Hayes hit .269 with six home runs and 41 RBIs— third in the club. In 40 games his Junior year, Hayes hit a collegiate career high .307, driving in 27 with five long balls. He played in 49 games as a Sophomore, hitting .277 with four homers and 32 RBIs, and as a Freshman he played 43 games and hit a .284. In his rookie campaign with the Beavers, he knocked in 20 runs with one home run. Hayes was born in Sacramento and was raised in Rancho Murieta California where he went to Jesuit High School in Carmichael, California. In five pro seasons Hayes has hit 52 home runs and has driven in 293 runs.



## #1 Alay Lago


The Kansas City T-Bones signed 27-year-old **Alay Lago** for the 2018 season on July 24<sup>th</sup>. In his first game with KC he picked up a base hit and an RBI single in the T-Bones 6-3 win over Lincoln. The Cuba native began his baseball career in 2010 playing in the Cuban National Series League for the Metropolitanos. In his first year with the club, he hit .146 with seven RBIs and one homerun in 48 games. In his 2nd year with the club, he improved on his rookie year numbers posting a .158 batting average in 37 games. In 2012, Lago moved on to Industriales of the Cuban National Series League. While with the Industriales, his batting average improved to .220. He had two RBIs and eight runs in 50 games. Lago did not play in the 2013 season but joined Artemisa of the Cuban National Series LEague for the 2014-15 season. While with Artemisa, Lago hit .253 with 10 RBI's and two stolen bases in 35 games. He played 16 games at 2nd base, 11 games at 3rd base and seven at shortstop, with a few games in the outfield as well for the Cuban club. In 2016 he moved on to AAA Veracruz in the Mexican League where he hit .255 with eight RBIs and a homerun in 24 games. In 2017 Lago was picked up by the Atlanta Braves organization. He started with A+ Florida in the Florida State League. While with the Fire Frogs, Lago played in 113 games, batting .303, with 46 RBI, six home runs, and six stolen bases. Lago played the first 80 games of 2018 with the AA Mississippi Braves in the Southern League. With the Braves, he batted .247 with 25 RBIs, five stolen

base, and two home-runs.



## #8 Tucker Pennell

The T-Bones welcome back Texan **Tucker Pennell** behind the plate this season, Pennell was inked just prior to game time on August 25th on the road in Gary, Indiana last season and would have a key double to spark the offensive attack in his first at bat in an 8-0 win over the RailCats. He finished the seasons on a hot streak including a game tying home run against St. Paul on September 4th in Kansas City. He would finish 5-for-13 in the last four game series with the Saints with three RBI and a double. Over all in 10 games Pennell went 11-for-28 with three RBI and a .393 average. Pennell spent 18 games over two seasons with the San Diego Padres organization after signing as anon-drafted free agent in 2016. A native of Georgetown, Texas he was a teammate of Jackson Lowery at the University of Arkansas.



## #12 Adrian Nieto

**Adrian Nieto**, born in Havana, Cuba and raised in Florida, comes to the T-Bones following a 2017 season where he played 68 games between AA Pensacola and AAA Louisville in the Cincinnati Reds organization. In 41 games at AA, he hit three home runs and drove in 15 runs, hitting at a .250 clip. At AAA Louisville, Nieto played in 27 games and batted .204 with six RBIs. Nieto was selected in the fifth round of the 2008 Major League Draft out of American Heritage High School in Plantation, Florida by the Washington Nationals. He would see limited action following the draft, playing in eight games going 5-for-23 with the Gulf Coast Rookie League Nationals. In 2009 in 42 games in the GCL, Nieto hit .228 with 17 RBIs and then would make the jump to low A full season Hagerstown in the South Atlantic League in 2010. With the Suns he hit .195 with two homers and 14 RBIs. In 2011 Nieto made three stops in the Washington system, starting the season at short season Auburn in the New York-Penn League where played in 30 games, hitting .302 with four home runs and 22 RBIs. He would see action in two games that July in the high A Carolina League with Potomac, going 1-for-5 and then finishing the season at Hagerstown where he hit .255 in 27 games with three home runs and 12 RBIs. Nieto returned to the South Atlantic League in 2012 and hit .257 in 70 games with Hagerstown, including six long balls and 39 RBIs. In a short rehab stint, he played in eight GCL games during July of the 2012 season. His final season with the Nationals organization, Nieto played in a career high 110 games at high A Carolina with Potomac, hitting .285 with a career high 11 home runs and another career high 53 RBIs. He would throw out 33% of runners behind the plate defensively during the season. Nieto added another 13 games in the Arizona Fall League to his resume in 2013, hitting .271 (13-for-48) with six RBIs. The Chicago White Sox selected

Nieto in the 2013 Rule 5 draft as the third pick overall, and he would spend the entire 2014 season with the "big club," serving as the backup to Tyler Flowers. For the season, Nieto hit .236 with two home runs and seven RBIs and was the primary catcher for former T-Bones "ace" Scott Carroll. Nieto was also part of history in 2014 when the White Sox used four Cuban players in the same lineup on multiple occasions. Nieto joined Jose Abreu, Alexei Ramirez and Dayan Viciedo in the lineup— something that no other team had done in 45 years. He would return to the minors in 2015, playing in 81 games at AA Birmingham, hitting .207 for the Barons in the Southern League. Nieto would be released by Chicago after the 2015 season and ink with the Miami Marlins organization. He spent 37 games at AAA New Orleans and hit .195 with a homer and 19 RBIs in 2016. Nieto has also played parts of two seasons of winter ball, hitting in 2014-2015 and 2017-2018 with Gigantes in the Dominican Republic. The Cincinnati Reds signed Nieto to a minor league deal on January 2<sup>nd</sup>, 2017 and released him following the 2017 season. In 2013 Nieto played for the Spanish National Team in the World Baseball Classic and was a teammate of former Cleburne and Joplin Manager Gabe Suarez. Throughout his career behind the plate, Nieto has thrown out 31% of runners attempting to steal (139 CS out of 445 SBA), and he is a career .244 hitter at the plate with 40 home runs and 248 RBIs in 625 games. Nieto closed out his high school career by leading his team the state championship, batting .372 with 16 doubles, five home runs and 38 RBIs.



## #11 Noah Perio Jr.

**Noah Perio Jr** comes to Kansas City after a strong first half of the season with St. Paul. While with the Saints, Perio Jr batted .311, with 17 RBIs and 57 hits. Perio Jr. spent his time in the infield playing 19 games at second base, 15 games at shortstop, eight games at first base, and two games at third base for the Saints where he had 115 putouts, 93 assists, and 35 double plays turned. The California native was drafted in the 39th round in the 2009 June amateur draft by the Florida Marlins. He spent the 2009 season playing for the Marlins in the Gulf Coast league where he hit .429 in four games with five RBIs and a stolen base. He moved on to the Jamestown Jammers in 2010, where he hit .258 in 59 games with 31 RBI's and seven stolen bases. Perio Jr. spent 2011 with Greensboro of the South Atlantic League. While with the Grasshoppers he hit .295 in 119 games with 6 home-runs and 52 RBI. The De La Salle graduate moved on in 2012 to Jupiter in the Florida State League. He hit .248 in 119 games for the Hammerheads, with 22 doubles and 40 RBI's. Perio Jr. split time in 2013 with the Jupiter Hammerheads and the Jacksonville Suns. While with the Hammerheads, Perio hit .241 in 43 games with 16 RBI and 6 stolen bases. He continued to have success in AA Jacksonville where the left-handed batter hit .232 in 57 games with 14 RBI and one homerun. Perio spent 2014 back with Jupiter in the Florida State league where he batted .241 in 96 games with 29 RBI and six stolen bases. Perio Jr. First experienced independent ball in 2015 when he joined the Sioux City roster. Perio hit .316 in 100 games with seven home-runs, 74 RBI and 18 stolen bases. Perio started 2016 with the Explorers playing in 35 games with a .338 average, 36 RBI's and three home-runs. He then moved on to Great Lakes in the Midland League. With the Loons, he batted .288 in 20 games before moving on to Tulsa in the Texas League. While with the Drillers, Perio hit .263 in seven games before finishing out the year with A+ Rancho Cucamongo in the California League. He batted .355 in 30 games for the Quakes adding 24 RBI's and six home-runs. Perio Jr. spent 2017 with AA San Antonio in the Texas League. He hit .281 in 112 games for the Missions while raking up 36 RBI's and four Homeruns.



## #14 Anthony Phillips

**Anthony Phillips** joins KC after spending time with the St. Paul Saints this season and beginning the year with the Colorado Rockies organization. Phillips, a 28-year-old native of Bellville, South Africa played 34 games for the Saints hitting .242 with a home run and 16 RBI. In two stops with Colorado, Phillips played in 14 games at AAA Albuquerque with two home runs and nine RBIs and another six games at AA Hartford in the Eastern League going 5 for 25. In 2017 Phillips played 99 games for AA Hartford with four homers and 24 RBIs hitting .209. The 2016 season Phillips spent the entire season at AA Arkansas in the Texas League for the Los Angeles Angels of Anaheim. In 114 games, he hit .259 with one home run and 37 RBIs in the Texas League. Phillips had his first stay with St. Paul in 2015 playing 91 games for the Saints hitting .269 with two home runs and 35 RBIs. Phillips spent 2014 with the Philadelphia Phillies organization splitting time with three different levels in the minor league system. He spent 57 games hitting .229 with a home run and two RBIs another 31 games at AA Reading and two games at High A Lakewood. Combined he hit .230 at all three stops with two home runs and 24 RBIs. The short stop began his baseball career with the Seattle Mariner organization, where he spent parts of six seasons. He would climb the ladder from rookie level in 2007 to AAA Tacoma in the Pacific Coast League. He played a career high 124 games at High A High Desert in the California League in 2013 hitting at a .259 clip with nine long balls and 43 RBIs. Phillips was signed by former Big Leaguer turned scout Pat Kelly in 2006 at the age of 16. Kelly has served in various international baseball roles in Australia and has scouted the southern hemisphere for several organizations since his playing days were over. Phillips was spotted by Kelly during the 2006 U16 World Baseball Championships in Cuba with the South African Team.



## # 2 Colin Walsh

Colin Walsh comes to Kansas City from Sugarland in the Atlantic League, where the California native hit .281 in 43 games with one home run and 15 RBIs for the Skeeters.

Walsh was originally drafted by the St. Louis Cardinals in the 13<sup>th</sup> round in the 2010 June draft. He spent four seasons in their system reaching the AA level. In 2017, Walsh saw time with three different teams. He played in 68 games in the Southern League at Jackson hitting .273 with 11 home runs and 31 RBIs. At AAA Fresno in the Pacific Coast League, Walsh played in 22 games hitting .266 with three RBIs. He finished the year with Corpus Christi in the Texas League. With the Hooks, he played in 12 games, hitting .146 with one homerun and 4 RBI. Walsh reached the major leagues in 2016 where he played 38 games for the Milwaukee Brewers, hitting .085 with two RBI. He spent the remainder of the year with AAA Nashville of the Pacific Coast League. While with the Sounds, he hit .259 in 59 games, with four home runs and 26 RBIs. Walsh spent 2015 with Midland in the Texas League. He played in 134 games for the RockHounds with a .302 batting average, 13 home runs and 49 RBIs. In 2014, he played for three different ball clubs. He spent the most time with AAA Sacramento in the Pacific Coast League, hitting .272 in 47 games for the River Cats, with two home

runs and 18 RBIs.

## MEET THE T-BONES PITCHERS



### #23 Robert Calvano

The Kansas City T-Bones signed right-handed pitcher Robert Calvano for the 2018 season on August 14th. Calvano grew up in Kansas City, Missouri before attending college in Nebraska at the University of Nebraska at Omaha. After graduating, Calvano was drafted in the 38th round of the 2016 June MLB draft by the St. Louis Cardinals. In his first season he played rookie ball for the Cardinals posting a 1-1 record with a 6.06 ERA and 14 strikeouts. In 2017 he started the year with Johnson County in the Appalachian league. While with the Cardinals, Calvano went 0-3 with a 5.23 ERA in six games. In July, he moved up to play with A(short) State College in the New York Penn League. While with the Spikes, he went 0-0 with a 6.75 ERA in 5 ½ innings.

Calvano spent 2018 with two other teams before joining the T-Bones. He started the year with the Palm Beach Cardinals in the Florida State League before traveling to A(full) Peoria in the Midwest League. He had a combined record of 0-0, and averaged a 7.71 ERA in 4 ⅔ innings of relief.



### #50 Marcus Crescentini

**Marcus Crescentini** comes to Kansas City from A(Adv) Jupiter in the Florida State League. While with the Hammerheads, he appeared in two games working two innings of relief with a 4.50 ERA. The Florida native started 2018 with AA Jacksonville in the Southern League. With the Jumbo Shrimp, he appeared in 23 games, working 25.1 innings with a 3.91 ERA and 24 strikeouts. Crescentini began his professional career with the Los Angeles Dodgers organization in 2015. After being drafted in the 26th round, he would pitch 24 games in the Pioneer Rookie League, posting a 7.43 ERA in 26.2 innings with 42 strike outs. In 2016 he split time with 3 different organizations. Crescentini started the year playing for Great Lake in the Midwest League. With the Loons, he played in 16 games with an 0-2 record and a 7.71 ERA. After the Loons released him the Miami Marlins organization picked him up. Next, he had a short four game stay with Batavia in the New York-Penn League. While with the Muckdogs, he pitched 4 innings with a 2.25 ERA. He finished out 2016 playing for A(full) Greensboro of the South Atlantic League. While with the Grasshoppers he pitched in 20 games, tossing 30.1 innings with a 2-3 record and a 1.48 ERA. He started 2017 with the Grasshoppers going 2-0 with a 1.03 ERA in 20

games. After his tenure in the South Atlantic League he moved on to A(Adv) Jupiter in the Florida State League. He pitched 16.1 innings in 13 games with a 2.20 ERA and 21 strikeouts for the Hammerheads.



### #15 Joe Filomeno

**#15 Joe Filomeno** heads to Kansas City after being released by the Frisco RoughRiders. Filomeno went 0-1 with a 9.82 ERA in 7 innings with the AA Texas league team. He spent 2017 with the same ball club posting an 0-3 record with an 8.10 ERA in 29 games. In 2016, he played 30 games for the RoughRiders with a 2.20 ERA in 41 innings. Filomeno started 2016 with the A-Advanced High Desert Mavericks. While there he boasted a 0.57 ERA and a 1-0 record in 11 games. He played all of the 2015 season with the Hickory Crawdads of the South Atlantic League. He finished his time in Hickory with a 3-2 record while producing a 2.72 ERA in 56 ⅓ innings played. Filomeno was drafted by the Texas Rangers in the 2014 MLB draft. He played his rookie ball with the AZL Rangers going 2-0 in nine innings.



### #3 Kevin Hill

**Kevin Hill** comes to the T-Bones from AA Corpus Christi in the Texas League. With the Hooks, he appeared in 10 games working 18.1 innings with a 2-1 record and a 1.96 ERA. Hill began his professional career with the Houston Astros organization in 2016. After being drafted in the 25th round, he would pitch 13 games for the Tri-City ValleyCats, posting a 4.37 ERA in 35 innings with 22 strikeouts. In 2017, he split time between three different organizations. Hill started the year playing for Quad City in the Midwest League. With the River Bandits, he played 14 games with a 2-1 record and a 3.60 ERA. Hill moved on to A(adv) Buies Creek in the Carolina League where he played in 10 games pitching 34.1 innings of relief with 36 strikeouts. After his time with Buies Creek, he finished the year with AA Corpus Christi in the Southern League. The Oklahoma native played in two games for the Hooks with a 1-0 record and 0.00 ERA. Lee comes to Kansas City after spending the 2017 season with the Nationals in the Gulf Coast League. He played in three games and pitched 2.2 innings of relief. Lee began his professional career with the Washington Nationals organization in 2011. After being drafted in the 18th round, he would pitch ten games in the Gulf Coast League, posting a 4.05 ERA in 13 innings with 15 strikeouts. In 2012, the San Antonio native spent the season with A(Short) Auburn of the New York-Penn League. He pitched 13 games for the Doubledays with a 3-1 record and a 3.77 ERA. ERA and a 2-0 record. Lee spent 2016 in

Harrisburg. This time, he pitched 45 games with a 3-1 record and a 4.32 ERA in 50 innings.



### #36 Nick Lee

**Nick Lee** spent 2013 with A(Full) Hagerstown in the South Atlantic League. While with the Suns, he pitched 19 games, posting a 3.96 ERA in 91 innings with a 6-4 record. Lee split time between three different teams in 2014. He started the year with the Nationals of the Gulf Coast League. While there he pitched 8 innings with a 6.75 ERA. He then moved on to A(adv) Potomac of the Carolina League, pitching five games with a 10.05 ERA and an 0-2 record. He finished the season with A(Full) Hagerstown pitching 8.1 innings with a 7.56 ERA and a 1-0 record. Lee split time again in 2015 starting the season with Potomac in the Carolina League. He pitched 20 games, posting a 2.57 ERA in 28 innings with 28 strikeouts. Lee ended the season with AA Harrisburg in the Eastern League. He pitched 20 games posting a 3.75.



### #24 Jackson Lowery

Kansas City has added **RHP Jackson Lowery** to the roster on August 4<sup>th</sup>, while the team was on their longest road trip of the season. Lowery retired all four of his batters in his debut at Lincoln that night and would go on to have a 2-1 record with a 3.12 ERA in 17.1 relief innings. He did make one spot start for the club, while adding 25 strike outs. Lowery is from Little Rock, Arkansas and pitched in college at the University of Arkansas in the SEC. Lowery signed a free agent contract with the Toronto Blue Jays after his senior season with the Razorbacks. In 2015, he made three stops in the Blue Jays system and spent last winter with the Canberra Cavalry of the Australian Baseball League. For his career the former Razorback is 6-4 with a 4.54 ERA in 85.1 innings.



### #47 Pasquale Mazzoccoli

**Pasquale Mazzoccoli** was the Pirates 35<sup>th</sup> round pick in 2016 out of Texas State University in San Marcos, Texas. He would join Bristol in the Appalachian League after the draft in 2016 pitching 26.2 innings with 21 strike outs. Last year Mazzoccoli began the season with five scoreless innings in the New York-Penn League at West Virginia before going 3-1 with West Virginia in the South Atlantic League in 25.2 relief innings. Combined on the season the Katy, Texas native would strike out 35 batters in 34.2 innings pitched.



### #35 Cody Winiarski

**Cody Winiarski** returns to the T-Bones where he was named the Reliever of the Year in the American Association in 2017. Winiarski earned Post Season All-Star honors by saving 21 games in 23 opportunities with a 5-1 record, striking out 66 in 52.1 innings with a 1.89 ERA for Kansas City. His 21 saves were the second most in the single season in T-Bones club history, just missing Kris Regas mark of 22 set in 2014. Winiarski would walk just eight batters in 2017 with an 8:1 strike out to walk ratio. His 47 appearances were the second most games for a pitcher in T-Bones franchise history. Winiarski was also part of a record-setting staff for Kansas City. The T-Bones set the American Association single-season strike out mark as a staff at 897. On August 9<sup>th</sup> in Fargo, in the bottom of the ninth, Winiarski struck out the side to break the franchise mark single-season team strike out mark. Winiarski, a former Chicago White Sox prospect, originally joined the T-Bones on January 13, 2017. The right-hander was selected in the 36<sup>th</sup> round by the Chicago White Sox in the 2011 draft out of the University of Virginia. A native of Wisconsin, he was drafted out of Union Grove High School by the Philadelphia Phillies in the 36<sup>th</sup> round but did not sign in 2007. As a Junior at the

University of Virginia, he would post a 4.68 ERA, working 75 innings, with a 5-0 record in 17 games with 14 starts. Winiarski then went 6-4 in 77 innings as a senior with a 2.92 ERA in 13 starts, appearing 19 games total. Over his four-year college career, he struck out 200 in 267 innings. With the White Sox system, Winiarski reached AA Birmingham in 2015, and over parts of five seasons he would post a 4-7 record with a 4.00 ERA in 157.2 innings with 197 strike outs. His 2015 season was cut short in June because of an arm injury, and he did not return to the White Sox until late 2016. After Tommy John surgery in July of 2015, he returned for one game in 2016 with the rookie level White Sox of the AZ

## Meet the “Man on the top step”



On November 30, 2016, **Joe Calfapietra** was named the T-Bones sixth manager in the club’s history. Calfapietra (pronounced Cal-fa-pee-eh-tra), 47, brings an overall record of 905-783 into his second season in Kansas City and his 18<sup>th</sup> season as a manager, all at the independent level. Calfapietra guided Kansas City to the second-best overall franchise record in the club’s history (57-43) with the team finishing in a three-way tie for a post season spot for the league wild card. The T-Bones did not advance due to a tie breaker but Calfapietra turned over the 2017 roster with only one hold over from the 2016 helping the club reached a franchise high of 84 days above .500 out of a 109-day season. Despite a 1-5 start to begin the season, his 2017 club reached .500 at 7-7 at Sioux Falls on June 2nd and stayed at or above for 93 days and 83 in a row. With the win on August 26th at Gary, Calfapietra won his 900th career game. He hit the 50-win mark August 23rd at home against Cleburne for the seventh straight season. Calfapietra spent 14 seasons as the manager of the New Jersey Jackals of the Can-Am League before taking over the dugout reigns of the T-Bones in 2017. While in New Jersey, only four of those 14 teams did not reach the postseason. The Jackals won the league championship in 2004, at the end of Calfapietra’s second season in New Jersey, and then his teams reached the league championship series in five consecutive seasons, 2011-15. In 2016, the Jackals went 62-38, before losing in the first round of the Can-Am playoffs. The T-Bones and Calfapietra’s Jackals faced each other seven times in interleague play since 2012, with New Jersey winning four of those games. Calfapietra started his coaching career in 1994 in this organization, when the T-Bones were in Duluth, Minn., and were known as the Dukes. In 2002, Calfapietra was the first-ever manager of the Gary SouthShore RailCats, where he was the league manager of the year, before starting with New Jersey the following season. Calfapietra lives in Collegetown, Pa., with his wife and their two daughters, ages 17 and 11. Calfapietra is the T-Bones’ sixth manager since the team moved from Duluth prior to the 2003 season and when he took over in 2017 he replaced John Massarelli, who went 139-160 in three seasons with Kansas City, including 42-58 in 2016.

### Joe Calfapietra’s Managerial Career

2000	—	Allentown	42	43	.494	No Postseason
2001	—	Allentown	43	47	.478	Postseason
2002	—	Gary	35	55	.389	No Postseason
2003	—	New Jersey	52	37	.584	Postseason
2004	—	New Jersey	54	39	.581	League Champions
2005	—	New Jersey	48	44	.522	No Postseason
2006	—	New Jersey	43	48	.473	No Postseason
2007	—	New Jersey	49	44	.527	Postseason
2008	—	New Jersey	43	51	.457	No Postseason
2009	—	New Jersey	55	39	.585	No Postseason
2010	—	New Jersey	42	50	.457	Postseason
2011	—	New Jersey	57	36	.613	Lost League Finals
2012	—	New Jersey	59	41	.590	Lost League Finals
2013	—	New Jersey	55	44	.556	Lost League Finals
2014	—	New Jersey	55	41	.573	Lost League Finals
2015	—	New Jersey	54	43	.557	Lost League Finals
2016	—	New Jersey	62	38	.620	Postseason
2017	—	Kansas City	57	43	.570	No Postseason lost tie breaker
<b>Overall</b>	<b>—</b>	<b>18 seasons</b>	<b>905</b>	<b>783</b>	<b>.536</b>	

### **Did you know?**

-T-Bones Manager Joe Calfapietra was the first manager of the Gary SouthShore RailCats in 2002, going 35-55, a feat that may seem not too monumental at first glance. Yet, when you consider the team played their entire schedule on the road due to construction delays with their home ballpark, the numbers are impressive. For his efforts, he was named Manager of the Year

### **Next to 1000**

-St. Paul Manager George Tsamis reached 1,000 career wins back on June 12<sup>th</sup>. He joined former Fargo boss Doug Simunic, current Gary Manager Greg Tagert and first year Chicago Dogs Manager Butch Hobson in the 1,000-win club in indy ball. Who is the next up to 1000 wins? Joe Calfapietra, who currently has 963 wins in his career.

# T-BONES BEHIND THE NUMBERS

## MISCELLANEOUS SEASON HIGHS & LOWS

**Number of Days in 1st:** 2  
**Number of Days in 2nd:** 91  
**Number of Days in 3rd:** 19  
**Number of Days in 4th:** 11  
**Number of Days in 5th:** 1  
**Number of Days in 6th:** 0  
**Most Games Above .500:** 25 (8/27, 8/29)  
**Most Games Below .500:** 2 (5/20)  
**Number of Days Above .500- 85 Below .500- 6 At .500:** 1  
**Longest Winning Streak:** 9 (6/18-6/29)  
**Longest Winning Streak, Home:** 8 (6/21- 7/02)  
**Longest Winning Streak, Road:** 9 (7/9-8/2)  
**Longest Losing Streak:** 3 (STP 7/12-14) (@STP 8/3-5) (8/12-15)  
**Longest Losing Streak, Home:** 3 (7/12-7/14)  
**Longest Losing Streak, Road:** 5 (@STP 8/3-5, @SC8/9-10)  
**Longest Series Win Streak:** 3 (4 x) (6/18-6/21-, 6/22-6/24,626-28, 7/02-7/11)  
**Longest Series Win Streak, Home:** 3  
**Longest Series Win Streak, Road:** 3 (7/5 – 7/6)  
**Longest Series Losing Streak** 1  
**Longest Series Losing Streak, Home:** 1  
**Longest Series Losing Streak, Road:** 1 (5/18-20 @WIC) (6/29-7/02 @CLE)  
**Largest Margin of Victory:** 12 (8/25 WIN)  
**Largest Margin of Defeat:** 13 (7/3 SF)  
**Largest Come-From-Behind Win:** 5 (5/29 @SC, 5-run T9)  
**Largest Come-From-Behind Loss:** 6 (6/29 Monger walk off seals CLE Win)  
**Longest Rain Delay:** 1:22 called after 6.1 innings L 4-1 @ STP  
**Most Errors Game Team:** 4 (5/18 @WIC Loss 8-2) (5/28 @SC Loss 7-6)  
**Most Errors, One Game:** 2 Walters (5/18 @WIC Loss 8-2) Edgerton (5/28@SC)  
**Most DP Turned, Game:** 4 (8/4 @ STP)  
**Most DP Against, Game:** 4 (7/10 @ LIN)

## MISCELLANEOUS OCCURRENCES

**Back-to-Back Homers:** Zach Walters & Cal Towey in the 2nd off Mateo of SC 6/12 Mason Davis & Todd Cunningham in the 5<sup>th</sup> off Blank at SF 8/1  
**Back-to-Back Allowed:** 0  
**Complete Game:** 0  
**CG Against:** 0  
**Shutout Wins:** 7 (6/7 @TEX 8-0) (6/12 SIO 6-0) (6/26 LIN 7-0) (7/5 @TEX 1-0) (7/21 TEX 1-0) (8/21 @LIN 2-0) (7/22 TEX 4-0) (7/27 CHI 4-0)  
**Shutout losses:** 1 (6/2 WIC 1-0)  
**Complete Game Shutout:** 0  
**Complete Game Shutout against:** 0  
**No-Hitter:** 1 (7/5 @TEX)  
**Multi-Homer Games:** Zach Walters (2) 5/25 @CHI, Mason Davis (2) 7/17 @CLE, Noah Perio Jr. 8/16 FM (2), Noah Perio Jr. 8/24 WIN (2)  
**Multi-Homer Games Against:** 2 (5/29 CLE, Monger, Scott)  
**Grand Slam Allowed:** 2 5/29 (Levi Scott)  
**5+ RBI Games:** 11 RBI on 8/23 v. WIN, 11 RBI on 8/24 v. WIN  
**Inside-the-park HR:** 0  
**Sellouts:** 5/25 @ CHI

## T-BONES RECORDS

Commit 0 errors	28-12
Commit 1 error	22-10
Commit 2 errors	8-9
Commit 3 errors	1-1
Commit 4+ errors	0-3
Walk 4 or more times	31-11
Allow 4 or more walks	16-15
Score in First Inning	6-10
Opponent Scores in First	12-17
Starting Right-hander	51-31
Starting Left-hander	8-4
Facing Right-handed Starter	48-31
Facing Left-handed Starter	11-6
Leading after 6 innings	37-5
Leading after 7 innings	39-4
Leading after 8 innings	40-0
Trailing after 6 innings	7-25
Trailing after 7 innings	5-23
Trailing after 8 innings	6-25
Tied after 6 innings	4-2
Tied after 7 innings	4-6
Tied after 8 innings	3-7
Starter leaves with lead	42-4
Starter leaves trailing	9-26
Starter leaves tied	7-5
Opp. Starter leaves leading	10-26
Opp. Starter leaves trailing	39-4
Opp. Starter leaves tied	9-5
T-Bones Starter more IP	34-9
Opp. Starter more IP	19-23
Starters Same IP	6-3
Quality Start	29-5
Opponent Quality Starts	15-15
Both Quality Starts	9-4
No HR	23-18
1 HR	22-14
2+ HR	12-3
No HR Allowed	30-11
1 HR Allowed	17-10
2+ HR Allowed	8-12
In May	8-5
In June	17-9
In July	19-9
In August	15-12
In September	0-0
On Sunday	7-6
On Monday	5-3
On Tuesday	10-4
On Wednesday	12-5
On Thursday	9-3
On Friday	7-8
On Saturday	9-6
White Sleeveless Pinstripe	0-1
White Jerseys	3-2
White/gold jerseys	13-2
Travel Greys	3-1
Maroon BP tops	20-12
Black BP tops	17-16
Special Jerseys	0-1
After Off Day	4-4

## TEAM BATTING

**Runs (Game):** 18 (8/25 WIN)  
**Runs (Inning):** 9 (5/30 @SC) (6/8 @WIC)  
**Hits (Game):** 19 (6/18 WIN), 19 (8/25 WIN), 22 (8/28 SC)  
**Hits (Inning):** 6 (5/30 @SC) (6/8 @WIC)  
**Fewest Hits:** 3 (7/5 @TEX G2)  
**Fewest Runs:** 0 (6/01 WIC)  
**HR's (Game):** 5 (7/17 @CLE)  
**HR's (Inning):** 2 (5/18 @WIC) (7/17 @CLE)  
**Extra-base Hits:** 6 (8/25 WIN)  
**Batters in Inning:** 14 (6/8 @WIC)  
**Walks:** 9 (6/29 @CLE)  
**Strikeouts (Game):** 14 (5/18 @WIC) (6/8 @WIC)  
**Stolen Bases (Game):** 4 (5/28 @SC) (7/20)  
**Errors (Game):** 4 (5/18 @WIC) (5/27 @SC)

## RECORDS BY OPPONENT

Opponent	Overall	Home	Away
STP	1-6	1-3	0-3
SC	7-8	4-3	3-5
CHI	5-1	2-1	3-0
GAR	2-1	2-1	
WIC	4-6	1-3	3-3
FM	2-4	1-2	1-2
SF	5-1	2-1	3-0
LIN	10-2	5-1	5-1
TEX	9-3	5-1	4-2
WIN	5-1	2-1	3-0
CLE	9-2	5-0	4-2
<b>Totals</b>	<b>59-35</b>	<b>31-17</b>	<b>28-18</b>

## TEAM PITCHING

**Runs (Game):** 14 (6/29 @CLE)  
**Runs (Inning):** 7 (7/14 STP)  
**Most Hits (Inning):** 6 (6/29 @CLE)  
**Fewest Hits (besides no hitter):** 3 (7/21 TEX), 1 (8/3 @STP)  
**HR's (Game):** 4 (6/29 @CLE)  
**HR's (Inning):** 2 (6/29 @CLE)  
**Batters in an Inning:** 12 (7/14 STP)  
**Walks:** 10 (6/29 @CLE)(7/14 STP)  
**Strikeouts (9 innings):** 10 (6/6 @TEX) (6/30 @ CLE) (7/15 LIN)  
**Strikeouts (Extra Innings):**  
**SB Against:** 2 (5/28 @SC) multiple last (8/10 @SC)  
**Fewest Runs (Game):** 0 (6/6 @ TEX) (6/12 SIO) (6/26 LIN) (7/21 TEX) (7/22 TEX)  
**Most Hits (Game):** 14 (6/29 @ CLE)

## ATTENDANCE / TIMES

**Largest Home Crowd:** 6,180 (6/24 CLE)  
**Smallest Home Crowd:** 2,109 (7/02 SF)  
**Largest Road Crowd:** 8,106 (8/5 @ STP)  
**Smallest Road Crowd:** 592 (5/29 @SC)  
**Avg. Time of Game:** 2:58  
**Longest Home Game (Innings):** 12 (7/26 LIN)  
**Longest 9-inning Home Game (Time):** 4:16  
**Long Extra Inning Game (Time):** 4:21  
**Shortest Home Game:** 2:24  
**Shortest Home Game (Weather):**  
**Longest 9-inning Road Game:** 3:17 (7/7 @TEX))  
**Longest Extra Inning Home Game (Innings):** 12  
**Longest Extra Inning Road Game (Innings):** 14  
**Longest Extra Inning Home (Time):** 3:32 (6/24 CLE)  
**Longest Extra Inning Road (Time):** 4:05 (6/29 @ CLE)  
**Shortest 9-inning Road Game:** 2:30 (8/11 @ SC)  
**Shortest 7-inning Home Game:** 1:45 (2nd game in DH on 8/15 v. FM)  
**Shortest 7-inning Road Game:** 1:51  
**Rainouts:** 6/7 @ TEX, 8/14 v. FM, 8/19 v. CLE  
**Delays:** 1:03 v. SC, 1:22 on 8/3 at STP, 0:35 on 8/16 v. FM  
**Longest Delay:** 1:22 on 8/3 at STP  
**Suspended Games:**  
**Cancelled Games:** 8/19 V. CLE  
**T-Bones Ejections:** Nick Torres 5/24 GAR, Cal Towey 5/28 @SC, 6/9 @WIC, Adrian Nieto 6/16 @F&M, Walters 7/7 @TEX, Irvine 7/17 @CLE, Calfapietra 8/26 SC

## 2018 SCHEDULE RESULTS

Date	Time	Opponent	Score	Winning Pitcher	Losing Pitcher	Save	Att.	Record	Streak	+/- .500
5/18	3:16	@WIC	8-2	Banwart (1-0)	Paula (0-1)		4,272	0-1	-1	-1
5/19	2:35	@WIC	5-2	Harman (1-0)	Adkins (0-1)		2,144	0-2	-2	-2
5/20	2:41	@WIC	3-1	Gracesqui (1-0)	Tillman (0-1)	Winiarski (1)	1,392	1-2	+1	-1
5/22	4:08	GAR	6-2	Mckenzie (1-0)	Collier (0-1)		5,029	1-3	-1	-2
5/23	3:10	GAR	5-3	Astin (1-0)	Quintana (0-1)	Winiarski (2)	2,860	2-3	+1	-1
5/24	3:48	GAR	5-3	Adkins (1-1)	Gunn (1-1)	Winiarski (3)	4,232	3-3	+2	0
5/25	2:54	@CHI	8-4	Mazzoccoli (1-0)	Downing (0-1)		6,217	4-3	+3	+1
5/26	3:22	@CHI	4-2	Astin (2-0)	Turnbull (1-1)	Diaz (1)	NA	5-3	+4	+2
5/27	3:22	@CHI	8-6	Collier (1-1)	Moeller (0-1)	Gracesqui (1)	2,862	6-3	+5	+3
5/28	3:46	@SC	7-6 (10)	Schuster (1-0)	Diaz (0-1)		2,225	6-4	-1	+2
5/29	2:51	@SC	7-6	Mazzoccoli (2-0)	Fallwell (1-1)	Gracesqui (2)	591	7-4	+1	+3
5/30	3:09	@SC	10-2	Paula (1-1)	Markel (0-1)		895	8-4	+2	+4
5/31	2:44	@SC	5-4	Flores (1-0)	Eusebio (0-1)		NA	8-5	-1	+3
6/1	2:51	WIC	1-0	Osburn	Collier (1-2)		3,621	8-6	-2	+2
6/2	3:24	WIC	3-1	Bowen (1-0)	Gracesqui (1-1)	Tillman (5)	5,329	8-7	-3	+1
6/3	2:58	WIC	13-2	Irvine (1-0)	Cooper (2-1)		3,048	9-7	+1	+2
6/5	2:51	@TEX		Weiqiang (1-2)	Adkins (1-2)	Hernandez (1)	1,389	9-8	-1	+1
6/6	2:34	@TEX	8-0	Astin (3-0)	Matzek (0-2)	Buckelew (1)	1,313	10-8	+1	+2
6/7				Rain Out						
6/8	2:59	@WIC	11-3	Diaz (1-1)	Campbell (0-3)		2,963	11-8	+2	+3
6/9	3:15	@WIC	11-2	Carroll (1-0)	Cooper (2-2)		3,474	12-8	+3	+4
6/10	2:50	@WIC	7-6	Tillman (1-2)	Diaz (1-2)		3,268	12-9	-1	+3
6/11	2:54	SC	8-6	Astin (3-1)	Flores (2-0)	Karch (3)	2,046	12-10	-2	+2
6/12	2:38	SC	5-0	Buckelew (1-0)	Mateo (3-2)		2,812	13-10	+1	+3
6/13	3:41	SC	9-8	Collier (1-3)	Dykstra (5-0)	Karch (4)	5,541	13-11	-1	+2
6/14	3:08	SC	9-5	Carroll (2-0)	Jordon (4-1)		4,751	14-11	+1	+3
6/15	2:44	@FAR	6-4	Irvine (2-0)	Waite (1-2)	Diaz (2)	3,069	15-11	+2	+4
6/16	3:13	@FAR	5-4	Ballew (4-1)	Filomeno (1-1)	McCurry (6)	2,686	15-12	-1	+3
6/17	3:05	@FAR	8-6	Buckelew (1-1)	Soloman (3-3)	McCurry (7)	NA	15-13	-2	+2
6/18	3:01	@WIN	9-3	Collier (2-3)	Rosario (2-2)		5,044	16-13	+1	+3
6/19	2:53	@WIN	7-3	Carroll (3-0)	Carl (4-2)	Street (1)	NA	17-13	+2	+4
6/20	2:46	@WIN	6-3	Irvine (3-0)	McGovern (2-3)	Diaz (3)	3,387	18-13	+3	+5
6/22	2:51	CLE	7-3	Astin (4-1)	Mincey (0-3)		4,803	19-13	+4	+6
6/23	2:58	CLE	5-4	Buckelew (2-1)	Young (1-4)	Diaz (4)	6,180	20-13	+5	+7
6/24	3:32	CLE	6-5	Filomeno (2-1)	Blackwell (2-4)		3,851	21-13	+6	+8
6/26	2:51	LIN	7-0	Carroll (3-0)	Tamburino (4-1)		2,244	22-13	+7	+9
6/27	2:26	LIN	7-1	Irvine (4-0)	Herron (4-4)		3,005	23-13	+8	+10
6/28	2:49	LIN	6-2	Astin (5-1)	Kinman (2-1)	Diaz (5)	4,022	24-13	+9	+11
6/29	4:05	@CLE	14-13	Blackwell (4-4)	Street (0-1)		1,703	24-14	-1	+10
6/30	3:18	@CLE	7-4	Collier (3-3)	Gunn (1-1)			25-14	+1	+11
7/1	2:37	@CLE	5-2	Mortenson	Gracesqui			25-15	-1	+10
7/2	2:46	SF	3-2	Winiarski (1-0)	Nordgren (0-2)	Diaz (6)	2,109	26-15	+1	+11
7/3	2:46	SF	14-1	Esch (4-2)	Astin (5-2)		5,381	26-16	-1	+10
7/4	2:53	SF	3-2	Filomeno (3-1)	Wolfe (0-1)	Diaz (7)	6,157	27-16	+1	+11
7/5	2:15	@TEX	4-3	Crescentini (1-0)	Yanyong (0-2)	Diaz (8)	NA	28-16	+2	+12
7/5	1:51	@TEX	1-0	Gracesqui (2-2)	Jianzeng (0-3)	Winiarski (4)	1,078	29-16	+3	+13
7/6	3:10	@TEX	6-2	Adkins (2-2)	Jinghao (0-3)		4,157	30-16	+4	+14
7/7	3:17	@TEX	6-5	Yusong (2-0)	Irvine (4-1)	Contreras	2,623	30-17	-1	+13
7/9	3:11	@LIN	12-9	Astin (6-2)	Kourtis	Winiarski (5)	NA	31-17	+1	+14
7/10	2:38	@LIN	2-1	Collier (4-3)	Wooten	Filomeno (3-1)	2,588	32-17	+2	+15
7/11	3:06	@LIN	8-5	Adkins (3-2)	Robichaux (2-4)	Winiarski (6)	3,305	33-17	+3	+16
7/12	2:40	STP	9-2	Irvine (4-2)	Nunn (2-1)		4,029	33-18	-1	+15
7/13	3:35	STP	4-1	Matthys (4-3)	Mazzoccoli (2-1)	Jones (3)	3,787	33-19	-2	+14
7/14	3:18	STP	10-8	Schlosser (2-0)	Astin (6-3)	Devine	4,930	33-20	-3	+13
7/15	2:13	STP	5-1	Collier (5-3)	Foss (1-1)	Hill (1)	3,241	34-20	+1	+14
7/16	3:11	@CLE	10-4	Adkins (4-2)	Mouzakes (1-5)		1,104	35-20	+2	+15
7/17	3:44	@CLE	11-7	Crescentini (2-0)	Sanchez (1-2)		1,143	36-20	+3	+16
7/18	3:16	@CLE	8-3	Lee (1-0)	Mortenson (3-3)		999	37-20	+4	+17
7/20	3:31	TEX	11-9	Wright (2-1)	Winiarski (1-1)	Contreras (8)	6,006	37-21	-1	+16
7/21	2:43	TEX	1-0	Crescentini (3-0)	Yanyong (0-4)		4,507	38-21	+1	+17



7/22	2:24	TEX	4-0	Adkins (5-2)	Quan (0-5)		2,827	39-21	+2	+18
7/24	2:34	LIN	6-3	Bleday (1-0)	Bircher (3-5)	Winiarski (7)	2,832	40-21	+3	+19
7/25	2:54	LIN	7-4	Astin (7-3)	Tamburino (4-5)	Winiarski (8)	3,511	41-21	+4	+20
7/26	3:21	LIN	8-5	Mazzoccoli (2-2)	Bunda (3-0)	Hohensee (1)	4,378	41-22	-1	+19
7/27	2:52	CHI	4-0	Collier (6-3)	Simms		4,232	42-22	+1	+20
7/28	3:11	CHI	4-3	Filomeno (4-1)	Thorpe (2-4)		5,408	43-22	+2	+21
7/29	2:28	CHI	3-2	Goosen-Brown(5-5)	Hill (1-1)	Grover (5)	3,168	43-23	-1	+20
7/31	3:05	@SF	8-4	Irvine (5-2)	Nordgren (0-4)		2,010	44-23	+1	+21
8/1	3:24	@SF	12-5	Collier (7-3)	Thompson (4-7)		1,987	45-23	+2	+22
8/2	2:53	@SF	9-6	Astin (8-3)	Straka (1-4)		2,037	46-23	+3	+23
8/3	1:48	@STP	4-1	Solter (3-4)	Adkins (5-3)	Frosch (1)		46-24	-1	+22
8/4	3:15	@STP	10-2	Medina (6-4)	Aquino (0-1)		7,854	46-25	-2	+21
8/5	2:55	@STP	9-3	Nunn (4-2)	Irvinw (5-3)		8,106	46-26	-3	+20
8/6	2:34	TEX	4-2	Collier (8-3)	Tao (0-1)	Winiarski	2,399	47-26	+1	+21
8/7	2:41	TEX	6-4	Lowery (1-0)	White (0-1)	Winiarski	2,464	48-26	+2	+22
8/8	2:47	TEX	4-2	Adkins (6-3)	Haonan (0-1)		2,648	49-26	+3	+23
8/9	3:13	@SC	7-5	Dykstra (8-2)	Bleday (1-1)	Karch (19)	914	49-27	-1	+22
8/10	3:13	@SC	3-2	Markel (1-1)	Lee (1-1)		1,313	49-28	-2	+21
8/11	2:30	@SC	2-1	Collier (9-3)	Karch (2-2)	Winiarski (9)	1,905	50-28	+1	+22
8/12	3:19	@SC	11-3	Mateo (10-4)	Irvine (5-4)		1,060	50-29	-1	+21
8/15	3:21	FM	5-4	Waite (4-3)	Lee (1-2)		2,393	50-30	-2	+20
8/15	1:45	FM	3-0	Solomon (9-6)	Adkins (6-4)		2,393	50-31	-3	+19
8/16	4:09	FM	9-8	Winiarski (2-1)	Gregory (3-3)		3,416	51-31	+1	+20
8/17	3:46	CLE	6-5	Mazzoccoli (3-2)	Gomez (0-7)		4,012	52-31	+2	+21
8/18	3:19	CLE	5-3	Crescentini (4-0)	Hayes (0-3)	Winiarski (10)	5,429	53-31	+3	+22
8/19		CLE		Cancelled	Not to be made up					
8/21	2:32	@LIN	2-0	Collier (10-3)	Bircher (5-7)	Winiarski (11)	2,379	54-31	+4	+23
8/22	2:54	@LIN	3-1	Thoutt (2-1)	Adkins (6-5)	Bunda (6)	5,363	54-32	-1	+22
8/22	2:38	@LIN	5-1	Astin (9-3)	Kinman (6-4)	Winiarski (12)	3,143	55-32	+1	+23
8/23	2:57	WIN	11-1	Bleday (2-1)	Lambson (8-5)		3,266	56-32	+2	+24
8/24	3:05	WIN	13-11	Charleston (2-2)	Filomeno (4-2)	Capellan (21)	5,099	56-33	-1	+23
8/25	3:19	WIN	18-6	Collier (11-3)	McGovern (4-12)	Mazzoccoli (2)	5,899	57-33	+1	+24
8/26	2:58	SC	7-5	Winiarski (3-1)	Schuster (4-1)		5,116	58-33	+2	+25
8/27	3:03	SC	14-5	Vernia (12-1)	Adkins (6-6)		2,083	58-34	-1	+24
8/28	3:51	SC	14-13	Crescentini (5-0)	Karch (2-3)		4,268	59-34	+1	+25
8/29	2:44	WIC	6-3	Banwart (8-4)	Mortensen (4-6)		2,839	59-35	-1	+24

## **2018 SEASON TRANSACTIONS LIST**

5/19/18: **RHP Cody Martin** contract purchased by the New York Mets.

5/22/18: **OF Adam Brett Walker** contract purchased by the Washington Nationals. Signed **RHP Barrett Astin**. Activated **RHP Jackson Lowery** from the disabled list.

5/23/18: Signed **OF Johnny Davis** and placed **LHP Cody Dickson** on the disabled list.

6/1/18: Placed **RHP Cody Winiarski** on the Disabled List retroactive to May 25; signed **LHP James Buckelew** and **OF Todd Cunningham**.

6/2/18: Signed **RHP Scott Carroll** and placed **RHP Luis Paula** on the inactive list; signed **LHP Joe Filomeno** and released **IF Jordan Edgerton**.

6/4/18: **OF Johnny Davis** signed by Tecolotes Dos Laredos in the Mexican League.

6/22/18: Signed **IF Mason Davis**; placed **RHP Cody Winiarski** on the inactive list and **Cal Towey** on the disabled list.

6/27/18: **SP Scott Carroll** signs to play in Mexican baseball league with the Tijuana Toros

7/2/18: **RHP Cody Winiarski** activated off of the inactive list

7/4/18: **RHP Sam Street** placed on the disabled list.

7/5/18: Signed **LHP Nick Lee** and **RHP Kevin Hill**.

7/7/18: **LHP Carlos Diaz** contract purchased by Cincinnati Reds.

7/13/18: Signed **IF Colin Walsh** and **RHP Ian Hardman**.

7/17/18: **IF/OF Nick Torres** Contract sold to the Texas Rangers.

7/18/18: Place **RHP Lucas Irvine** to disabled list, move **RHP Sam Street** to Inactive List and place **LHP Cody Dickson** on irrevocable waivers.

7/19/18: Signed **LHP Jayson Aquino**.

7/20/18: Signed **LHP Adam Bleday**, **RHP Ian Hardman** released on irrevocable waivers

7/24/18: **IF Taylor Featherston** contract purchased by the Cincinnati Reds; Signed **IF Alay Rafael Lago**

7/26/18: **RHP Lucas Irvine** activated off disabled list, **RHP Barrett Astin** moved to disabled list

7/27/18: **OF Dexter Kjerstad** traded to Winnipeg Goldeyes for a player to be named later; signed **OF Logan Moon**

8/4/18: **IF Dylan Tice** contract purchased by New York Mets

8/6/18: Signed **IF Ryan Brett**

8/8/18: **LHP Nick Lee** activated off DL, **LHP Jayson Aquino** released

8/9/18: Place **RHP Barrett Astin** on the disabled list, Sign **RHP Wirkin Estevez**.

8/12/18: **RHP Wirkin Estevez** signs with Pericos de Puebla in AAA Mexican League.

8/13/18: Traded **LHP Francisco Gracesqui** to Fargo-Moohead for a player to be named later.

8/14/18: Signed **RHP Robert Calvano**.

8/15/18: Activated **RHP Barrett Astin** off the disabled list, traded **RHP Lucas Irvine** to Sugarland for a player to be named later and acquired **RHP Jared Mortensen** from Cleburne to complete earlier deals.

8/17/18: Released **OF Logan Moon**. Signed **IF Anthony Phillips**.

8/24/18: Placed **LHP Nick Lee** on disabled list and signed **IF Danny Hayes**.

8/27/18: Activate **LHP Nick Lee** off the DL and place **RHP Kevin Hill** on the DL.