



OFFICIAL GAME INFORMATION

T-Bones (62-37, 2nd South) (2-2) at Sioux City Explorers (71-28, 1st South) (2-2)
 RHP Tommy Collier (12-3, 3.11) (0-1, 4.50) at RHP James Dykstra (9-4, 3.49)(1-0, 1.29)

Game 5 – Southern Division Championship Series

9/9/18, 6:05 pm — Mercy Field at Lewis and Clark Park, Sioux City, IA

Series: Game 5 Best of five

[On air at T-&Bones MixLR Channel](#)

AA SOUTH STANDINGS FINAL STANDINGS				
Team	W	L	GB	Last Game
Sioux City	71	28	-	W 4-0 @WIC
T-Bones	62	36	8.5	W 3-2 @GAR
Wichita	60	39	11	L 4-0 SC
Lincoln	51	48	20	L 6-3 @CHI
Cleburne	32	66	38.5	W 8-5 @TEX
Texas	25	74	46	L 8-5 CLE
Sizzle Facts				
Streak: W1		Last 5: 3-2		Last 10: 6-4
Home: 32-17		Away: 31-18		Vs. SC: 7-8
South: 43-22		North: 19-14		Month: 1-1
T-BONES LEAGUE LEADERS FINAL				
AVG	Todd Cunningham .331 / 4 th			
	Mason Davis .324 / T 6 th			
	Adrian Nieto .313 / 11 th			
	Keith Curcio .309 / 15 th			
R	Todd Cunningham 70 / 6 th			
	Noah Perio Jr. & Keith Curcio 57 / T 14 th			
H	Noah Perio Jr. 119 / T 8 th			
	Keith Curcio 108 / 15 th			
	Todd Cunningham 104 / T 17 th			
2B	Todd Cunningham 25 / 6 th			
	Noah Perio Jr. 24 / T 7 th			
	Keith Curcio 22 / T 9 th			
HR	Keith Curcio 11 / T 12 th			
RBI	Noah Perio Jr. 74 / T 3 rd			
	Keith Curcio 57 / T 13 th			
SB	Mason Davis 26 / T 3 rd			
	Keith Curcio 20 / T 6 th			
	Todd Cunningham 17 / T 8 th			
ERA	Tommy Collier 3.11 / 4 th			
	Hunter Adkins 3.97 / 13 th			
SO	Tommy Collier 140 / 1 st			
	Jared Mortenson 112 / 4 th			
Last Five				
Day	Opp	Result/Notes		
9/3	@GAR	L 3-2 after KC led 2-0 for 5.5 innings		
9/2	@GAR	W 3-2, 16 innings, Mason Davis HR		
9/1	@GAR	L 9-1, two two-run HRs by Santiesteban		
8/31	WIC	W 12-6, eight-run B4		
8/30	WIC	Shutout WIC 6-0, Collier 12 Ks		
By the Numbers				
Day...8-7		Night...54-30		
Series...22-7-3		Sweeps...7-1		
Series Open...19-13		Series Middle...21-14		
Series Finale...21-12		Rubber Match...5-0		
Last At-Bat...11-21		Walk-Off...6-4		
Comeback...18-4		Extra Innings...8-5		
Doubleheader...3-3		Score First...41-8		
Allow First Run...21-27		1-Run Game...15-13		
2-Run Game...11-8		3-Run Game...8-7		
4+Run Game...28-11		More hits...51-10		
Fewer hits...8-24		Same hits...4-3		
Scoring 0-3...13-21		Scoring 4-6...22-12		
Scoring 7+...26-4		Allow 0-3...38-10		
Allow 4-6...20-9		Allow 7+...4-18		

Last Game

Ian McKinney was superb, and the T-Bones offense was ice cold as the Explorers took game four 5-0. The X's got all the runs they needed in the second when the bottom of the order Dylan Kelly and Daniel Jackson delivered. Kelly hit a double off the wall off Jared Mortensen and Jackson went "yard" to make it 3-0. The game stayed that way until the 8th when the T-Bones for the second night in a row walked a run home with the bases loaded and Luis Durango hit a sac fly to score another run.

Today

The T-Bones travel to Sioux City for game five of the Southern Division Series against the leagues best club during the regular season the Sioux City Explorers. The winner will face St. Paul for the American Association crown. RHP Tommy Collier (12-3, 3.11) (0-1, 4.50) will try to punch the KC ticket to St. Paul while RHP James Dykstra (9-4, 3.49) (1-0, 1.29) will go for the home team.

vs. Sioux City

This season Sioux City won the season series 8-7 and the T-Bones are 38-41 all time in the AA in regular season games vs. Sioux City. Post season the two teams are meeting for the first time in a post season series and with the best of five tied at 2-2 and over all KC trails the X's 10-9 this season and 42-41 overall in favor of the X's.


Tale of the tape 2018 regular season

Offense	KC	SC
Runs	563 / 2 nd	629 / 1 st
HR	78 / T 6 th	63 / 10 th
BB	370 / 3 rd	380 / 2 nd
SB	121 / 3 rd	136 / 2 nd
OBP	.368 / 2 nd	.378 / 1 st
Avg	.295 / 2 nd	.305 / 1 st
OPS	.800 / 2 nd	.803 / 1 st
Pitching		
BB	348 / 5 th	403 / 9 th
SO	805 / 2 nd	873 / 1 st
SV	32 / T 2 nd	32 / T 2 nd
WHIP	1.36 / 5 th	1.32 / 2 nd
ERA	4.11 / 6 th	3.41 / 1 st
Defense		
ERR	85 / T 9 th	85 / T 9 th

NEXT FIVE

9/10		Off Day	
9/11	@STP	RHP Barrett Astin at TBA	7:05pm
9/12	@STP	RHP Hunter Adkins at TBA	7:05pm
9/13	STP	TBA at RHP Jared Mortensen	7:05pm
9/14	STP	(if necessary) TBA at RHP Tommy Collier	7:05pm

Follow us on Social Media!





Steak Bites from the steakhouse

Playoff History

KC is 13 and 13 all time since moving to the metro in 2003 in post season. The franchise overall in both locations is 16-18. The T-Bones are 2-2 in game five deciders over the years.

<u>Year</u>	<u>Round</u>	<u>Opponent</u>	<u>Result</u>
2004	Semis	Schaumburg	L 3-2
2008	Semis	Fargo	W 3-0
	Finals	Gary	W 3-2
2009	Semis	Gary	L 3-2
2010	Semis	Joliet	W 3-2
	Finals	Fargo	L 3-0
2018	Semis	Sioux City	2-2

Been awhile

The T-Bones win Wednesday night was the first T-Bones post season win since 09/12/2010 when Gabriel Martinez hit a three-run, walk-off home run in the 12th inning to send Kansas City into the 2010 Northern League Championship Series with an 8-5 victory over the Joliet JackHammers in game five of the Northern League Semifinals at then named CommunityAmerica Ballpark.

.500

Since Joe Calfapietra arrived on the scene last season and during his tenure the T-Bones have been above .500 for 176 days including the last 83 days of the 2017 season. This year the team has been above .500 for 93 days of the regular season and not been at or below since .

Historic Season

The T-Bones set a new franchise mark for wins in a season. The record had been held by the 2010 club led by Manager Tim Doherty who now is a coach at AAA Albuquerque in the PCL for the Colorado Rockies. T-Bones improved on last season's record by five games.

The all-time best records:

2018-62-37

2010- 58-42

2017- 57-43

2012 -51-49

2015 -49-51

2004, 2011, 2014 – the team won 48 games each year.

The T-Bones have finished above .500 just three times in franchise history while winning two titles in the Northern League with a record overall below .500. There were two finishes at .500 at Duluth and another in KC. Joe Calfapietra is the first manager in franchise history to guide the club to two seasons of records above .500.

1996 42-42 George Mitterwald

2000 43-43 Benny Castillo

2004 48-48 Al Gallagher

2010 58-42 Tim Doherty

2012 51-49 Kenny Hook

2017 57-43 Joe Calfapietra

2018 62-37 Joe Calfapietra

The Chosen few

Of the opening night lineup card in Wichita on the batting order only two starters remain from that night. Adrian Nieto and Keith Curcio with Tucker Pennell on the bench as the backup catcher.

Moving on up

The T-Bones lost eight players during the season to affiliated ball and three more to Mexico, yet still somehow reached a franchise best 26 games above .500. Dylan Tice became the 38th Kansas City player and the eighth this season to have his contract purchased while with the T-Bone on August 4th. In May, the Washington Nationals purchased the contract of outfielder Adam Brett Walker, and the New York Mets purchased the contract of right-handed pitcher Cody Martin. On July 3, the Cubs purchased the contract of left-handed T-Bones pitcher James Buckelew. On July 7, the Cincinnati Reds purchased the contract of left-handed pitcher Carlos Diaz. On July 13, the Seattle Mariners purchased the contract of left-handed pitcher Joe Filomeno, and on July 17 the Texas Rangers picked up OF/IF Nick Torres. Taylor Featherston was plucked from the roster less than two weeks ago by the Cincinnati Reds on July 24th. Add IF/OF Frank Duncan to the mix signed by the Dodgers just a week before spring trainings. On that note the club has lost the #6 Dylan Tice and #9 Nick Torres ranked batting averages in the league. The team had three players also signed in AAA Mexico this season.

Windfall

Noah Perio Jr and Zach Walters were swapped between St. Paul and KC on July 8th. The evidence suggest that the trade was beneficial for both clubs but the finished product shows what a difference maker Perio Jr. was for KC this season.

	<i>G</i>	<i>AB</i>	<i>R</i>	<i>H</i>	<i>2B</i>	<i>3B</i>	<i>HR</i>	<i>RBI</i>	<i>BB</i>	<i>SO</i>	<i>SB</i>	<i>AVG</i>
<i>Perio</i>	52	209	31	62	12	1	8	57	21	32	3	.297
<i>Walters</i>	51	207	33	62	15	0	9	38	13	40	1	.300

On the air

Dan Vaughan returns for his second season as the “voice of the T-Bones.” Vaughan spent the previous four years with the Gary SouthShore RailCats and is the Australian summer voice of the Perth Heat of the Australian Baseball League during the USA winters. The game audio can be heard on tbonesbaseball.com and on the [T-Bones MixLR Channel](#) and the MixLR app. The pregame begins at 6:40 (home 25 minutes before on road) with “The Top Step with Manager Joe Calfapietra.” AmericanAssociationBaseballTV.com carries the video stream of all home games. The full pregame show can be heard online on the radio side with the news and scores around the American Association and other pregame notes. On the road the audio stream can be heard on AmericanAssociationBaseballTV.com in addition to flagship home on [T-Bones MixLR Channel](#). For fans that want to hear the game inside the ballpark tune into **107.9 FM** on your radio dial to hear all the live radio action inside T-Bones Stadium.

HOT T-BONES

At the plate

- Noah Perio Jr.** finished the season on a two-week tear. He had an 18 RBI week then closed out last week with a 10 RBI week for 28 to close out the season. He went 6 for 12 in the last series with Sioux City with seven RBI. He drove in 11 in the regular season vs Sioux City.
- Ryan Brett** had a six game hitting streak to end the season and has 13 multi-hit games in his first 27 regular season games with KC and has reached base in all 27 games he has played. He did not reach base last night the first time this season he has not reached.
- Mason Davis** is had six multi hit games in his last 10 games and is 19 for 47 in that stretch.
- Keith Curcio** was 5 for 7 against Sioux City last time the two teams played last week.
- Adrian Nieto** finished the season 12 for 31 over his last nine 10 games. He has 8 RBI against Sioux City.
- Todd Cunningham** is 14 for 40 with 5 RBI and .350 average against Sioux City.

On the hill

- Tommy Collier** had 70 K's in his last 63 innings and the team has won the last 13 of his starts.
- Marcus Crescentini** has 29 K's in his last 19.0 IP.
- Cody Winiarski** has struck out 20 in his last 10 appearances combined in a total of 11.2 innings.

THE LAST TIME...

T-Bones scored 10 runs in a game	8/31/18	WIC (W 12-6)
T-Bones recorded 15 hits in a game	8/30/18	WIC (W 6-0) (15 hits)
T-Bones shut out their opponent	8/30/18	WIC (6-0)
T-Bones won with a walk-off	8/28/18	SC 14-13
T-Bones swept a series	8/6-8/8	Vs TEX (3-0)
T-Bones won 5 games in a row	6/18-6/29/18	9 games
A T-Bone had 4 hits in a game	9/2/18	@GAR Mason Davis (4)
A T-Bone had 5 hits in a game	8/1/17	@CLE Cedric Hunter (5)
A T-Bone had 5+ RBIs in a game	8/25/18	WIN Noah Perio Jr (6)
A T-Bone hit at least 2 HRs in a game	8/23/18	WIN Noah Perio Jr. (2)
A T-Bone hit a grand slam	6/27/17	@LIN Kyle Petty
A T-Bone pitcher threw a complete game (9 IP)	8/12/16	Jarred Messer
A T-Bone pitcher struck out at least 10 batters	8/30/18	Tommy Collier (12) v. WIC
A T-Bone pitcher threw a no-hitter	7/5/18	Combined in 7 innings (1-0 @TEX)

On This Date...

September 9, 2010

Kansas City One Win from Championship Series Berth

Right-hander Mike Rocco (1-0) held the Joliet JackHammers (0-2) scoreless through eight innings as the Kansas City T-Bones (2-0) earned a 3-1 victory in game two of the best-of-five Northern League semifinals to put them one win from advancing to the 2010 Northern League championship series.

Kansas City scored the only two runs they would need against left-hander Devin Anderson (0-1) in the first inning to gain an early 2-0 advantage. The first three T-Bones hit safely to begin the frame, with Gabriel Martinez driving in the first run on an RBI single. Jacob Blackwood then scored the second tally when Ray Sadler grounded into a double play for the first two outs of the inning.

Including the double play, Anderson retired 13 straight batters before hitting Rico Washington with a pitch with one out in the fifth. Anderson didn't allow another hit until Sadler began the seventh with a double and later scored on an RBI single by Dwayne White.

Anderson left with two outs in the seventh having allowed three runs on five hits in the loss.

Rocco scattered eight hits over eight scoreless frames for Kansas City, facing the minimum in four of those eight innings before surrendering consecutive singles to begin the bottom of the ninth. Matt Perisho took over and induced two quick outs with a popout and strikeout before an RBI double by Josh Flores gave Joliet their first run of the series and capped the score at 3-1. Perisho hit the next batter to load the bases before striking out Kevin Rios to secure the game and earn his first save of the postseason.

Rocco was charged with the lone run on 10 total hits, earning the victory after striking out six in eight-plus innings. It was Rocco's first appearance against the JackHammers since being traded to Kansas City from Joliet for pitcher Erik Hamren on August 22 this season.

MEET THE T-BONES STARTING PITCHER

Tonight's starter #34 Tommy Collier



Tommy Collier, joins the T-Bones after spending 2011-2016 with the Detroit Tigers organization and reaching AA Erie in 2016, posting a career 41-37 record and a 3.88 ERA in 650 innings with Detroit. The last two winters Collier has pitched in the Venezuela Winter League for La Guaira, pitching in 64 innings with a 4.22 ERA over the two combined seasons. Collier was the 22nd round pick of the Tigers in the 2011 MLB June Amateur Draft out of San Jacinto College in Houston, Texas. He went 4-1 with a 1.85 ERA in his rookie season with Connecticut in the New York/Penn League in 2011. In 2012 he made the jump to low A West Michigan going 9-8, and he led all the starters on the club with a 2.74 ERA in 24 starting nods.

In 2013, 2014 and 2015, Collier split time between High A Lakeland and AA Erie and spent 2013 in the prestigious Arizona Fall League with Mesa. Collier combined for a 4.43 ERA in 2013 in 67 innings and in 2014 tossing 133 innings with a 5.75 ERA for Detroit. The right-hander went 7-8 in 2015 with a 3.70 ERA in 155.2 innings combined at both stops. At AA Erie in 2016, the Houston, Texas native won a career high nine games in 25 starts with 130.2 innings with a 4.20 ERA. Collier led the SeaWolves in

wins and innings pitched that season, adding 87 strike outs. In 2008, Collier was drafted by the Milwaukee Brewers out of high school in the 29th round of the MLB Draft from Cypress-Fairbanks High School in Cypress, Texas. He was then drafted in the 49th round by Toronto in 2009 while at San Jacinto College but did not sign.

2018 Season notes:

- Collier has tossed 14 quality starts at least six innings of three earned runs or less.
- After his opening night start his next three times out he gave up 5 runs combined in 20 innings getting a pair of wins.
- He has gone at least six in his last 18 of last 19 starts.
- Team is 17-3 in his starts and won all nine of his road starts in 18
- Was named Pitcher of the week for the week ending July 22nd.
- Was named Pitcher of the month of July of August.
- 140 strike outs led the AA

PITCHING GAME LOG

DATE	TEAM	OPP	RESULT	W	L	GS	CG	SHO	SV	IP	H	R	ER	BB	SO	BF	OOBP	OSLG	OAVG	ERA
08/30/18	@KAN	WIC	W 6-0	1	0	1	0	0	0	6.2	6	0	0	0	12	26	.230	.269	.230	0.00
08/25/18	@KAN	WIN	W 18-6	1	0	1	0	0	0	6.0	6	4	4	2	7	25	.320	.521	.260	6.00
08/21/18	KAN	@LIN	W 2-0	1	0	1	0	0	0	7.0	6	0	0	1	9	26	.269	.320	.240	0.00
08/16/18	@KAN	FAR	W 9-8	0	0	1	0	0	0	5.0	7	4	4	4	6	25	.440	.428	.333	7.20
08/11/18	KAN	@SC-	W 2-1	1	0	1	0	0	0	8.0	4	1	1	0	4	27	.148	.296	.148	1.13
08/06/18	@KAN	TEX	W 4-2	1	0	1	0	0	0	7.1	3	2	1	2	5	29	.172	.259	.111	1.23
08/01/18	KAN	@SF-	W 12-5	1	0	1	0	0	0	6.0	9	5	5	1	7	31	.419	.518	.333	7.50
07/27/18	@KAN	CHI	W 4-0	1	0	1	0	0	0	7.0	6	0	0	1	11	26	.269	.240	.240	0.00
07/21/18	@KAN	TEX	W 1-0	0	0	1	0	0	0	8.2	2	0	0	0	8	29	.068	.068	.068	0.00
07/15/18	@KAN	ST.	W 5-2	1	0	1	0	0	0	8.0	4	2	0	0	10	28	.142	.142	.142	0.00
07/10/18	KAN	@LIN	W 2-1	1	0	1	0	0	0	7.0	6	1	1	1	8	28	.250	.259	.222	1.29
07/05/18	KAN	@TEX	W 4-3	0	0	1	0	0	0	6.0	6	3	3	1	5	25	.269	.375	.250	4.50
06/30/18	KAN	@CLE	W 7-4	1	0	1	0	0	0	7.0	8	4	4	1	10	30	.300	.482	.275	5.14
06/24/18	@KAN	CLE	W 6-5	0	0	1	0	0	0	7.0	5	4	3	3	5	31	.322	.461	.192	3.86
06/18/18	KAN	@WIN	W 9-3	1	0	1	0	0	0	6.2	6	3	3	1	7	28	.285	.384	.230	4.05
06/13/18	@KAN	SC-	L 8-9	0	1	1	0	0	0	6.0	9	6	6	1	5	27	.357	.384	.346	9.00
06/08/18	KAN	@WIC	W 11-3	0	0	1	0	0	0	6.0	5	1	1	0	9	22	.227	.363	.227	1.50
06/01/18	@KAN	WIC	L 0-1	0	1	1	0	0	0	6.0	4	1	1	1	6	23	.217	.318	.181	1.50
05/27/18	KAN	@CHI	W 8-6	1	0	1	0	0	0	7.0	10	4	3	0	4	28	.344	.464	.357	3.86
05/22/18	@KAN	GAR	L 2-6	0	1	1	0	0	0	4.2	8	6	6	2	2	25	.480	.619	.380	11.57

PITCHING TOTALS

SEASON	TEAM	W-L	G	GS	CG	SHO	SV	IP	H	R	ER	BB	SO	BF	OOBP	OSLG	OAVG	ERA
AA Reg Season 2018	Kansas City T-Bones	12-3	20	20	0	0	0	133.0	120	51	46	22	140	539	.278	.354	.240	3.11
AA Playoffs 2018	Kansas City T-Bones	0-1	1	1	0	0	0	8.0	7	4	4	0	9	30	.267	.483	.250	4.50
Totals		12-4	21	21	0	0	0	141.0	127	55	50	22	149	569	.278	.361	.239	3.19

COLLIER CAREER

Year	Age	AgeDif	Tm	Lg	Lev	Aff	W	L	W-L%	ERA	RA9	G	GS	GF	CG	SHO	SV	IP	H	R	ER	HR	BB	IBB	SO	HBP	BK	WP	BF	WHIP	H9	HR9	BB9	SO9	SOW
2011	21	-0.4	Connecticut	NYPL	A-	DET	4	1	.800	1.85	1.85	7	7	0	0	0	0	39.0	28	8	8	1	10	0	35	3	0	2	156	0.974	6.5	0.2	2.3	8.1	3.50
2012	22	0.2	West Michigan	MIDW	A	DET	9	8	.529	2.74	3.18	24	24	0	1	1	0	124.2	112	44	38	5	37	0	84	5	1	6	503	1.195	8.1	0.4	2.7	6.1	2.27
2013	23		2 Teams	2 Lgs	A+-AA	DET	5	3	.625	4.43	4.70	14	14	0	0	0	0	67.0	74	35	33	5	24	0	54	5	0	3	293	1.463	9.9	0.7	3.2	7.3	2.25
2013	23	-1.6	Erie	EL	AA	DET	1	0	1.000	5.40	5.40	1	1	0	0	0	0	5.0	6	3	3	1	1	0	2	0	0	0	21	1.400	10.8	1.8	1.8	3.6	2.00
2013	23	-0.2	Lakeland	FLOR	A+	DET	4	3	.571	4.35	4.65	13	13	0	0	0	0	62.0	68	32	30	4	23	0	52	5	0	3	272	1.468	9.9	0.6	3.3	7.5	2.26
2013	23	0.0	Mesa	AZFL	Fal		0	0		0.64	0.64	4	3	0	0	0	0	14.0	11	1	1	0	2	0	10	0	0	0	53	0.929	7.1	0.0	1.3	6.4	5.00
2014	24		2 Teams	2 Lgs	AA-A+	DET	7	10	.412	5.14	5.75	26	26	0	1	1	0	133.0	135	85	76	19	55	0	88	8	2	5	578	1.429	9.1	1.3	3.7	6.0	1.60
2014	24	-0.6	Erie	EL	AA	DET	4	7	.364	5.88	6.41	17	17	0	1	1	0	85.2	86	61	56	14	39	0	48	4	1	3	373	1.459	9.0	1.5	4.1	5.0	1.23
2014	24	0.8	Lakeland	FLOR	A+	DET	3	3	.500	3.80	4.56	9	9	0	0	0	0	47.1	49	24	20	5	16	0	40	4	1	2	205	1.373	9.3	1.0	3.0	7.6	2.50
2015	25		2 Teams	2 Lgs	AA-A+	DET	7	8	.467	3.70	4.05	26	26	0	0	0	0	155.2	154	70	64	8	39	0	114	4	4	1	646	1.240	8.9	0.5	2.3	6.6	2.92
2015	25	0.4	Erie	EL	AA	DET	4	4	.500	4.40	4.49	18	18	0	0	0	0	108.1	111	54	53	6	28	0	76	4	4	0	456	1.283	9.2	0.5	2.3	6.3	2.71
2015	25	2.0	Lakeland	FLOR	A+	DET	3	4	.429	2.09	3.04	8	8	0	0	0	0	47.1	43	16	11	2	11	0	38	0	0	1	190	1.141	8.2	0.4	2.1	7.2	3.45
2016	26	1.5	Erie	EL	AA	DET	9	7	.563	4.20	4.61	25	25	0	2	0	0	130.2	145	67	61	15	35	0	87	4	0	3	563	1.378	10.0	1.0	2.4	6.0	2.49
2016-17	26	-1.7	La Guaira	VEWL	FgW		2	2	.500	2.81	2.81	6	5	0	0	0	0	25.2	22	8	8	2	9	0	13	3	0	1	105	1.208	7.7	0.7	3.2	4.6	1.44
2017-18	27	-1.2	La Guaira	VEWL	FgW		1	4	.200	5.17	5.63	8	8	0	0	0	0	38.1	44	24	22	3	9	0	31	2	0	4	165	1.383	10.3	0.7	2.1	7.3	3.44
2018	28	1.5	Kansas City	AA	Ind		12	3	.800	3.11	3.45	20	20	0	0	0	0	133.0	120	51	46	13	22	0	140	8	0	4	539	1.068	8.1	0.9	1.5	9.5	6.36
Minors (6 seasons)					Minors		41	37	.526	3.88	4.28	122	122	0	4	2	0	650.0	648	309	280	53	200	0	462	29	7	20	2739	1.305	9.0	0.7	2.8	6.4	2.31
Foreign (2 seasons)					Foreign		3	6	.333	4.22	4.50	14	13	0	0	0	0	64.0	66	32	30	5	18	0	44	5	0	5	270	1.313	9.3	0.7	2.5	6.2	2.44
Other (2 seasons)					Other		12	3	.800	2.88	3.18	24	23	0	0	0	0	147.0	131	52	47	13	24	0	150	8	0	4	592	1.054	8.0	0.8	1.5	9.2	6.25
All Levels (8 Seasons)							56	46	.549	3.73	4.11	160	158	0	4	2	0	861.0	845	393	357	71	242	0	656	42	7	29	3601	1.262	8.8	0.7	2.5	6.9	2.71
AA (4 seasons)					Minors		18	18	.500	4.72	5.05	61	61	0	3	1	0	329.2	348	185	173	36	103	0	213	12	5	6	1413	1.368	9.5	1.0	2.8	5.8	2.07
A+ (3 seasons)					Minors		10	10	.500	3.50	4.14	30	30	0	0	0	0	156.2	160	72	61	11	50	0	130	9	1	6	667	1.340	9.2	0.6	2.9	7.5	2.60

PITCHING / CATCHER EXTRAS

T-BONES PITCHING	W-L	ERA	ER	IP
Starters	38-23	4.48	255	512.1
Relievers	21-13	3.40	112	296.2

Catchers Box

Player	CS	SB	ATT	PCT	PB
Nieto	20	46	66	.30%	4
Pennell	8	25	33	.25%	3
Others					
Total	28	71	99	.28%	7

MEET THE T-BONES HITTERS



10 Ryan Brett


Ryan Brett comes to Kansas City from the Chicago White Sox organization where he spent 10 games at AAA Charlotte in the International League but spent the bulk of 2018 at AA Birmingham in the Southern League. At AA Brett hit .265 in 47 games with three home runs and 15 RBIs. He spent 10 games with the AAA Knights and went 2 for 30 in limited action. Brett was drafted by the Tampa Bay Rays in the 3rd round of the MLB draft in 2010 out of Highline High School in Burien, Washington. He debuted at the rookie level Gulf Coast League, playing in 27 games and hitting .303 with nine RBIs and then making the next jump up the ladder to the Appalachian League the next season with Princeton. Brett would hit .300 in 64 games with three home runs and 24 RBIs and adding 21 stolen bases. The climb continued in 2012 where Brett played in 100 games with six home runs and driving in 35 runs with a .285 average. The following season the Washington state native would make three stops in the Rays organization, reaching AA for the first time in his career. In the AA Southern League Brett would play in 25 games for Montgomery, hitting .238 with three homers and 16 RBIs while adding another 51 games at High A Charlotte. While with the Stone Crabs, Brett would play 51 games with four long balls and 22 RBIs, hitting at a .340 clip. His combined average of .301 earned Brett a spot in the prestigious Arizona Fall League in 2013

where he would go 8 for 52 in 16 games at Salt River. Brett made the AA club out of spring training in 2014 and played in 107 games with the Biscuits, hitting eight home runs while knocking in 38 runs with a .303 average. His 27 stolen bases led the club and was good for second in the league. He would finish 12th at the plate in the league—just behind names like Kris Bryant (#1), Corey Seager (#2) and Micah Lamb (#6). Brett would score a team-leading 64 runs in a break-out season for the Rays organization. In 2015 Brett opened the season at AAA Durham but was promoted to the Big Leagues on April 18th and would appear in three games going 2-for-3. He injured his shoulder against the Boston Red Sox and spent the rest of the season at AAA. In 84 games at Durham, he would hit .247 with five homers and 30 RBIs. He missed all of 2016 following the injury and signed a minor league deal with Tampa for 2017 where he played in a combined 20 games between AAA Durham and AA Montgomery, hitting .284. Brett signed another minor league deal with the Texas Rangers for 2018, but he was released in spring training and then inked by the White Sox where he played this year.



9 Todd Cunningham

Todd Cunningham brings some major league experience to Kansas City with 67 big league games under his belt since 2013. The Alabama native most recently spent time with the Indianapolis Indians and the Charlotte Knights playing nine games a piece in 2018 before working his way to Kansas City. In those 18 games Cunningham had 3 RBI's and hit .163. Cunningham started his career with the Atlanta Braves organization playing for the Rome Braves. In his rookie year he played in 65 games with 20 RBIs and hit .260. In 2011 Cunningham hit four homeruns while batting a .257 with 20 RBIs in 87 games for the Lynchburg Hillcats of the Carolina League. In 2012 he hit .309 in 120 games with 51 RBIs and three home runs in AA Southern League. Cunningham saw his first major league action in 2013 playing in eight games for the Atlanta Braves while batting .250. Cunningham would play 39 games for the Atlanta Braves again in 2015 before playing 20 games with the Los Angeles Angels of Anaheim in 2016. In 2017 he split time with AAA Memphis Redbirds and AAA Oklahoma City Dodgers. Cunningham had 31 RBIs, hit a .284 and had four home runs.



#7 Keith Curcio

Keith Curcio is an outfielder and 2nd baseman drafted in the 6th round out of Florida Southern College by the Atlanta Braves in the 2014 MLB June amateur draft. In 2017 Curcio played in 120 games at AA Mississippi for Atlanta, hitting .219 with 4 homeruns and 21 RBI. Curcio began his career with Rome in the South Atlantic League with the Braves organization in 2014. In 2015 Curcio began the year with Rome playing in 32 games and hitting a career high .342. Curcio finished out the year playing 101 games for the Carolina Braves hitting .241 with 4 homeruns and 38 RBI. In 2016 Curcio played 124 games for Carolina, this time hitting .271 with 3 homeruns and 54 RBI. Curcio hails from Sarasota Florida. At Florida Southern College, Curcio averaged .315 with 19 RBI in 39 games.



#4 Mason Davis

Mason Davis comes to Kansas City from Jacksonville in the Southern League, where the native of Georgia native hit .193 in 37 games for the Jumbo Shrimp. He appeared in 20 games at shortstop, nine at second base and in another five at third base. Davis also added another game at left field. Davis had a short three game stint with the Jupiter Hammerheads where he averaged .167 in 2018 before playing for Jacksonville. Davis was originally drafted by the Miami Marlins in the 19th round in the 2014 June draft out of The Citadel. He spent four seasons in their system reaching the AA level. In 2017, Davis saw time in two different leagues for Miami. He played in 31 games in the South Atlantic League at Greensboro and hit .248 with two homeruns and 15 RBIs. At A+ Jupiter in the Florida State League, Davis played in 46 games, hitting .255 with seven stolen bases and seven RBIs.

Davis again split time in 2016. Battling injuries, he played in 11 games for Greensboro, hitting .246 and seeing action in another 4 games at Marlins, hitting .375. In 2015 Davis played all 86 games for Greensboro, hitting .255 with career high six homeruns and 29 RBIs along with 19 stolen bases. In his first season with the Marlins organization, Davis split time between Batavia in the New York-Pennsylvania League, hitting .319 in 56 games and seven games at Southern Atlantic League Greensboro. He hit .259 with 3 RBIs during his stay in North Carolina. Davis was born in Conyers, Georgia and attended Reden High School before playing four seasons at The Citadel. In his senior season he batted .310 while stealing 27 bases. He left The Citadel as one of the best 2nd basemen in school history.



#13 Danny Hayes

Danny Hayes was drafted by the Chicago White Sox in the 13th round in 2013 out of Oregon State University. The left-handed hitter made his pro debut in 2013 in the rookie Pioneer League where he hit .267 with five homers in 58 games with 51 RBIs. The next season Hayes made the leap to Low A Kannapolis in the South Atlantic League. In 130 games he would hit .283 with 11 home runs and 75 RBIs. Those numbers were good enough to lead the team in both categories. In 2015 Hayes would skip High A and jump to AA Birmingham. With the Barons he went deep seven times with 58 RBIs, hitting at a .248 clip. In 2016 he would .250 in 55 games at AAA Charlotte and would play in 128 games for the Knights the following year. Hayes played collegiately at Oregon State University, and as a Senior, he was part of the Beavers College World Series team that made it all the way to Omaha after a five-year hiatus. He would go 10 for 38 in post-season play with a home run and six RBIs. On the season Hayes hit .269 with six home runs and 41 RBIs—third in the club. In 40 games his Junior year, Hayes hit a collegiate career high .307, driving in 27 with five long balls. He played in 49 games as a Sophomore, hitting .277 with four homers and 32 RBIs, and as a Freshman he played 43 games and hit a .284. In his rookie campaign with the Beavers, he knocked in 20 runs with one home run.

Hayes was born in Sacramento and was raised in Rancho Murieta California where he went to Jesuit High School in Carmichael, California. In five pro seasons Hayes has hit 52 home runs and has driven in 293 runs.



#1 Alay Lago


The Kansas City T-Bones signed 27-year-old **Alay Lago** for the 2018 season on July 24th. In his first game with KC he picked up a base hit and an RBI single in the T-Bones 6-3 win over Lincoln. The Cuba native began his baseball career in 2010 playing in the Cuban National Series League for the Metropolitanos. In his first year with the club, he hit .146 with seven RBIs and one homerun in 48 games. In his 2nd year with the club, he improved on his rookie year numbers posting a .158 batting average in 37 games. In 2012, Lago moved on to Industriales of the Cuban National Series League. While with the Industriales, his batting average improved to .220. He had two RBIs and eight runs in 50 games. Lago did not play in the 2013 season but joined Artemisa of the Cuban National Series LEague for the 2014-15 season. While with Artemisa, Lago hit .253 with 10 RBI's and two stolen bases in 35 games. He played 16 games at 2nd base, 11 games at 3rd base and seven at shortstop, with a few games in the outfield as well for the Cuban club. In 2016 he moved on to AAA Veracruz in the Mexican League where he hit .255 with eight RBIs and a homerun in 24 games. In 2017 Lago was picked up by the Atlanta Braves organization. He started with A+ Florida in the Florida State League.

While with the Fire Frogs, Lago played in 113 games, batting .303, with 46 RBI, six home runs, and six stolen bases. Lago played the first 80 games of 2018 with the AA Mississippi Braves in the Southern League. With the Braves, he batted .247 with 25 RBIs, five stolen base, and two home-runs.

#8 Tucker Pennell

The T-Bones welcome back Texan **Tucker Pennell** behind the plate this season, Pennell was inked just prior to game time on August 25th on the road in Gary, Indiana last season and would have a key double to spark the offensive attack in his first at bat in an 8-0 win over the RailCats. He finished the seasons on a hot streak including a game tying home run against St. Paul on September 4th in Kansas City. He would finish 5-for-13 in the last four game series with the Saints with three RBI and a double. Over all in 10 games Pennell went 11-for-28 with three RBI and a .393 average. Pennell spent 18 games over two seasons with the San Diego Padres organization after signing as anon-drafted free agent in 2016. A native of Georgetown, Texas he was a teammate of Jackson Lowery at the University of Arkansas.





#12 Adrian Nieto

Adrian Nieto, born in Havana, Cuba and raised in Florida, comes to the T-Bones following a 2017 season where he played 68 games between AA Pensacola and AAA Louisville in the Cincinnati Reds organization. In 41 games at AA, he hit three home runs and drove in 15 runs, hitting at a .250 clip. At AAA Louisville, Nieto played in 27 games and batted .204 with six RBIs. Nieto was selected in the fifth round of the 2008 Major League Draft out of American Heritage High School in Plantation, Florida by the Washington Nationals. He would see limited action following the draft, playing in eight games going 5-for-23 with the Gulf Coast Rookie League Nationals. In 2009 in 42 games in the GCL, Nieto hit .228 with 17 RBIs and then would make the jump to low A full season Hagerstown in the South Atlantic League in 2010. With the Suns he hit .195 with two homers and 14 RBIs. In 2011 Nieto made three stops in the Washington system, starting the season at short season Auburn in the New York-Penn League where played in 30 games, hitting .302 with four home runs and 22 RBIs. He would see action in two games that July in the high A Carolina League with Potomac, going 1-for-5 and then finishing the season at Hagerstown where he hit .255 in 27 games with three home runs and 12 RBIs. Nieto returned to the South Atlantic League in 2012 and hit .257 in 70 games with Hagerstown, including six long balls and 39 RBIs. In a

short rehab stint, he played in eight GCL games during July of the 2012 season. His final season with the Nationals organization, Nieto played in a career high 110 games at high A Carolina with Potomac, hitting .285 with a career high 11 home runs and another career high 53 RBIs. He would throw out 33% of runners behind the plate defensively during the season. Nieto added another 13 games in the Arizona Fall League to his resume in 2013, hitting .271 (13-for-48) with six RBIs. The Chicago White Sox selected Nieto in the 2013 Rule 5 draft as the third pick overall, and he would spend the entire 2014 season with the "big club," serving as the backup to Tyler Flowers. For the season, Nieto hit .236 with two home runs and seven RBIs and was the primary catcher for former T-Bones "ace" Scott Carroll. Nieto was also part of history in 2014 when the White Sox used four Cuban players in the same lineup on multiple occasions. Nieto joined Jose Abreu, Alexei Ramirez and Dayan Viciedo in the lineup— something that no other team had done in 45 years. He would return to the minors in 2015, playing in 81 games at AA Birmingham, hitting .207 for the Barons in the Southern League. Nieto would be released by Chicago after the 2015 season and ink with the Miami Marlins organization. He spent 37 games at AAA New Orleans and hit .195 with a homer and 19 RBIs in 2016. Nieto has also played parts of two seasons of winter ball, hitting in 2014-2015 and 2017-2018 with Gigantes in the Dominican Republic. The Cincinnati Reds signed Nieto to a minor league deal on January 2nd, 2017 and released him following the 2017 season. In 2013 Nieto played for the Spanish National Team in the World Baseball Classic and was a teammate of former Cleburne and Joplin Manager Gabe Suarez. Throughout his career behind the plate, Nieto has thrown out 31% of runners attempting to steal (139 CS out of 445 SBA), and he is a career .244 hitter at the plate with 40 home runs and 248 RBIs in 625 games. Nieto closed out his high school career by leading his team the state championship, batting .372 with 16 doubles, five home runs and 38 RBIs



#11 Noah Perio Jr.

Noah Perio Jr comes to Kansas City after a strong first half of the season with St. Paul. While with the Saints, Perio Jr batted .311, with 17 RBIs and 57 hits. Perio Jr. spent his time in the infield playing 19 games at second base, 15 games at shortstop, eight games at first base, and two games at third base for the Saints where he had 115 putouts, 93 assists, and 35 double plays turned. The California native was drafted in the 39th round in the 2009 June amateur draft by the Florida Marlins. He spent the 2009 season playing for the Marlins in the Gulf Coast league where he hit .429 in four games with five RBIs and a stolen base. He moved on to the Jamestown Jammers in 2010, where he hit .258 in 59 games with 31 RBI's and seven stolen bases. Perio Jr. spent 2011 with Greensboro of the South Atlantic League. While with the Grasshoppers he hit .295 in 119 games with 6 home-runs and 52 RBI. The De La Salle graduate moved on in 2012 to Jupiter in the Florida State League. He hit .248 in 119 games for the Hammerheads, with 22 doubles and 40 RBI's. Perio Jr. split time in 2013 with the Jupiter Hammerheads and the Jacksonville Suns. While with the Hammerheads, Perio hit .241 in 43 games with 16 RBI and 6 stolen bases. He continued to have success in AA Jacksonville where the left-handed batter hit .232 in 57 games with 14

RBI and one homerun. Perio spent 2014 back with Jupiter in the Florida State league where he batted .241 in 96 games with 29 RBI and six stolen bases. Perio Jr. First experienced independent ball in 2015 when he joined the Sioux City roster. Perio hit .316 in 100 games with seven home-runs, 74 RBI and 18 stolen bases. Perio started 2016 with the Explorers playing in 35 games with a .338 average, 36 RBI's and three home-runs. He then moved on to Great Lakes in the Midland League. With the Loons, he batted .288 in 20 games before moving on to Tulsa in the Texas League. While with the Drillers, Perio hit .263 in seven games before finishing out the year with A+ Rancho Cucamongo in the California League. He batted .355 in 30 games for the Quakes adding 24 RBI's and six home-runs. Perio Jr. spent 2017 with AA San Antonio in the Texas League. He hit .281 in 112 games for the Missions while raking up 36 RBI's and four Homeruns.

#14 Anthony Phillips



Anthony Phillips joins KC after spending time with the St. Paul Saints this season and beginning the year with the Colorado Rockies organization. Phillips, a 28-year-old native of Bellville, South Africa played 34 games for the Saints hitting .242 with a home run and 16 RBI. In two stops with Colorado, Phillips played in 14 games at AAA Albuquerque with two home runs and nine RBIs and another six games at AA Hartford in the Eastern League going 5 for 25. In 2017 Phillips played 99 games for AA Hartford with four homers and 24 RBIs hitting .209. The 2016 season Phillips spent the entire season at AA Arkansas in the Texas League for the Los Angeles Angels of Anaheim. In 114 games, he hit .259 with one home run and 37 RBIs in the Texas League. Phillips had his first stay with St. Paul in 2015 playing 91 games for the Saints hitting .269 with two home runs and 35 RBIs. Phillips spent 2014 with the Philadelphia Phillies organization splitting time with three different levels in the minor league system. He spent 57 games hitting .229 with a home run and two RBIs another 31 games at AA Reading and two games at High A Lakewood. Combined he hit .230 at all three stops with two home runs and 24 RBIs. The short stop began his baseball career with the Seattle Mariner organization, where he spent parts of six season. He would

climb the ladder from rookie level in 2007 to AAA Tacoma in the Pacific Coast League. He played a career high 124 games at High A High Desert in the California League in 2013 hitting at a .259 clip with nine long balls and 43 RBIs. Phillips was signed by former Big Leaguer turned scout Pat Kelly in 2006 at the age of 16. Kelly has served in various international baseball roles in Australia and has scouted the southern hemisphere for several organizations since his playing days were over. Phillips was spotted by Kelly during the 2006 U16 World Baseball Championships in Cuba with the South African Team.

MEET THE T-BONES PITCHERS



#23 Robert Calvano

The Kansas City T-Bones signed right-handed pitcher Robert Calvano for the 2018 season on August 14th. Calvano grew up in Kansas City, Missouri before attending college in Nebraska at the University of Nebraska at Omaha. After graduating, Calvano was drafted in the 38th round of the 2016 June MLB draft by the St. Louis Cardinals. In his first season he played rookie ball for the Cardinals posting a 1-1 record with a 6.06 ERA and 14 strikeouts. In 2017 he started the year with Johnson County in the Appalachian league. While with the Cardinals, Calvano went 0-3 with a 5.23 ERA in six games. In July, he moved up to play with A(short) State College in the New York Penn League. While with the Spikes, he went 0-0 with a 6.75 ERA in 5 ½ innings.

Calvano spent 2018 with two other teams before joining the T-Bones. He started the year with the Palm Beach Cardinals in the Florida State League before traveling to A(full) Peoria in the Midwest League. He had a combined record of 0-0, and averaged a 7.71 ERA in 4 ⅔ innings of relief.



#50 Marcus Crescentini

Marcus Crescentini comes to Kansas City from A(Adv) Jupiter in the Florida State League. While with the Hammerheads, he appeared in two games working two innings of relief with a 4.50 ERA. The Florida native started 2018 with AA Jacksonville in the Southern League. With the Jumbo Shrimp, he appeared in 23 games, working 25.1 innings with a 3.91 ERA and 24 strikeouts. Crescentini began his professional career with the Los Angeles Dodgers organization in 2015. After being drafted in the 26th round, he would pitch 24 games in the Pioneer Rookie League, posting a 7.43 ERA in 26.2 innings with 42 strike outs. In 2016 he split time with 3 different organizations. Crescentini started the year playing for Great Lake in the Midwest League. With the Loons, he played in 16 games with an 0-2 record and a 7.71 ERA. After the Loons released him the Miami Marlins organization picked him up. Next, he had a short four game stay with Batavia in the New York-Penn League. While with the Muckdogs, he pitched 4 innings with a 2.25 ERA. He finished out 2016 playing for A(full) Greensboro of the South Atlantic League. While with the Grasshoppers he pitched in 20 games, tossing 30.1 innings with a 2-3 record and a 1.48 ERA. He started 2017 with the Grasshoppers going 2-0 with a 1.03 ERA in 20

games. After his tenure in the South Atlantic League he moved on to A(Adv) Jupiter in the Florida State League. He pitched 16.1 innings in 13 games with a 2.20 ERA and 21 strikeouts for the Hammerheads.



#15 Joe Filomeno

#15 Joe Filomeno heads to Kansas City after being released by the Frisco RoughRiders. Filomeno went 0-1 with a 9.82 ERA in 7 innings with the AA Texas league team. He spent 2017 with the same ball club posting an 0-3 record with an 8.10 ERA in 29 games. In 2016, he played 30 games for the RoughRiders with a 2.20 ERA in 41 innings. Filomeno started 2016 with the A-Advanced High Desert Mavericks. While there he boasted a 0.57 ERA and a 1-0 record in 11 games. He played all of the 2015 season with the Hickory Crawdads of the South Atlantic League. He finished his time in Hickory with a 3-2 record while producing a 2.72 ERA in 56 ½ innings played. Filomeno was drafted by the Texas Rangers in the 2014 MLB draft. He played his rookie ball with the AZL Rangers going 2-0 in nine innings.



#3 Kevin Hill

Kevin Hill comes to the T-Bones from AA Corpus Christi in the Texas League. With the Hooks, he appeared in 10 games working 18.1 innings with a 2-1 record and a 1.96 ERA. Hill began his professional career with the Houston Astros organization in 2016. After being drafted in the 25th round, he would pitch 13 games for the Tri-City ValleyCats, posting a 4.37 ERA in 35 innings with 22 strikeouts. In 2017, he split time between three different organizations. Hill started the year playing for Quad City in the Midwest League. With the River Bandits, he played 14 games with a 2-1 record and a 3.60 ERA. Hill moved on to A(adv) Buies Creek in the Carolina League where he played in 10 games pitching 34.1 innings of relief with 36 strikeouts. After his time with Buies Creek, he finished the year with AA Corpus Christi in the Southern League. The Oklahoma native played in two games for the Hooks with a 1-0 record and 0.00 ERA. Lee comes to Kansas City after spending the 2017 season with the Nationals in the Gulf Coast League. He played in three games and pitched 2.2 innings of relief. Lee began his professional career with the Washington Nationals organization in 2011. After being drafted in the 18th round, he would pitch ten games in the Gulf Coast League, posting a 4.05 ERA in 13 innings with 15 strikeouts. In 2012, the San Antonio native spent the season with A(Short) Auburn of the New York-Penn League.

He pitched 13 games for the Doubledays with a 3-1 record and a 3.77 ERA. ERA and a 2-0 record. Lee spent 2016 in Harrisburg. This time, he pitched 45 games with a 3-1 record and a 4.32 ERA in 50 innings.



#36 Nick Lee

Nick Lee spent 2013 with A(Full) Hagerstown in the South Atlantic League. While with the Suns, he pitched 19 games, posting a 3.96 ERA in 91 innings with a 6-4 record. Lee split time between three different teams in 2014. He started the year with the Nationals of the Gulf Coast League. While there he pitched 8 innings with a 6.75 ERA. He then moved on to A(adv) Potomac of the Carolina League, pitching five games with a 10.05 ERA and an 0-2 record. He finished the season with A(Full) Hagerstown pitching 8.1 innings with a 7.56 ERA and a 1-0 record. Lee split time again in 2015 starting the season with Potomac in the Carolina League. He pitched 20 games, posting a 2.57 ERA in 28 innings with 28 strikeouts. Lee ended the season with AA Harrisburg in the Eastern League. He pitched 20 games posting a 3.75.




#24 Jackson Lowery

Kansas City has added **RHP Jackson Lowery** to the roster on August 4th, while the team was on their longest road trip of the season. Lowery retired all four of his batters in his debut at Lincoln that night and would go on to have a 2-1 record with a 3.12 ERA in 17.1 relief innings. He did make one spot start for the club, while adding 25 strike outs. Lowery is from Little Rock, Arkansas and pitched in college at the University of Arkansas in the SEC. Lowery signed a free agent contract with the Toronto Blue Jays after his senior season with the Razorbacks. In 2015, he made three stops in the Blue Jays system and spent last winter with the Canberra Cavalry of the Australian Baseball League. For his career the former Razorback is 6-4 with a 4.54 ERA in 85.1 innings.



#47 Pasquale Mazzoccoli

Pasquale Mazzoccoli was the Pirates 35th round pick in 2016 out of Texas State University in San Marcos, Texas. He would join Bristol in the Appalachian League after the draft in 2016 pitching 26.2 innings with 21 strike outs. Last year Mazzoccoli began the season with five scoreless innings in the New York-Penn League at West Virginia before going 3-1 with West Virginia in the South Atlantic League in 25.2 relief innings. Combined on the season the Katy, Texas native would strike out 35 batters in 34.2 innings pitched.



#35 Cody Winiarski

Cody Winiarski returns to the T-Bones where he was named the Reliever of the Year in the American Association in 2017. Winiarski earned Post Season All-Star honors by saving 21 games in 23 opportunities with a 5-1 record, striking out 66 in 52.1 innings with a 1.89 ERA for Kansas City. His 21 saves were the second most in the single season in T-Bones club history, just missing Kris Regas mark of 22 set in 2014. Winiarski would walk just eight batters in 2017 with an 8:1 strike out to walk ratio. His 47 appearances were the second most games for a pitcher in T-Bones franchise history. Winiarski was also part of a record-setting staff for Kansas City. The T-Bones set the American Association single-season strike out mark as a staff at 897. On August 9th in Fargo, in the bottom of the ninth, Winiarski struck out the side to break the franchise mark single-season team strike out mark. Winiarski, a former Chicago White Sox prospect, originally joined the T-Bones on January 13, 2017. The right-hander was selected in the 36th round by the Chicago White Sox in the 2011 draft out of the University of Virginia. A native of Wisconsin, he was drafted out of Union Grove High School by the Philadelphia Phillies in the 36th round but did not sign in 2007. As a Junior at the

University of Virginia, he would post a 4.68 ERA, working 75 innings, with a 5-0 record in 17 games with 14 starts. Winiarski then went 6-4 in 77 innings as a senior with a 2.92 ERA in 13 starts, appearing 19 games total. Over his four-year college career, he struck out 200 in 267 innings. With the White Sox system, Winiarski reached AA Birmingham in 2015, and over parts of five seasons he would post a 4-7 record with a 4.00 ERA in 157.2 innings with 197 strike outs. His 2015 season was cut short in June because of an arm injury, and he did not return to the White Sox until late 2016. After Tommy John surgery in July of 2015, he returned for one game in 2016 with the rookie level White Sox of the AZ

Meet the “Man on the top step”

Joe Calfapietra was named 2018 American Association Manager of the year Tuesday September 4th after leading the T-Bones to a 62-37 record and a playoff berth as the second-place finishers in the south division. The Eastern College alum also helped a league-leading eight players into organizational ball since the end of the 2017 season. Calfapietra is in his second season as the T-Bones’ manager and became the first manager in franchise history to have back to back winning seasons in 2018. The 46-year-old has an overall record of 967-820 in 19 seasons as a manager, all at the independent level. Joe Calfapietra was named the T-Bones sixth manager in the club’s history on November 30, 2016. Calfapietra (pronounced Cal-fa-pee-eh-tra), 47, brings an overall record of 905-



783 into his second season in Kansas City and his 18th season as a manager, all at the independent level. Calfapietra guided Kansas City to the second-best overall franchise record in the club’s history (57-43) with the team finishing in a three-way tie for a post season spot for the league the wild card. The T-Bones did not advance due to a tie breaker but Calfapietra turned over the 2017 roster with only one hold over from the 2016 helping the club reached a franchise high of 84 days above .500 out of a 109-day season. Despite a 1-5 start to begin the season, his 2017 club reached .500 at 7-7 at Sioux Falls on June 2nd and stayed at or above for 93 days and 83 in a row. With the win on August 26th at Gary, Calfapietra won his 900th career game. He hit the 50-win mark August 23rd at home against Cleburne for the seventh straight season.

Calfapietra spent 14 seasons as the manager of the New Jersey Jackals of the Can-Am League before taking over the dugout reigns of the T-Bones in 2017. While in New Jersey, only four of those 14 teams did not reach the postseason. The Jackals won the league championship in 2004, at the end of Calfapietra’s second season in New Jersey, and then his teams reached the league championship series in five consecutive seasons, 2011-15. In 2016, the Jackals went 62-38, before losing in the first round of the Can-Am playoffs. The T-Bones and Calfapietra’s Jackals faced each other seven times in interleague play since 2012, with New Jersey winning four of those games. Calfapietra started his coaching career in 1994 in this organization, when the T-Bones were in Duluth, Minn., and were known as the Dukes. In 2002, Calfapietra was the first-ever manager of the Gary SouthShore RailCats, where he was the league manager of the year, before starting with New Jersey the following season. Calfapietra lives in Collegeville, Pa., with

his wife and their two daughters, ages 17 and 11. Calfapietra is the T-Bones’ sixth manager since the team moved from Duluth prior to the 2003 season and when he took over in 2017 he replaced John Massarelli, who went 139-160 in three seasons with Kansas City, including 42-58 in 2016.

Joe Calfapietra’s Managerial Career

2000	—	Allentown	42	43	.494	No Postseason
2001	—	Allentown	43	47	.478	Postseason
2002	—	Gary	35	55	.389	No Postseason
2003	—	New Jersey	52	37	.584	Postseason
2004	—	New Jersey	54	39	.581	League Champions
2005	—	New Jersey	48	44	.522	No Postseason
2006	—	New Jersey	43	48	.473	No Postseason
2007	—	New Jersey	49	44	.527	Postseason
2008	—	New Jersey	43	51	.457	No Postseason
2009	—	New Jersey	55	39	.585	No Postseason
2010	—	New Jersey	42	50	.457	Postseason
2011	—	New Jersey	57	36	.613	Lost League Finals
2012	—	New Jersey	59	41	.590	Lost League Finals
2013	—	New Jersey	55	44	.556	Lost League Finals
2014	—	New Jersey	55	41	.573	Lost League Finals
2015	—	New Jersey	54	43	.557	Lost League Finals
2016	—	New Jersey	62	38	.620	Postseason
2017	—	Kansas City	57	43	.570	No Postseason lost tie breaker
2018	—	Kansas City	62	37	.620	Postseason
Overall	—	18 seasons	967	820	.547	

Did you know?

T-Bones Manager Joe Calfapietra was the first manager of the Gary SouthShore RailCats in 2002, going 35-55, a feat that may seem not too monumental at first glance. Yet, when you consider the team played their entire schedule on the road due to construction delays with their home ballpark, the numbers are impressive. For his efforts, he was named Manager of the Year

Next to 1000

-St. Paul Manager George Tsamis reached 1,000 career wins back on June 12th. He joined former Fargo boss Doug Simunic, current Gary Manager Greg Tagert and first year Chicago Dogs Manager Butch Hobson in the 1,000-win club in indy ball. Who is the next up to 1000 wins? Joe Calfapietra, who currently has 967 wins in his career.

T-BONES BEHIND THE NUMBERS

MISCELLANEOUS SEASON HIGHS & LOWS

Number of Days in 1st: 2
Number of Days in 2nd: 96
Number of Days in 3rd: 19
Number of Days in 4th: 11
Number of Days in 5th: 1
Number of Days in 6th: 0
Most Games Above .500: 26 (9/1, 9/3)
Most Games Below .500: 2 (5/20)
Number of Days Above .500- 90 Below .500- 6 At .500: 1
Longest Winning Streak: 9 (6/18-6/29)
Longest Winning Streak, Home: 8 (6/21- 7/02)
Longest Winning Streak, Road: 9 (7/9-8/2)
Longest Losing Streak: 3 (STP 7/12-14) (@STP 8/3-5) (8/12-15)
Longest Losing Streak, Home: 3 (7/12-7/14)
Longest Losing Streak, Road: 5 (@STP 8/3-5, @SC8/9-10)
Longest Series Win Streak: 3 (4 x) (6/18-6/21-, 6/22-6/24,626-28, 7/02-7/11)
Longest Series Win Streak, Home: 3
Longest Series Win Streak, Road: 3 (7/5 – 7/6)
Longest Series Losing Streak 1
Longest Series Losing Streak, Home: 1
Longest Series Losing Streak, Road: 1 (5/18-20 @WIC) (6/29-7/02 @CLE)
Largest Margin of Victory: 12 (8/25 WIN)
Largest Margin of Defeat: 13 (7/3 SF)
Largest Come-From-Behind Win: 5 (5/29 @SC, 5-run T9)
Largest Come-From-Behind Loss: 6 (6/29 Monger walk off seals CLE Win)
Longest Rain Delay: 1:22 called after 6.1 innings L 4-1 @ STP
Most Errors Game Team: 4 (5/18 @WIC Loss 8-2) (5/28 @SC Loss 7-6)
Most Errors, One Game: 2 Walters (5/18 @WIC Loss 8-2) Edgerton (5/28@SC)
Most DP Turned, Game: 4 (8/4 @ STP)
Most DP Against, Game: 4 (7/10 @ LIN)

MISCELLANEOUS OCCURRENCES

Back-to-Back Homers: Zach Walters & Cal Towey in the 2nd off Mateo of SC 6/12 Mason Davis & Todd Cunningham in the 5th off Blank at SF 8/1
Back-to-Back Allowed: 0
Complete Game: 0
CG Against: 0
Shutout Wins: 7 (6/7 @TEX 8-0) (6/12 SIO 6-0) (6/26 LIN 7-0) (7/5 @TEX 1-0) (7/21 TEX 1-0) (8/21 @LIN 2-0) (7/22 TEX 4-0) (7/27 CHI 4-0)
Shutout losses: 1 (6/2 WIC 1-0)
Complete Game Shutout: 0
Complete Game Shutout against: 0
No-Hitter: 1 (7/5 @TEX)
Multi-Homer Games: Zach Walters (2) 5/25 @CHI, Mason Davis (2) 7/17 @CLE, Noah Perio Jr. 8/16 FM (2), Noah Perio Jr. 8/24 WIN (2)
Multi-Homer Games Against: 2 (5/29 CLE, Monger, Scott)
Grand Slam Allowed: 2 5/29 (Levi Scott)
5+ RBI Games: 11 RBI on 8/23 v. WIN, 11 RBI on 8/24 v. WIN
Inside-the-park HR: 0
Sellouts: 5/25 @ CHI

T-BONES RECORDS

Commit 0 errors	30-12
Commit 1 error	22-12
Commit 2 errors	9-9
Commit 3 errors	1-1
Commit 4+ errors	0-3
Walk 4 or more times	31-11
Allow 4 or more walks	18-15
Score in First Inning	8-10
Opponent Scores in First	12-18
Starting Right-hander	53-33
Starting Left-hander	9-5
Facing Right-handed Starter	49-32
Facing Left-handed Starter	13-6
Leading after 6 innings	39-5
Leading after 7 innings	41-4
Leading after 8 innings	42-0
Trailing after 6 innings	8-26
Trailing after 7 innings	6-25
Trailing after 8 innings	6-27
Tied after 6 innings	4-3
Tied after 7 innings	4-6
Tied after 8 innings	4-7
Starter leaves with lead	44-4
Starter leaves trailing	10-27
Starter leaves tied	7-6
Opp. Starter leaves leading	11-28
Opp. Starter leaves trailing	41-4
Opp. Starter leaves tied	9-5
T-Bones Starter more IP	36-10
Opp. Starter more IP	19-24
Starters Same IP	7-3
Quality Start	31-6
Opponent Quality Starts	16-16
Both Quality Starts	10-5
No HR	23-20
1 HR	25-14
2+ HR	12-3
No HR Allowed	31-12
1 HR Allowed	19-10
2+ HR Allowed	8-13
In May	8-5
In June	17-9
In July	19-9
In August	17-12
In September	1-2
On Sunday	8-7
On Monday	5-3
On Tuesday	10-4
On Wednesday	12-5
On Thursday	10-3
On Friday	8-8
On Saturday	9-7
White Sleeveless Pinstripe	0-1
White Jerseys	3-2
White/gold jerseys	15-2
Travel Greys	3-1
Maroon BP tops	21-12
Black BP tops	17-17
Special Jerseys	0-1
After Off Day	4-4

TEAM BATTING

Runs (Game): 18 (8/25 WIN)
Runs (Inning): 9 (5/30 @SC) (6/8 @WIC)
Hits (Game): 19 (6/18 WIN), 19 (8/25 WIN), 22 (8/28 SC)
Hits (Inning): 6 (5/30 @SC) (6/8 @WIC)
Fewest Hits: 3 (7/5 @TEX G2)
Fewest Runs: 0 (6/01 WIC)
HR's (Game): 5 (7/17 @CLE)
HR's (Inning): 2 (5/18 @WIC) (7/17 @CLE)
Extra-base Hits: 6 (8/25 WIN)
Batters in Inning: 14 (6/8 @WIC)
Walks: 9 (6/29 @CLE)
Strikeouts (Game): 14 (5/18 @WIC) (6/8 @WIC)
Stolen Bases (Game): 4 (5/28 @SC) (7/20)
Errors (Game): 4 (5/18 @WIC) (5/27 @SC)

RECORDS BY OPPONENT

Opponent	Overall	Home	Away
STP	1-6	1-3	0-3
SC	7-8	4-3	3-5
CHI	5-1	2-1	3-0
GAR	3-3	2-1	1-2
WIC	6-6	3-3	3-3
FM	2-4	1-2	1-2
SF	5-1	2-1	3-0
LIN	10-2	5-1	5-1
TEX	9-3	5-1	4-2
WIN	5-1	2-1	3-0
CLE	9-2	5-0	4-2
Totals	62-37	33-17	29-20

TEAM PITCHING

Runs (Game): 14 (6/29 @CLE)
Runs (Inning): 7 (7/14 STP)
Most Hits (Inning): 6 (6/29 @CLE)
Fewest Hits (besides no hitter): 3 (7/21 TEX), 1 (8/3 @STP)
HR's (Game): 4 (6/29 @CLE)
HR's (Inning): 2 (6/29 @CLE)
Batters in an Inning: 12 (7/14 STP)
Walks: 10 (6/29 @CLE)(7/14 STP)
Strikeouts (9 innings): 12 (8/30 WIC)
Strikeouts (Extra Innings):
SB Against: 2 (5/28 @SC) multiple last (8/10 @SC)
Fewest Runs (Game): 0 (6/6 @ TEX) (6/12 SIO) (6/26 LIN) (7/21 TEX) (7/22 TEX)
Most Hits (Game): 15 (8/30 WIC)

ATTENDANCE / TIMES

Largest Home Crowd: 6,180 (6/24 CLE)
Smallest Home Crowd: 2,109 (7/02 SF)
Largest Road Crowd: 8,106 (8/5 @ STP)
Smallest Road Crowd: 592 (5/29 @SC)
Avg. Time of Game: 2:58
Longest Home Game (Innings): 12 (7/26 LIN)
Longest 9-inning Home Game (Time): 4:16
Long Extra Inning Game (Time): 4:21
Shortest Home Game: 2:24
Shortest Home Game (Weather):
Longest 9-inning Road Game: 3:17 (7/7 @TEX))
Longest Extra Inning Home Game (Innings): 12
Longest Extra Inning Home Game (Time): 3:32 (6/24 CLE)
Longest Extra Inning Road Game (Innings): 16 (9/2 @GAR)
Longest Extra Inning Home (Time): 3:32 (6/24 CLE)
Longest Extra Inning Road (Time): 4:38 (9/2 @GAR)
Shortest 9-inning Road Game: 2:30 (8/11 @ SC)
Shortest 7-inning Home Game: 1:45 (2nd game in DH on 8/15 v. FM)
Shortest 7-inning Road Game: 1:51
Rainouts: 6/7 @ TEX, 8/14 v. FM, 8/19 v. CLE
Delays: 1:03 v. SC, 1:22 on 8/3 @STP, 0:35 on 8/16 v. FM, 0:40 on 9/3 @GAR
Longest Delay: 1:22 on 8/3 at STP
Suspended Games:
Cancelled Games: 8/19 V. CLE
T-Bones Ejections: Nick Torres 5/24 GAR, Cal Towey 5/28 @SC, 6/9 @WIC, Adrian Nieto 6/16 @F&M, Walters 7/7 @TEX, Irvine 7/17 @CLE, Calfapietra 8/26 SC

2018 SCHEDULE RESULTS

Date	Time	Opponent	Score	Winning Pitcher	Losing Pitcher	Save	Att.	Record	Streak	+/- .500
5/18	3:16	@WIC	8-2	Banwart (1-0)	Paula (0-1)		4,272	0-1	-1	-1
5/19	2:35	@WIC	5-2	Harman (1-0)	Adkins (0-1)		2,144	0-2	-2	-2
5/20	2:41	@WIC	3-1	Gracesqui (1-0)	Tillman (0-1)	Winiarski (1)	1,392	1-2	+1	-1
5/22	4:08	GAR	6-2	Mckenzie (1-0)	Collier (0-1)		5,029	1-3	-1	-2
5/23	3:10	GAR	5-3	Astin (1-0)	Quintana (0-1)	Winiarski (2)	2,860	2-3	+1	-1
5/24	3:48	GAR	5-3	Adkins (1-1)	Gunn (1-1)	Winiarski (3)	4,232	3-3	+2	0
5/25	2:54	@CHI	8-4	Mazzoccoli (1-0)	Downing (0-1)		6,217	4-3	+3	+1
5/26	3:22	@CHI	4-2	Astin (2-0)	Turnbull (1-1)	Diaz (1)	NA	5-3	+4	+2
5/27	3:22	@CHI	8-6	Collier (1-1)	Moeller (0-1)	Gracesqui (1)	2,862	6-3	+5	+3
5/28	3:46	@SC	7-6 (10)	Schuster (1-0)	Diaz (0-1)		2,225	6-4	-1	+2
5/29	2:51	@SC	7-6	Mazzoccoli (2-0)	Fallwell (1-1)	Gracesqui (2)	591	7-4	+1	+3
5/30	3:09	@SC	10-2	Paula (1-1)	Markel (0-1)		895	8-4	+2	+4
5/31	2:44	@SC	5-4	Flores (1-0)	Eusebio (0-1)		NA	8-5	-1	+3
6/1	2:51	WIC	1-0	Osburn	Collier (1-2)		3,621	8-6	-2	+2
6/2	3:24	WIC	3-1	Bowen (1-0)	Gracesqui (1-1)	Tillman (5)	5,329	8-7	-3	+1
6/3	2:58	WIC	13-2	Irvine (1-0)	Cooper (2-1)		3,048	9-7	+1	+2
6/5	2:51	@TEX		Weiqiang (1-2)	Adkins (1-2)	Hernandez (1)	1,389	9-8	-1	+1
6/6	2:34	@TEX	8-0	Astin (3-0)	Matzek (0-2)	Buckelew (1)	1,313	10-8	+1	+2
6/7				Rain Out						
6/8	2:59	@WIC	11-3	Diaz (1-1)	Campbell (0-3)		2,963	11-8	+2	+3
6/9	3:15	@WIC	11-2	Carroll (1-0)	Cooper (2-2)		3,474	12-8	+3	+4
6/10	2:50	@WIC	7-6	Tillman (1-2)	Diaz (1-2)		3,268	12-9	-1	+3
6/11	2:54	SC	8-6	Astin (3-1)	Flores (2-0)	Karch (3)	2,046	12-10	-2	+2
6/12	2:38	SC	5-0	Buckelew (1-0)	Mateo (3-2)		2,812	13-10	+1	+3
6/13	3:41	SC	9-8	Collier (1-3)	Dykstra (5-0)	Karch (4)	5,541	13-11	-1	+2
6/14	3:08	SC	9-5	Carroll (2-0)	Jordon (4-1)		4,751	14-11	+1	+3
6/15	2:44	@FAR	6-4	Irvine (2-0)	Waite (1-2)	Diaz (2)	3,069	15-11	+2	+4
6/16	3:13	@FAR	5-4	Ballew (4-1)	Filomeno (1-1)	McCurry (6)	2,686	15-12	-1	+3
6/17	3:05	@FAR	8-6	Buckelew (1-1)	Soloman (3-3)	McCurry (7)	NA	15-13	-2	+2
6/18	3:01	@WIN	9-3	Collier (2-3)	Rosario (2-2)		5,044	16-13	+1	+3
6/19	2:53	@WIN	7-3	Carroll (3-0)	Carl (4-2)	Street (1)	NA	17-13	+2	+4
6/20	2:46	@WIN	6-3	Irvine (3-0)	McGovern (2-3)	Diaz (3)	3,387	18-13	+3	+5
6/22	2:51	CLE	7-3	Astin (4-1)	Mincey (0-3)		4,803	19-13	+4	+6
6/23	2:58	CLE	5-4	Buckelew (2-1)	Young (1-4)	Diaz (4)	6,180	20-13	+5	+7
6/24	3:32	CLE	6-5	Filomeno (2-1)	Blackwell (2-4)		3,851	21-13	+6	+8
6/26	2:51	LIN	7-0	Carroll (3-0)	Tamburino (4-1)		2,244	22-13	+7	+9
6/27	2:26	LIN	7-1	Irvine (4-0)	Herron (4-4)		3,005	23-13	+8	+10
6/28	2:49	LIN	6-2	Astin (5-1)	Kinman (2-1)	Diaz (5)	4,022	24-13	+9	+11
6/29	4:05	@CLE	14-13	Blackwell (4-4)	Street (0-1)		1,703	24-14	-1	+10
6/30	3:18	@CLE	7-4	Collier (3-3)	Gunn (1-1)			25-14	+1	+11
7/1	2:37	@CLE	5-2	Mortenson	Gracesqui			25-15	-1	+10
7/2	2:46	SF	3-2	Winiarski (1-0)	Nordgren (0-2)	Diaz (6)	2,109	26-15	+1	+11
7/3	2:46	SF	14-1	Esch (4-2)	Astin (5-2)		5,381	26-16	-1	+10
7/4	2:53	SF	3-2	Filomeno (3-1)	Wolfe (0-1)	Diaz (7)	6,157	27-16	+1	+11
7/5	2:15	@TEX	4-3	Crescentini (1-0)	Yanyong (0-2)	Diaz (8)	NA	28-16	+2	+12
7/5	1:51	@TEX	1-0	Gracesqui (2-2)	Jianzeng (0-3)	Winiarski (4)	1,078	29-16	+3	+13
7/6	3:10	@TEX	6-2	Adkins (2-2)	Jinghao (0-3)		4,157	30-16	+4	+14
7/7	3:17	@TEX	6-5	Yusong (2-0)	Irvine (4-1)	Contreras	2,623	30-17	-1	+13
7/9	3:11	@LIN	12-9	Astin (6-2)	Kourtis	Winiarski (5)	NA	31-17	+1	+14
7/10	2:38	@LIN	2-1	Collier (4-3)	Wooten	Filomeno (3-1)	2,588	32-17	+2	+15
7/11	3:06	@LIN	8-5	Adkins (3-2)	Robichaux (2-4)	Winiarski (6)	3,305	33-17	+3	+16
7/12	2:40	STP	9-2	Irvine (4-2)	Nunn (2-1)		4,029	33-18	-1	+15
7/13	3:35	STP	4-1	Matthys (4-3)	Mazzoccoli (2-1)	Jones (3)	3,787	33-19	-2	+14
7/14	3:18	STP	10-8	Schlosser (2-0)	Astin (6-3)	Devine	4,930	33-20	-3	+13
7/15	2:13	STP	5-1	Collier (5-3)	Foss (1-1)	Hill (1)	3,241	34-20	+1	+14
7/16	3:11	@CLE	10-4	Adkins (4-2)	Mouzakes (1-5)		1,104	35-20	+2	+15
7/17	3:44	@CLE	11-7	Crescentini (2-0)	Sanchez (1-2)		1,143	36-20	+3	+16
7/18	3:16	@CLE	8-3	Lee (1-0)	Mortenson (3-3)		999	37-20	+4	+17
7/20	3:31	TEX	11-9	Wright (2-1)	Winiarski (1-1)	Contreras (8)	6,006	37-21	-1	+16
7/21	2:43	TEX	1-0	Crescentini (3-0)	Yanyong (0-4)		4,507	38-21	+1	+17

7/22	2:24	TEX	4-0	Adkins (5-2)	Quan (0-5)		2,827	39-21	+2	+18
7/24	2:34	LIN	6-3	Bleday (1-0)	Bircher (3-5)	Winiarski (7)	2,832	40-21	+3	+19
7/25	2:54	LIN	7-4	Astin (7-3)	Tamburino (4-5)	Winiarski (8)	3,511	41-21	+4	+20
7/26	3:21	LIN	8-5	Mazzoccoli (2-2)	Bunda (3-0)	Hohensee (1)	4,378	41-22	-1	+19
7/27	2:52	CHI	4-0	Collier (6-3)	Simms		4,232	42-22	+1	+20
7/28	3:11	CHI	4-3	Filomeno (4-1)	Thorpe (2-4)		5,408	43-22	+2	+21
7/29	2:28	CHI	3-2	Goosen-Brown(5-5)	Hill (1-1)	Grover (5)	3,168	43-23	-1	+20
7/31	3:05	@SF	8-4	Irvine (5-2)	Nordgren (0-4)		2,010	44-23	+1	+21
8/1	3:24	@SF	12-5	Collier (7-3)	Thompson (4-7)		1,987	45-23	+2	+22
8/2	2:53	@SF	9-6	Astin (8-3)	Straka (1-4)		2,037	46-23	+3	+23
8/3	1:48	@STP	4-1	Solter (3-4)	Adkins (5-3)	Frosch (1)		46-24	-1	+22
8/4	3:15	@STP	10-2	Medina (6-4)	Aquino (0-1)		7,854	46-25	-2	+21
8/5	2:55	@STP	9-3	Nunn (4-2)	Irvinw (5-3)		8,106	46-26	-3	+20
8/6	2:34	TEX	4-2	Collier (8-3)	Tao (0-1)	Winiarski	2,399	47-26	+1	+21
8/7	2:41	TEX	6-4	Lowery (1-0)	White (0-1)	Winiarski	2,464	48-26	+2	+22
8/8	2:47	TEX	4-2	Adkins (6-3)	Haonan (0-1)		2,648	49-26	+3	+23
8/9	3:13	@SC	7-5	Dykstra (8-2)	Bleday (1-1)	Karch (19)	914	49-27	-1	+22
8/10	3:13	@SC	3-2	Markel (1-1)	Lee (1-1)		1,313	49-28	-2	+21
8/11	2:30	@SC	2-1	Collier (9-3)	Karch (2-2)	Winiarski (9)	1,905	50-28	+1	+22
8/12	3:19	@SC	11-3	Mateo (10-4)	Irvine (5-4)		1,060	50-29	-1	+21
8/15	3:21	FM	5-4	Waite (4-3)	Lee (1-2)		2,393	50-30	-2	+20
8/15	1:45	FM	3-0	Solomon (9-6)	Adkins (6-4)		2,393	50-31	-3	+19
8/16	4:09	FM	9-8	Winiarski (2-1)	Gregory (3-3)		3,416	51-31	+1	+20
8/17	3:46	CLE	6-5	Mazzoccoli (3-2)	Gomez (0-7)		4,012	52-31	+2	+21
8/18	3:19	CLE	5-3	Crescentini (4-0)	Hayes (0-3)	Winiarski (10)	5,429	53-31	+3	+22
8/19		CLE		Cancelled	Not to be made up					
8/21	2:32	@LIN	2-0	Collier (10-3)	Bircher (5-7)	Winiarski (11)	2,379	54-31	+4	+23
8/22	2:54	@LIN	3-1	Thoutt (2-1)	Adkins (6-5)	Bunda (6)	5,363	54-32	-1	+22
8/22	2:38	@LIN	5-1	Astin (9-3)	Kinman (6-4)	Winiarski (12)	3,143	55-32	+1	+23
8/23	2:57	WIN	11-1	Bleday (2-1)	Lambson (8-5)		3,266	56-32	+2	+24
8/24	3:05	WIN	13-11	Charleston (2-2)	Filomeno (4-2)	Capellan (21)	5,099	56-33	-1	+23
8/25	3:19	WIN	18-6	Collier (11-3)	McGovern (4-12)	Mazzoccoli (2)	5,899	57-33	+1	+24
8/26	2:58	SC	7-5	Winiarski (3-1)	Schuster (4-1)		5,116	58-33	+2	+25
8/27	3:03	SC	14-5	Vernia (12-1)	Adkins (6-6)		2,083	58-34	-1	+24
8/28	3:51	SC	14-13	Crescentini (5-0)	Karch (2-3)		4,268	59-34	+1	+25
8/29	2:44	WIC	6-3	Banwart (8-4)	Mortensen (4-6)		2,839	59-35	-1	+24
8/30	3:02	WIC	6-0	Collier (12-3)	Harman (11-5)		4,317	60-35	+1	+25
8/31	2:55	WIC	12-6	Astin (10-3)	Harvey (7-2)		4,902	61-35	+2	+26
9/1	2:25	@GAR	9-1	Samuel (2-0)	Adkins (6-7)		3,020	61-36	-1	+25
9/2	4:38	@GAR	3-2	Mazzoccoli (4-2)	De Leon (2-1)	Calvano (1)	4,890	62-36	+1	+26
9/3	3:14	@GAR	3-2	Sanderlin (2-0)	Calvano (0-1)	Quintana (12)	3,486	62-37	-1	+25
				Play offs						
9/5	2:26	SC	4-1	Dykstra (1-0)	Collier (0-1)		501	0-1	-1	-1
9/6	3:01	SC	4-2	Astin (1-0)	Garcia (0-1)	Winiarski (1)	479	1-1	+1	0
9/7	3:38	@SC	5-2	Filomeno (1-0)	Markel (0-1)	Winiarski (2)	1,084	2-1	+2	+1
9/8	2:40	@SC	5-0	McKinney (1-0)	Mortensen (0-1)		770	2-2	-1	0

2018 SEASON TRANSACTIONS LIST

5/19/18: RHP Cody Martin contract purchased by the New York Mets.

5/22/18: OF Adam Brett Walker contract purchased by the Washington Nationals. Signed **RHP Barrett Astin**. Activated **RHP Jackson Lowery** from the disabled list.

5/23/18: Signed **OF Johnny Davis** and placed **LHP Cody Dickson** on the disabled list.

6/1/18: Placed **RHP Cody Winiarski** on the Disabled List retroactive to May 25; signed **LHP James Buckelew** and **OF Todd Cunningham**.

6/2/18: Signed **RHP Scott Carroll** and placed **RHP Luis Paula** on the inactive list; signed **LHP Joe Filomeno** and released **IF Jordan Edgerton**.

6/4/18: OF Johnny Davis signed by Tecolotes Dos Laredos in the Mexican League.

6/22/18: Signed **IF Mason Davis**; placed **RHP Cody Winiarski** on the inactive list and **Cal Tovey** on the disabled list.

6/27/18: SP Scott Carroll signs to play in Mexican baseball league with the Tijuana Toros

7/2/18: RHP Cody Winiarski activated off of the inactive list

7/4/18: RHP Sam Street placed on the disabled list.

7/5/18: Signed **LHP Nick Lee** and **RHP Kevin Hill**.

7/7/18: LHP Carlos Diaz contract purchased by Cincinnati Reds.

7/13/18: Signed **IF Colin Walsh** and **RHP Ian Hardman**.

7/17/18: IF/OF Nick Torres Contract sold to the Texas Rangers.

7/18/18: Place **RHP Lucas Irvine** to disabled list, move **RHP Sam Street** to Inactive List and place **LHP Cody Dickson** on irrevocable waivers.

7/19/18: Signed **LHP Jayson Aquino**.

7/20/18: Signed **LHP Adam Bleday**, **RHP Ian Hardman** released on irrevocable waivers

7/24/18: IF Taylor Featherston contract purchased by the Cincinnati Reds; Signed **IF Alay Rafael Lago**

7/26/18: RHP Lucas Irvine activated off disabled list, **RHP Barrett Astin** moved to disabled list

7/27/18: OF Dexter Kjerstad traded to Winnipeg Goldeyes for a player to be named later; signed **OF Logan Moon**

8/4/18: IF Dylan Tice contract purchased by New York Mets

8/6/18: Signed **IF Ryan Brett**

8/8/18: LHP Nick Lee activated off DL, **LHP Jayson Aquino** released

8/9/18: Place **RHP Barrett Astin** on the disabled list, Sign **RHP Wirkin Estevez**.

8/12/18: RHP Wirkin Estevez signs with Pericos de Puebla in AAA Mexican League.

8/13/18: Traded **LHP Francisco Gracesqui** to Fargo-Moohead for a player to be named later.

8/14/18: Signed **RHP Robert Calvano**.

8/15/18: Activated **RHP Barrett Astin** off the disabled list, traded **RHP Lucas Irvine** to Sugarland for a player to be named later and acquired **RHP Jared Mortensen** from Cleburne to complete earlier deals.

8/17/18: Released **OF Logan Moon**. Signed **IF Anthony Phillips**.

8/24/18: Placed **LHP Nick Lee** on disabled list and signed **IF Danny Hayes**.

8/27/18: Activate **LHP Nick Lee** off the DL and place **RHP Kevin Hill** on the DL.